




AS  
ONE.



# COLUMBUS BLUE JACKETS

2020 POSTSEASON MEDIA GUIDE

OUT OF **OUR BLUE.** **WE RISE.**



## 2019 COLUMBUS BLUE JACKETS 2020

- ROW 1:** ELVIS MERZLIKINS, CAM ATKINSON, SETH JONES, DIRECTOR OF PLAYER PERSONNEL CHRIS CLARK, ASSISTANT GENERAL MANAGER JOSH FLYNN, PRESIDENT MIKE PRIEST, MAJORITY OWNER JOHN P. McCONNELL, GENERAL MANAGER JARMO KEKALAINEN, ASSOCIATE GENERAL MANAGER BILL ZITO, ASSISTANT GENERAL MANAGER BASIL McRAE, HEAD COACH JOHN TORTORELLA, NICK FOLIGNO, BOONE JENNER, JOONAS KORPISALO
- ROW 2:** VIDEO ASSISTANT COACH DAN SINGLETON, ASSISTANT COACH KENNY McCUDDEN, GOALTENDING COACH MANNY LEGACE, ASSISTANT COACH BRAD LARSEN, RYAN MURRAY, RILEY NASH, ZACH WERENSKI, DAVID SAVARD, ALEXANDER WENNBERG, GUSTAV NYQUIST, ASSISTANT DEVELOPMENT COACH JARED BOLL, ASSISTANT COACH PAUL MACLEAN, ASSISTANT COACH BRAD SHAW, SPECIAL ASSISTANT TO THE GENERAL MANAGER RICK NASH
- ROW 3:** OLIVER BJORKSTRAND, JAKOB LILJA, DEAN KUKAN, ALEXANDRE TEXIER, ERIC ROBINSON, PIERRE-LUC DUBOIS, JOSH ANDERSON, VLADISLAV GAVRIKOV, SCOTT HARRINGTON, DEVIN SHORE, MARKUS NUTIVAARA, EMIL BEMSTROM, NATHAN GERBE
- ROW 4:** EQUIPMENT MANAGER TIM LEROY, ASSISTANT EQUIPMENT MANAGER JAMIE HEALY, ASSISTANT EQUIPMENT MANAGER JASON STYPINSKI, STRENGTH & CONDITIONING COACH KEVIN COLLINS, ANDREW PEEKE, KEVIN STENLUND, GABRIEL CARLSSON, RYAN MACINNIS, STEFAN MATTEAU, HEAD ATHLETIC TRAINER MIKE VOGT, ASSISTANT ATHLETIC TRAINER CHRIS STRICKLAND, DIRECTOR OF HIGH PERFORMANCE NELSON AYOTTE, ASSISTANT ATHLETIC TRAINER NATES GOTO





## 2020 CBJ & NHL RETURN TO PLAY MEDIA INFORMATION

The Columbus Blue Jackets appreciate your coverage of our team and the National Hockey League. The League and club have established the following guidelines to assist you in your coverage of the 2020 postseason.

### PHASE 3 - CBJ TRAINING CAMP

The Blue Jackets will conduct its Phase 3 on-ice workouts at the OhioHealth Ice Haus, located at Nationwide Arena, beginning on Monday, July 13 and will depart for Toronto on Sunday, July 26. While all practice sessions will be closed to the public, media will be admitted under the guidelines established below:

#### • ENTRANCE

Due to social distance requirements and for safety reasons, a limited number of media will be admitted to the OhioHealth Ice Haus for coverage during camp. Media interested in attending a practice session must e-mail Glenn Odebralski (godebralski@BlueJackets.com) 24 hours in advance. Upon confirmation, attending media should enter the facility through the OhioHealth Ice Haus entrance, located on John H. McConnell Blvd. on the west side of Nationwide Arena. Media must wear a 2019-20 Blue Jackets or NHL-issued credential or provide a valid media outlet ID for admittance.

#### • SAFETY PROTOCOLS

Media will be required to sign in, undergo a temperature check and attest that they are free of COVID-19 symptoms prior to being admitted to the facility.

- > Face coverings must be worn at all times upon entry into the facility.
- > Media must adhere to social distance from one another (minimum 6 feet) and will be kept at a more significant distance from all club players, coaches and staff.

#### • MEDIA PARKING

Media parking is available in the Nationwide Arena Garage, attached to the north side of the building and accessible from Neil Ave. Please bring your ticket with you for validation via kiosks located in the OhioHealth Ice Haus lobby.

#### • WIRELESS SERVICE

Complimentary wireless internet is available by selecting the following in your web browser: WAP: NWArenaWiFi (No password required).

#### • INTERVIEWS

Upon completion of practice, media will be escorted to a designated area off the Nationwide Arena main concourse. Individual interviews will be conducted remotely via video conference with Head Coach John Tortorella and select players each day. There will be no MIXED ZONE or IN-PERSON PRESS CONFERENCES or availability during Phases 3 and 4. Requests for interviews to be conducted outside regularly scheduled accessibility periods must be arranged through the Blue Jackets Communications Department.

- > The club's daily press availability during camp will be streamed live via BlueJackets.com. Interviews also will be posted on the club's website shortly after the media availability period concludes.
- > OFF-SITE MEDIA: Contact the Blue Jackets Communications Department 24 hours in advance for coverage information.
- > There will be no on-site media work room available during the club's training camp.

#### • PHOTOGRAPHY/VIDEO

There will be six designated positions at the top of the OhioHealth Ice Haus seating area in the designated media zone and six additional shooting locations at ice level on the south end of the facility. The positions will be marked and must be adhered to at all times.

- > While no outside video will be permitting during the press availability, a pool feed of all interviews will be provided.

### PHASE 4 - ROUND ROBIN, QUALIFYING ROUNDS, STANLEY CUP PLAYOFFS

Twenty-four teams will compete in Seeding Round Robins, a Qualifying Round and Conference-based Stanley Cup Playoffs. The Blue Jackets are among 12 Eastern Conference clubs participating in Toronto, while 12 Western Conference clubs will compete in Edmonton.

#### • ROUND ROBIN:

The top four teams in each conference play for First Round seeding (regular-season overtime rules in effect):

- > **Eastern Conference:** 1) Boston Bruins, 2) Tampa Bay Lightning, 3) Washington Capitals, 4) Philadelphia Flyers
- > **Western Conference:** 1) St. Louis Blues, 2) Colorado Avalanche, 3) Vegas Golden Knights, 4) Dallas Stars

#### • QUALIFYING ROBIN:

Best-of-5 series to advance to the First Round (playoff overtime rules in effect).

- > **Eastern Conference:** Pittsburgh Penguins (5) vs. Montreal Canadiens (12)      New York Islanders (7) vs. Florida Panthers (10)  
Carolina Hurricanes (6) vs. New York Rangers (11)      Toronto Maple Leafs (8) vs. Columbus Blue Jackets (9)
- > **Western Conference:** Edmonton Oilers (5) vs. Chicago Blackhawks (12)      Vancouver Canucks (7) vs. Minnesota Wild (10)  
Nashville Predators (6) vs. Arizona Coyotes (11)      Calgary Flames (8) vs. Winnipeg Jets (9)

• **SUBSEQUENT ROUNDS:** Best-of-7 series. In each succeeding round of the 2020 Stanley Cup Playoffs, the highest remaining seed in each conference will face the lowest remaining seed, the second-highest remaining seed in each conference will face the second-lowest remaining seed, etc.

• **MEDIA COVERAGE:** While a limited number of media will be granted access to watch games in person, all media access during Phase 4 shall be conducted through virtual means. NHL staff will assist clubs in facilitating access on a daily basis. Media interested in attending Phase 4 games should submit a formal request to Jamie Horan (NHL) at jhoran@NHL.com. **CBJ Contact:** Todd Sharrock, Vice President of Communications & Team Services, will be with the team and can be reached via e-mail at tsharrock@BlueJackets.com.

### BLUEJACKETS.COM/PRESSBOX AND @BLUEJACKETS PR ON TWITTER:

Visit the Blue Jackets' "Press Box" microsite at [www.BlueJackets.com/PressBox](http://www.BlueJackets.com/PressBox) and follow @BlueJacketsPR on Twitter for comprehensive information and updates on the team, including practice times and media availability. The "Press Box" contains links to club press releases, recent news articles, daily clips, game notes, post-game audio, weekly reports and media guides.



# TABLE OF CONTENTS



Table of Contents.....	2
Staff Directory .....	3

## HOCKEY OPERATIONS

Jarmo Kekalainen, General Manager.....	4
Hockey Operations Management .....	5-6
John Tortorella, Head Coach.....	7
Coaching Staff Profiles .....	8-10

## 2019-20 SEASON IN REVIEW

Season Team Notes .....	11-14
Season Player Notes.....	15
Final Player Statistics.....	16
Scoring & Goaltending Breakdown.....	17
Statistical Leaders .....	18
Time On Ice & Facoff Percentage .....	19
Statistical Breakdown .....	20-21
Highs & Lows .....	22-23
Injury Report .....	24
Transactions.....	25
Game-by-Game Results.....	26
Home and Road Game-by-Game Results.....	27
Game-by-Game Statistical Breakdown.....	28

## PLAYERS

2019-20 Player Personnel .....	29
Josh Anderson .....	30-31
Cam Atkinson .....	32-33
Emil Bemstrom.....	34-35
Oliver Bjorkstrand .....	36-37
Pierre-Luc Dubois .....	38-39
Nick Foligno .....	40-41
Vladislav Gavrikov .....	42-43
Nathan Gerbe .....	44-45
Scott Harrington .....	46-47
Boone Jenner.....	48-49
Seth Jones.....	50-51
Joonas Korpihalo.....	52-53
Dean Kukan.....	54-55
Elvis Merzlikins.....	56-57
Ryan Murray.....	58-59
Riley Nash.....	60-61

Markus Nutivaara .....	62-63
Gustav Nyquist .....	64-65
Andrew Peeke .....	66-67
Eric Robinson .....	68-69
David Savard.....	70-71
Devin Shore .....	72-73
Kevin Stenlund .....	74-75
Alexandre Texier .....	76-76
Alexander Wennberg .....	78-79
Zach Werenski.....	80-81
Gabriel Carlsson/Liam Foudy .....	82-83
Matiss Kivlenieks/Ryan MacInnis.....	84-85
Stefan Matteau.....	86
Adam Clendening/Kole Sherwood/Veini Vehvilainen .....	87

## VS. THE NHL

Anaheim Ducks / Arizona Coyotes .....	88-89
Boston Bruins / Buffalo Sabres .....	90-91
Calgary Flames / Carolina Hurricanes .....	92-93
Chicago Blackhawks / Colorado Avalanche.....	94-95
Dallas Stars / Detroit Red Wings.....	96-97
Edmonton Oilers / Florida Panthers .....	98-99
Los Angeles Kings / Minnesota Wild .....	100-101
Montreal Canadiens / Nashville Predators .....	102-103
New Jersey Devils / New York Islanders .....	104-105
New York Rangers / Ottawa Senators .....	106-107
Philadelphia Flyers / Pittsburgh Penguins .....	108-109
St. Louis Blues / San Jose Sharks .....	110-111
Tampa Bay Lightning / Toronto Maple Leafs .....	112-113
Vancouver Canucks / Vegas Golden Knights .....	114-115
Washington Capitals / Winnipeg Jets .....	116-117

## RECORD BOOK

All-Time Statistics / Season-by-Season Totals .....	118-120
20-Goal Seasons / Hat Tricks.....	121-122
Extra Attacker Goals / Penalty Shots .....	123-126
Shutouts / Overtime / Shootout Report.....	127-135
Records By Seasons .....	136-139
Individual Leaders by Season.....	140-143
Top Single Seasons .....	143-146
Career Leaders.....	146-147
Team Records .....	148-154
Individual Player Records.....	155-158
BLUE JACKETS ALL-TIME PLAYOFF RECORDS .....	159-171

## 2019-20 NHL FINAL STATISTICS

Standings & Team Records .....	172-174
Individual Leaders / Rookie Leaders .....	175-179
Goaltending Leaders .....	180
Special Teams Rankings .....	181-182
Penalty Minutes / Overtime Report .....	183

The 2020 Columbus Blue Jackets Playoffs Guide was produced by the club's Communications Department. We hope that you will find it helpful in your continued coverage of our hockey club. Should you have any questions or need assistance, please feel free to contact one of us at any time. We appreciate your coverage of Blue Jackets hockey.

Todd Sharrock, VP of Communications & Team Services  
Glenn Odebralski, Manager of Communications

(614) 246-4157 tsharrock@BlueJackets.com  
(614) 246-0288 godebralski@BlueJackets.com

@ToddSharrock  
@GlennOdebralski

# STAFF DIRECTORY



## COLUMBUS BLUE JACKETS

200 W. Nationwide Blvd., Columbus OH 43215

Phone: (614) 246-4625

### OWNERSHIP/SENIOR MANAGEMENT

Majority Owner/Governor: John P. McConnell  
President/Alternate Governor: Mike Priest

### EXECUTIVE STAFF I BUSINESS OPERATIONS

Senior Vice President/General Counsel: Greg Kirstein  
Senior Vice President/Chief Revenue Officer: Cameron Scholvin  
Senior Vice President/Chief Financial Officer: T.J. LaMendola  
Senior Vice President/Chief Marketing Officer: Kathryn Dobbs  
Vice President, Marketing: Ryan Chenault  
Vice President, Partner Activation & Premium Service: Becky Coffey  
Vice President, Business Intelligence & Broadcasting: Marc Gregory  
Vice President, Operations & Development: J.D. Kershaw  
Vice President, Ticket Sales & Service: Mary Mulford  
Vice President, Communications & Team Services: Todd Sharrock  
Vice President, Corporate Partnerships: Ryan Shirik

### HOCKEY OPERATIONS

General Manager/Alternate Governor: Jarmo Kekalainen  
Senior Vice President, Hockey Operations/  
Associate General Manager: Bill Zito  
Assistant General Managers: Basil McRae, Josh Flynn  
Special Assistant to the GM & Team Ambassador: Rick Nash  
Director of Player Personnel/  
General Manager, Cleveland Monsters: Chris Clark  
Director of High Performance: Nelson Aoyotte  
Director of Amateur Scouting: Ville Siren  
Director of European Scouting: Josef Boumedienne  
Manager of Scouting Operations and Player Evaluation: Tom Bark  
Amateur Scouts: Oscar Akerlund, Mike Antonovich,  
Simon Barrette, Greg Drechsel, Troy Dumville,  
Danny Flynn, Craig Hartsburg, Stephane Leblanc,  
Mikko Makela, Dave Peters, Lukas Sutter, Milan Tichy  
Pro Scouts: Blake Geoffrion, Bob Halkidis, Rich Sutter, Fedor Tyutin  
Hockey Analyst: Zac Urbach  
Pro Video Coordinator: Jim Viers  
Head Athletic Trainer: Mike Vogt  
Assistant Athletic Trainers: Nates Goto, Chris Strickland  
Equipment Manager: Tim LeRoy  
Assistant Equipment Managers: Jamie Healy, Jason Stypinski  
Executive Assistant: Beth Carlisle

### COACHING STAFF

Head Coach: John Tortorella  
Assistant Coaches: Brad Larsen, Paul MacLean, Kenny McCudden, Brad Shaw  
Goaltending Coach: Manny Legace  
Strength & Conditioning Coach: Kevin Collins  
Video Assistant Coach: Dan Singleton  
Development Coaches: Gregory Campbell, Jarkko Ruutu (Europe)  
Assistant Development Coach & Team Ambassador: Jared Boll  
Goaltending Development Coaches: Jim Corsi, Niklas Backstrom (Europe)  
Skating Consultant: Lee Harris

### CORPORATE DEVELOPMENT & PREMIUM SEATING

Director of Corporate Partnerships: Ryan O'Connor  
Director of Premium Relationship Sales: Jeff Kauzlarich  
Senior Corporate Partner Development Managers: Justin Baldinger, Zach Galkin  
Corporate Partner Development Manager: Leah Cover  
Partnership Activation Manager: Samantha Hagan  
Premium Experience Manager: Susan Gates  
Partnership Activation Specialists: Scott Ball, Zoe Bodart,  
Richard Grimshaw, Victoria King  
Senior Premium Event Specialist: Grant Jamieson  
Premium Relationship Executive: Anthony Econ  
Premium Experience Specialist: Kayla Constantino

### COMMUNICATIONS & TEAM SERVICES

Manager of Communications: Glenn Odebralski  
Manager of Team Services: Julie Gamble

### COMMUNITY RELATIONS

Executive Director, CBJ Foundation: Katie Matney  
Director of Fan Development & Community Programs: Andee Boiman  
CBJ Foundation Manager: Meredith Bush  
Grassroots Hockey Manager: Jason Zumpano  
Mascot Services Coordinator: Andrew Appelhans  
Community Development Coordinator: Ivy Johnson  
Fan Development Coordinator: Joe Renza

### GAME OPERATIONS & EVENT PRESENTATION

Executive Producer &  
Senior Director of Event Presentation: Derek Dawley  
Manager of Event Presentation: Jason Abbadie  
Senior Editor/Producer: David Traube  
Production Manager: Andy Hookman  
Broadcast Engineer: Rick Shepherd  
Producer/Videographer: Donny DiCaprio

### MARKETING & FAN DEVELOPMENT

Director of Marketing: Jim Riley  
Marketing Manager: Ben Harrison  
Manager of Advertising & Creative Services: Jack Lyttle  
Senior Graphic Designer: Jason Duignan  
Graphic Designers: Patrick Cantwell, Andrew Dennis

### DIGITAL MARKETING & MEDIA

Director of Digital Media: TJ Ansey  
Director of Business Strategy: Jeff Eldersveld  
BlueJackets.com Reporter: Jeff Svoboda  
Analyst, Business: Charlie Jacobs  
Digital & Social Media Coordinators: Anthony Allocco, Joseph Sykes  
Marketing Automation Coordinator: Kelly Aughinbaugh

### HUMAN RESOURCES & LEGAL

Senior Director, Human Resources: Becky Magaw  
Director, Legal Affairs: Pete Lovins  
Human Resources Generalist: Brittany Cline  
Payroll & Benefits Administrator: Shaun Skaggs  
Human Resources Coordinator: Brooklyn Stinson-Hill  
Office Manager & Administrative Assistant: Heidi Gibbs  
Legal Fellow: Katie Leach

### FINANCE & INFORMATION TECHNOLOGY

Director of Finance/Controller: Joe Rudolf  
Director of Information Technology: Jim Connolly  
Accounting Manager: Zachary Kramer  
Staff Accountant: Andrew Muse  
Accounts Payable Coordinator: Heather Benintendi  
Systems Analyst: Matthew DeStephen  
Technical Support Specialist: Brad Zarnoch

### TICKET SALES & OPERATIONS

Senior Director of Ticket Operations: Mark Metz  
Director of New Business Development: Jeff Lesko  
Director of Group Sales: Dani Nell  
Director of Service and Retention: Don Sheldon  
Senior Ticket Operations Manager: Kevin O'Malley  
Manager of New Business Development: Nate Bell  
Ticket Operations Coordinator: Wyatt Bamfield  
Ticket Sales & Service Coordinator: Sarah Page  
Group Sales Coordinator: Madison White  
Ticket Sales Account Executives: John Burns,  
Noah Lachance, Noah Skladan  
Senior Ticket Account Specialist/Club Seating: Cody Craig, Amanda Crandell  
Season Ticket Account Specialists: Brittany Andrews,  
Jared Crockett, Brett Dymek, Evan Myers, Shawn Parsons  
Group Event Specialists: Mike Barbieri, Alexa Edwards,  
Mark Kijowski,  
Sarah Sculley, Steven Wilhelm  
Ticket Operations Specialist: Matthew Kill  
Partial Plan Account Specialists: Taylor Kinley, Derek Leto  
Ticket Sales Consultants: Casey Calhoun, Greg Dick, Matthew Fujita,  
Maddie Goetz, Kevin Hayes, Burgandy Hollingshead,  
Jacob Lambert, Ashton Linson,  
Logan Myers, Zackary Stauffer, Adam Titanic

### BROADCASTING

Director of Broadcasting: Russ Mollohan  
Television Play-By-Play Announcer: Jeff Rimer  
Television Color Analyst & Team Ambassador: Jody Shelley  
Radio Play-By-Play Announcer: Bob McElligott  
TV Hosts/Reporter: Brian Giesenschlag, Jean-Luc Grand-Pierre/Dave Maelzold

### NATIONWIDE ARENA MANAGEMENT

General Manager: Mike Gatto  
Associate General Manager: Derek Smith  
Associate General Manager, Ticketing & Administration: Cait Schumann  
Assistant General Manager, Operations: Mark Greiner  
Director, Arena Operations: Nicholas Wacławski  
Director, Event Production: Matt Berens  
Director, Event Services: Michael Hunter  
Administrative Director: Jessica Fortin  
Box Office Manager: Dennis Novak  
Event Services Manager: Elizabeth Fisher  
Event Manager: Meagan Yanczura  
Event Services Coordinator: Mackenzie Williams  
Ice Technician: Ian Huffman  
Operations Supervisor: Zach Evans  
Housekeeping Supervisors: J.R. James (Lead Supervisor), Roger Penick, Jr.  
General Operations Supervisor: David Garrity  
Maintenance: Jerome Cunningham, Paul Van Culin, Jacob Winner  
Engineers: Joshua Fox, Kevin Herron (chief), Mike Perakis, Doug Van Culin  
Painters: Keven Jones, Anthony Kincaid  
HVAC Technician: Frank Golisano  
A/V Engineer: Matthew Blackcloud  
Electrical/AV Assistant: Jay Robison  
Housekeeping Assistant: Christopher Brown  
Security: Sal Dell'Ano, Suzetta Donaldson, David Engle, Kyle Hinks, Robert Kinard,  
Jennifer Lattazio, Timothy Prushing, Shelley Richison, Justin Roberts, Matt Walker  
Administrative Assistant: Amanda Johnson



# HOCKEY OPERATIONS



## JARMO KEKALAINEN

*General Manager and Alternate Governor*

Jarmo Kekalainen was named the third general manager in Columbus Blue Jackets history on February 13, 2013. Since his arrival, the Blue Jackets have enjoyed the best on-ice stretch in club history, posting their four winningest seasons based on points percentage over the past four campaigns: 2016-17 (50-24-

8, 108 pts., .659), 2018-19 (47-31-4, 98 pts., .598), 2017-18 (45-30-7, 97 pts., .591) and 2019-20 (33-22-15, 81 pts., .579).

Columbus has also registered 42-plus wins in five of the past six full campaigns and earned five postseason berths during his tenure. The Blue Jackets are one of six teams to qualify for the postseason in each of the past four seasons.

The first European-born general manager in NHL history, he served as assistant general manager for Finland's World Cup of Hockey 2016 team and at the 2014 Olympic Games in Sochi, Russia, where the squad won the bronze medal. He arrived in Columbus after a stint as the president and general manager of Jokerit in the Finnish Elite League from 2010-13.

Kekalainen spent eight seasons with the St. Louis Blues from 2002-10. He joined the club as director of amateur scouting and was named assistant general manager and director of amateur scouting in 2005. In that role, he was involved in all facets of hockey operations, including professional scouting efforts and overseeing the club's amateur scouting and draft preparations. During his eight years in St. Louis, the Blues drafted players such as David Backes, Roman Polak, David Perron, T.J. Oshie, Patrik Berglund and Alex Pietrangelo.

Kekalainen was a member of the Ottawa Senators organization from 1995-2002, serving as director of player personnel for three years and also overseeing the amateur draft and the club's scouting efforts in Europe. While working with the Senators, he also served as general manager of IFK Helsinki in the Finnish Elite League from 1995 to 1999 and led the club to the league championship in 1998.

As a player, he appeared in 55 career NHL games with the Senators and Boston Bruins during a six-year career. A left wing, he scored five goals and added eight assists for 13 points with 28 penalty minutes, including a career-high 1-5-6 and 14 penalty minutes in 28 games with the Senators during the 1993-94 season. He also played in the American Hockey League and his native Finland before wrapping up his playing career with Vasteras IK in the Swedish Elite League in 1994-95.

Before signing with the Bruins, Kekalainen played two seasons at Clarkson University from 1987-89. He was named to the Eastern Collegiate Athletic Conference First All-Star Team after tallying 19-25-44 and 47 penalty minutes in 31 games during the 1988-89 season. He also represented Finland at the 1986 World Junior Championships and the 1991 Canada Cup Tournament.

Kekalainen was born on July 3, 1966 in Tampere, Finland. He has a bachelor's degree in management from Clarkson University and a master's in business marketing from the University of Tampere.

He and his wife, Tiina, are the parents of daughters, Emilia and Sofia.





## BILL ZITO

*Senior VP of Hockey Operations, Associate General Manager and Alternate Governor*

Bill Zito joined the club in August 2013 as assistant general manager and was promoted to associate general manager in September 2018. He was named the team's senior vice president of hockey operations, associate general manager and alternate governor on June 13, 2019.

Since joining the Blue Jackets, he has been an integral part of the club's management team in the areas of contract negotiations, scouting and player evaluation, salary cap management and budgeting. He also served as general manager of the Cleveland Monsters, Columbus' American Hockey League affiliate, from 2015-19. The Monsters became the first Blue Jackets affiliate in franchise history to win a Calder Cup championship in 2016.

Zito served as the general manager of the United States Men's National Team that captured bronze at the 2018 IIHF World Championships in Denmark and was a member of the management team for the Team USA squad that won a bronze medal at the 2015 IIHF World Championships.

Zito joined the Blue Jackets after using scouting as a platform to build Acme World Sports into one of the top hockey agencies in the business. In

2013, Forbes ranked Acme as the eighth-most valuable hockey agency in the world with almost \$200 million in contracts under management. In 2007, The Hockey News lauded Zito in their "genius" issue for his scouting prowess, noting his ability to uncover late-round or undrafted, lesser-known players as well as the top picks.

As the agency's founder and president, he represented players such as Vezina Trophy and Conn Smythe Trophy winner Tim Thomas, Vezina Trophy winner Tuukka Rask, Vezina Trophy finalist Antti Niemi and All-Stars Kimmo Timonen and Brian Rafalski.

He is a graduate of Yale University, where he played varsity hockey from 1984-87. After a one-year stint playing hockey in Europe, Zito attended law school at the University of Wisconsin and during that time served as an assistant coach for the Badgers hockey team. Upon earning his law degree, he practiced appellate litigation and sports law in Chicago before founding Acme in 1995.

Zito was born on September 16, 1964 in Pittsburgh, Pennsylvania. He and his wife, Julie, are the parents of twin daughters, Gigi and Frankie, and son, Billy.



## BASIL MCRAE

*Assistant General Manager*

Basil McRae was named assistant general manager for the Columbus Blue Jackets on June 13, 2019 after serving the previous three seasons as director of player personnel. He also was a scout for the club in 2013-14.

McRae, who has been a part owner of the Ontario Hockey League's London Knights since 2000, also spent two years as alternate governor and general manager of the OHL club from 2014-16. London captured OHL and Memorial Cup championships in 2016. Prior to his original stint in Columbus, McRae served

as a scout for the St. Louis Blues for five seasons.

In addition to two decades of scouting experience, McRae played 16 seasons in the NHL between 1981-96, registering 53 goals and 83 assists for 136 points with 2,453 penalty minutes in 576 games with the Quebec Nordiques, Toronto Maple Leafs, Detroit Red Wings, Minnesota North Stars, Tampa Bay Lightning, St. Louis Blues and Chicago Blackhawks.

The Beaverton, Ontario native was a fifth round pick of Quebec in the 1980 NHL Draft. He and his wife, Jill, are the parents of son, Philip, and daughters, Alexandra and Abigail.



## JOSH FLYNN

*Assistant General Manager*

Josh Flynn was named assistant general manager for the Blue Jackets on June 13, 2019 after previously serving as the director of hockey administration. He is responsible for assisting in all facets of the hockey operations department, including salary cap management, contract negotiations and research, salary arbitration,

statistical research and strategic planning, and is the club's liaison to the National Hockey League on matters pertaining to the NHL-NHLPA collective bargaining agreement.

Flynn joined the Blue Jackets hockey operations department in June 2008 after spending the previous two seasons with KO Sports Agency in Denver, Colorado, where he worked on contract negotiations for several NHL players represented by the agency.

Flynn was born on December 8, 1982 in Toronto, Ontario. He received a bachelor's degree in political science from the University of Toronto in 2004 and earned his Juris Doctorate from the Sturm College of Law at the University of Denver in 2007.

He and his wife, Jen, reside in Upper Arlington with her daughter, Parker.



# HOCKEY OPERATIONS



## CHRIS CLARK

*Director of Player Personnel and General Manager of the Cleveland Monsters*

Chris Clark was promoted to director of player personnel of the Columbus Blue Jackets on June 13, 2019 after spending the previous seven seasons with the club as a development coach and most recently its director of player development.

While continuing to be involved with the development of players throughout the organization, he has an active role in evaluating personnel at the NHL level and also serves as the general manager of the Cleveland Monsters, the club's American Hockey League affiliate.

A native of South Windsor, Connecticut, Clark registered 103-111-214 and 700 penalty minutes in 607 career NHL games with the Blue Jackets, Washington Capitals and Calgary Flames, including 8-12-20 and 59 penalty minutes in 89 games with Columbus from 2009-11. He spent four-plus seasons with the Capitals, tallying 60-63-123 and 278 penalty minutes in 240 games with the club and served as captain from 2006-09.

Calgary's third pick, 77th overall, in the 1994 NHL Draft, Clark earned All-ECAC honors during four seasons at Clarkson University from 1994-98. He then spent six seasons in the Flames organization from 1998-04, and helped the club reach the 2004 Stanley Cup Final.



## NELSON AYOTTE

*Director of High Performance*

Nelson Ayotte joined the Columbus Blue Jackets in July 2016 as high performance consultant and now serves as the club's director of high performance.

Ayotte joined the Blue Jackets after spending the previous 11 seasons with the St. Louis Blues as their strength and conditioning coach. He is recognized as one of the top sports performance training coaches in the world and has a level five rating with the National Canadian Coaching Program, which is its highest rating.

Ayotte was chosen as Canadian coach of the year in 1998 and Quebec

coach of the year in 1998, 1999 and 2000. He also won the Canadian Military Land Forces Coach of the Year in 2002. Ayotte has coached with Canadian National teams, US Olympic track and field, and worked with several professional athletes in the NHL, NFL, MLB, NBA and PGA. He has lectured on training methodology across North and South America and also in Europe.

Ayotte is an innovator of sports training and holistic physical fitness with several supplement products and training systems to his credit. He graduated from the International Coaching School of the University of Victoria B.C and is a Master-course conductor of the National Coaching Institute of Montreal, Quebec.

He and his wife, Esther, have two sons, Jeremy and Nicolas.



## RICK NASH

*Special Assistant to the General Manager*

Rick Nash was named special assistant to the general manager of the Columbus Blue Jackets on June 13, 2019 and assists the hockey operations department in a variety of areas, including player evaluations, player recruitment and prospect development. The former Blue Jackets captain announced his retirement as a player following a 15-year career in January 2019.

Nash spent his first nine NHL seasons with the Blue Jackets after the club selected him with the first overall pick at the 2002 NHL Draft and served as the club's captain from 2008-12. He is the franchise's all-time leader in games played, goals, assists and points as he registered 289-258-547 and 568 penalty minutes in 674 games from 2002-12. In 1,060 career NHL

games, the Brampton, Ontario native tallied 437-368-805 and 750 penalty minutes with the Blue Jackets, New York Rangers and Boston Bruins.

Nash was a finalist for the Calder Memorial Trophy as the NHL's top rookie and an All-Rookie Team selection in 2002-03. He won the Maurice "Rocket" Richard Trophy as the NHL's top goal scorer in 2003-04 when he notched 41-16-57 in 80 games and received the NHL Foundation Player Award in 2008-09 for his contributions off the ice and in the community. He appeared in five All-Star Games as a Blue Jacket (2004, 2007, 2008, 2009, 2011) and one as a Ranger (2015), and represented Canada at three Olympic Games (2006, 2010-gold and 2014-gold), four IIHF World Championships (2005-silver, 2007-gold, 2008-silver, 2011) and one IIHF World Junior Championship (2002-silver).

He and his wife, Jessica, are the parents of sons, McLaren and Finn; and daughter, Ellie. The family resides in Upper Arlington.





## JOHN TORTORELLA

Head Coach

John Tortorella was named head coach of the Columbus Blue Jackets on October 21, 2015. He is the winningest coach in franchise history with a 209-140-42 record (.588) in 391 games and has led the Blue Jackets to four-straight postseason appearances (2017-20) for the first time in the club's 19 seasons.

Tortorella won his second Jack Adams Award as the NHL's Coach of the Year after he led Columbus to the best season in franchise history with a 50-24-8 record and 108 points in 2016-17. The club finished with the fourth-best record in the NHL and reached the Stanley Cup Playoffs for the third time in franchise history.

The Boston native has compiled a 655-515-157 record (.553 points percentage) in 1,327 games during his NHL coaching career with the Tampa Bay Lightning, New York Rangers, Vancouver Canucks and Blue Jackets. His teams have qualified for the Stanley Cup Playoffs 11 times and he led the Lightning to the 2004 Stanley Cup championship and the Rangers to the 2012 Eastern Conference Final.

He ranks first all-time among U.S.-born coaches in NHL wins and on January 10, 2019 became the 19th coach in NHL history (sixth active) to post 600 career victories when Columbus earned a 4-3 overtime win vs. Nashville.

Tortorella became a full-time head coach in the NHL with Tampa Bay during the 2000-01 season and compiled a 239-222-74 record in 535 games during six-plus seasons with the club. He led the Lightning to Southeast Division titles in 2002-03 and 2003-04. In the latter campaign, he won the Jack Adams Award as the club went 46-22-14 (106 points) and won the Stanley Cup.

He joined the Rangers in February 2009 and posted a 171-118-30 record in 319 games, including a four-game stint as interim coach during the 1999-00 season. He led New York to the playoffs on four occasions and ranks fifth on the club's all-time wins list and is sixth in games coached. In 2011-12, he guided the Rangers to the third-best regular season in franchise history with a 51-24-7 mark (109 points) and a spot in the Eastern Conference Final. He

joined the Canucks prior to the 2013-14 campaign and guided the club to a 36-35-11 mark.

Internationally, Tortorella served as head coach for Team USA at the World Cup of Hockey 2016 and was an assistant coach with Team USA at the 2010 Olympic Games, helping the club capture a silver medal. He also served as head coach at the 2008 World Championships and was an assistant coach for Team USA at the 2005 World Championships.

He began his coaching career in 1986-87 with the Virginia Lancers of the Atlantic Coast Hockey League, leading the club to a championship and winning Coach of the Year honors in back-to-back seasons in 1986-87 and 1987-88. He returned to coaching with the American Hockey League's Rochester Americans from 1995-97 and won the 1996 Calder Cup championship in his first season. He went on to serve as an assistant coach with the Buffalo Sabres, Phoenix Coyotes and Rangers.

As a player, Tortorella was a member of the Salem State College team before transferring to the University of Maine, where he spent three seasons. During the 1981-82 season, Tortorella played for Kristianstads IK in Sweden before returning to play in the ACHL with the Hampton Roads Gulls, Erie Golden Blades and Virginia Lancers.

Tortorella was born on June 24, 1958. He and his wife, Christine, are the parents of daughter, Brittany, and son, Dominick. Actively involved in the community, Tortorella and his family support numerous causes through The John and Christine Tortorella Family Foundation. Animal rescue and fundraising for local shelters is a passion for the Tortorella family.



### CAREER RECORD

### REGULAR SEASON

### PLAYOFFS

Year	Team	League	GP	W	L	OT	Pts.	Pct.	Results
1986-87	Virginia	ACHL	58	36	19	3	75	.647	Won ACHL Championship
1987-88	Virginia	AAHL	43	37	5	1	75	.872	Lost in League Final
1995-96	Rochester	AHL	80	37	34	9	83	.519	Won Calder Cup
1996-97	Rochester	AHL	80	40	30	10	90	.563	Lost in Second Round
1999-00	NY Rangers	NHL	4	0	3	1	1	.125	Did not qualify
2000-01	Tampa Bay	NHL	43	12	27	4	28	.326	Did not qualify
2001-02	Tampa Bay	NHL	82	27	40	15	69	.421	Did not qualify
2002-03	Tampa Bay	NHL	82	36	25	21	93	.567	Lost in East Conf. Semifinals
2003-04	Tampa Bay	NHL	82	46	22	14	106	.646	Won Stanley Cup
2005-06	Tampa Bay	NHL	82	43	33	6	92	.561	Lost in East Conf. Quarterfinals
2006-07	Tampa Bay	NHL	82	44	33	5	93	.567	Lost in East Conf. Quarterfinals
2007-08	Tampa Bay	NHL	82	31	42	9	71	.433	Did not qualify
2008-09	NY Rangers	NHL	21	12	7	2	26	.619	Lost in East Conf. Quarterfinals
2009-10	NY Rangers	NHL	82	38	33	11	87	.530	Did not qualify
2010-11	NY Rangers	NHL	82	44	33	5	93	.567	Lost in East Conf. Quarterfinals
2011-12	NY Rangers	NHL	82	51	24	7	109	.665	Lost in East Conf. Finals
2012-13	NY Rangers	NHL	48	26	18	4	56	.583	Lost in East Conf. Semifinals
2013-14	Vancouver	NHL	82	36	35	11	83	.506	Did not qualify
2015-16	Columbus	NHL	75	34	33	8	76	.507	Did not qualify
2016-17	Columbus	NHL	82	50	24	8	108	.659	Lost in East Conf. Quarterfinals
2017-18	Columbus	NHL	82	45	30	7	97	.591	Lost in East Conf. Quarterfinals
2018-19	Columbus	NHL	82	47	31	4	98	.598	Lost in East Conf. Semifinals
2019-20	Columbus	NHL	70	33	22	15	81	.579	
<b>CBJ Totals</b>			<b>391</b>	<b>209</b>	<b>140</b>	<b>42</b>	<b>460</b>	<b>.588</b>	
<b>NHL Totals</b>			<b>1,327</b>	<b>655</b>	<b>515</b>	<b>157</b>	<b>1,467</b>	<b>.553</b>	
<b>AHL Totals</b>			<b>160</b>	<b>77</b>	<b>64</b>	<b>19</b>	<b>173</b>	<b>.541</b>	



# COACHING STAFF



## BRAD LARSEN

*Assistant Coach*

Brad Larsen joined the Columbus Blue Jackets as an assistant coach on June 16, 2014 after spending two seasons as head coach of the Springfield Falcons, the club's American Hockey League affiliate at the time.

Originally hired by the Falcons as an assistant coach prior to the 2010-11 season, Larsen was promoted to head coach on May 21, 2012 and guided the club to a 92-45-15 record and a pair of Northeast Division titles in his two campaigns behind the bench. In his first year, he led Springfield to a 45-22-9 record (99 pts.), which

represented a 21-point improvement over the previous season. The Falcons posted the first 100-point campaign in franchise history in 2013-14, finishing with the AHL's third-best record at 47-23-6 (100 pts.).

Larsen enjoyed a 13-year playing career that saw him register 19 goals and 29 assists for 48 points and 134 penalty minutes in 294 NHL games with the Colorado Avalanche and Atlanta Thrashers. He also appeared in 384 career AHL contests before retiring at the end of the 2009-10 season.

Larsen was born on June 28, 1977 in Nakusp, British Columbia. He and his wife, Hannah, are the parents of a son, Ty, and daughter, Faith. The family resides in suburban Columbus.



## BRAD SHAW

*Assistant Coach*

Brad Shaw was named assistant coach of the Columbus Blue Jackets on June 17, 2016, joining the club after spending the previous 10 years with the St. Louis Blues. He served as an assistant coach from 2006-12 and associate coach from 2012-16. During his tenure in St. Louis, he helped the club to six appearances in

the Stanley Cup Playoffs in his final eight seasons, including each of the final five, and a berth in the Western Conference Final in 2015-16.

Shaw joined the Blues after serving as an assistant coach and interim head coach with the New York Islanders in 2005-06. He spent the previous three seasons as head coach of the Cincinnati Mighty Ducks, Anaheim's American Hockey League affiliate, leading the club to a pair of appearances in the Calder Cup Playoffs and a 44-31-4-1 record in 2004-05. He also served as an

assistant coach with the Tampa Bay Lightning (1999-00), head coach of the International Hockey League's Detroit Vipers (2000-01) and assistant coach with the AHL's Springfield Falcons (2001-02).

A defenseman, Shaw played 15 seasons in the NHL, IHL and AHL from 1984-99. Selected by the Detroit Red Wings in the fifth round, 86th overall, at the 1982 NHL Draft, he made his NHL debut in 1985-86 with the Hartford Whalers and went on to appear in 377 career games, registering 22 goals and 137 assists for 159 points and 208 penalty minutes with the Whalers, Ottawa Senators, Washington Capitals and Blues. He was named to the NHL All-Rookie Team with Hartford in 1989-90. During that time, he also spent two seasons as a player-assistant coach with the Detroit Vipers from 1995-97 and helped the club win the IHL's Turner Cup championship in 1996-97.

Shaw was born on April 28, 1964 in Cambridge, Ontario. He and his wife, Mary, are the parents of three children, Taylore, Brady, and Caroline.



## KENNY McCUDDEN

*Assistant Coach*

Kenny McCudden joined the Columbus Blue Jackets coaching staff in June 2015 after spending 16 seasons as the skating and skills coach of the American Hockey League's Chicago Wolves.


McCudden originally joined the Wolves in 1994, spent three seasons with the club from 1994-97 and then returned prior to the 2002-03 season. He was a part of teams that qualified for the former International Hockey League Turner Cup Playoffs three times and the American Hockey League Calder Cup Playoffs on eight occasions. He helped the Wolves advance to the 2005 Calder Cup Final and capture the Calder Cup championship in 2008.

McCudden has worked with numerous NHL players and instructed at prospect camps for the Colorado Avalanche, St. Louis Blues and Atlanta

Thrashers, as well as the Ontario Hockey League's Sudbury Wolves and the Ontario Hockey Association. He was the skating and skills coach for the United States Women's National Team from 2011-14. His stint with Team USA included serving as a scout for the silver medal-winning squad at the 2014 Winter Olympics in Sochi, Russia.

The Chicago native was born on August 6, 1961. He has worked with thousands of youth and amateur players in the Chicago-area as operator and owner of Ice Company Hockey Schools since 1990. He began his career with the Chicago Blackhawks in 1979 as a 17-year-old stick boy and was the team's assistant equipment manager when he left the organization in 1985.

McCudden and his wife, Cathy, reside in Columbus.



## PAUL MacLEAN

*Assistant Coach / Special Teams*

Paul MacLean joined the Columbus Blue Jackets as an assistant coach/special teams in November 2019, bringing nearly four decades of experience as a player and coach to the organization.

MacLean served three-plus seasons as the head coach of the Ottawa Senators from 2011-

14, compiling a 114-90-35 record and leading the club to a pair of appearances in the Stanley Cup Playoffs. He won the Jack Adams Award as the NHL Coach of the Year in 2012-13 and was also a finalist for the award in 2011-12. He also spent 11 seasons as an assistant coach with the Phoenix Coyotes (1996-97), Anaheim Ducks (2002-04, 2015-17) and Detroit Red Wings (2005-11). During that span, he was a part of teams that qualified for the playoffs 10 times, made three appearances in the Stanley Cup Finals (Anaheim-2003; Detroit-2008, 2009) and won a Stanley Cup (Detroit-2008).

MacLean was born in Grostenquin, France and raised in Antigonish, Nova Scotia. A seventh-round pick of the St. Louis Blues, he appeared in 719 career NHL games with the Blues, Winnipeg Jets and Red Wings between 1980-91. He registered 324 goals and 349 assists for 673 points with 968 penalty minutes and compiled three 40-goal and five 30-goal seasons. He tallied a career-high 41-60-101 in 79 games with the Jets in 1984-85 and played in the All-Star Game that season. He also collected 21-14-35 and 110 penalty minutes in 53 career playoff games.

After retiring as a player in 1991, he began his coaching career as the head coach of the International Hockey League's Peoria Rivermen from 1993-96. He also served as head coach of the IHL's Kansas City Blades from 1997-2000 and United Hockey League's Quad City Mallards from 2000-02.



## MANNY LEGACE

*Goaltending Coach*

Manny Legace joined the Blue Jackets on July 5, 2018 after spending five seasons as the goaltending coach for the club's American Hockey League affiliates, the Cleveland Monsters and Springfield Falcons.

Legace, who was the Hartford Whalers' eighth round pick, 188th overall, at the 1993

NHL Draft, enjoyed an 18-year playing career that included 11 NHL seasons in which he compiled a 187-99-41 record with a 2.41 goals-against average (GAA), .912 save percentage (SV%) and 24 shutouts (SO) in 365 games with the Los Angeles Kings, Detroit Red Wings, St. Louis Blues and Carolina Hurricanes. He was a member of Detroit's 2002 Stanley Cup championship

squad and represented St. Louis at the 2008 NHL All-Star Game.

The Toronto, Ontario native helped Canada win a silver medal at the 1994 Winter Olympic Games a year after being named the top goaltender and winning a gold medal at the 1993 IIHF World Junior Championships. He was an AHL All-Star and earned the Baz Bastien Award as the AHL's Top Goaltender in 1995-96 and was an Ontario Hockey League All-Star and the league's Goaltender of the Year with the Niagara Falls Thunder in 1992-93.

In addition to working with goaltenders in the Blue Jackets organization for several years, Legace has extensive teaching and coaching experience. He opened his first hockey school in 1996, served as goaltending coach for USHL's Muskegon Lumberjacks and has operated Legace Hockey Academy in southeast Michigan since 2012.



## KEVIN COLLINS

*Strength and Conditioning Coach*

Kevin Collins was named strength and conditioning coach for the Columbus Blue Jackets on June 29, 2010.

Collins joined the Blue Jackets after spending the previous five seasons with the Buffalo Sabres organization as strength and conditioning/video coach. He spent two seasons with the Portland

Pirates (2008-10) and the previous three with the Rochester Americans (2005-08), the Sabres' American Hockey League affiliates. He started his career

as an intern for Sabres Strength and Conditioning Coach Doug McKenney in 2004-05.

A Detroit, Michigan native, Collins played four years of collegiate hockey at SUNY Brockport, where he graduated with degrees in Exercise Physiology and Business Management. He is certified through National Strength and Conditioning Association (NSCA) as a certified strength and conditioning specialist.

Collins was born April 11, 1982. He and his wife, Amanda, are the parents of daughters, Audrey and Karli, and reside in Blacklick.



# COACHING STAFF



## DAN SINGLETON

*Video Assistant Coach*

Dan Singleton joined the Blue Jackets in September 2000 as video coordinator. He was named video assistant coach in June 2011. He came to Columbus after spending the previous six years as the video coordinator for the Michigan State University hockey team. He

also served as a video coach for Team USA's Men's Ice Hockey Team that earned a bronze medal at the 2015 IIHF World Championships in Prague, Czech Republic.

Born in Boulder, Colorado, he grew up in Ottawa, Ontario and attended McGill University in Montreal, earning a bachelor's degree in physical education in 1994. He then went to Michigan State, where he earned a master's degree in sports psychology in 1998.



## JARED BOLL

*Assistant Development Coach*

Veteran Blue Jackets forward Jared Boll rejoined the organization as an assistant development coach prior to the 2018-19 season.

Boll, who spent two seasons with the Anaheim Ducks from 2016-18, retired following the 2017-18 campaign having registered 28 goals and 38 assists for 66 points with 1,298

penalty minutes in 579 games during his 11-year NHL career. The 33-year-old spent nine seasons in Columbus, tallying 27-35-62 and 1,195 penalty minutes in 518 games from 2007-16. He is the club's all-time leader in penalty minutes and ranks fourth in games played.

Born in Charlotte, North Carolina and raised in Crystal Lake, Illinois, Boll was selected by the Blue Jackets in the fourth round, 101st overall, at the 2005 NHL Draft. After spending two seasons with the Ontario Hockey League's Plymouth Whalers from 2005-07, he made his NHL debut the following season and notched 5-5-10 and a career-high 226 penalty minutes in 75 games with the Jackets. He set a career high in points with 4-10-14 in 75 games in 2008-09 and scored a career-best seven goals and added five assists for 12 points in 73 contests in 2010-11.

Boll and his wife, Lauren, are the parents of a daughter, Annie. The family resides in Dublin.



**GREGORY CAMPBELL**  
DEVELOPMENT COACH



**JARKKO RUUTU**  
EUROPEAN DEVELOPMENT  
COACH



**JIM CORSI**  
GOALTENDING  
DEVELOPMENT COACH



**NIKLAS BACKSTROM**  
EUROPEAN GOALTENDING  
COACH

## TEAM NOTES

**COLUMBUS BLUE JACKETS COMPLETE 19TH NHL SEASON:** The 2019-20 National Hockey League season was paused on March 12 due to the COVID-19 pandemic and the regular season was declared complete through games played on March 12. The Columbus Blue Jackets completed their 19th NHL season with a 33-22-15 record (81 pts./579 Pct.). Based on points percentage, the club finished sixth in the Metropolitan Division, ninth in the Eastern Conference and 14th overall in the NHL... The 2019-20 season represented the fourth-best by points percentage in club history, trailing 2016-17 (50-24-8, 108 pts./659), 2018-19 (47-31-4, 98 pts./598) and 2017-18 (45-30-7, 97 pts./591)... Columbus had a season-best six-game winning streak from Jan. 11-22 (at VGK, BOS, CAR, NJD, at NYR, WPG), which was part of a 10-game regulation unbeaten streak (9-0-1) from Jan. 11-Feb. 7... The Blue Jackets won five consecutive games from Dec. 16-23 (WSH, at DET, LAK, NJD, at NYI), which was part of a season-best 12-game regulation unbeaten streak (8-0-4) from Dec. 9-Jan. 2... The club's record of 33-22-15 (81 pts.) through 70 games was tied for the second-best in club history through 70 contests.

**BLUE JACKETS MAKE FOURTH-STRAIGHT POSTSEASON APPEARANCE:** For the first time in franchise history, the Blue Jackets have earned a trip to the postseason to compete for the Stanley Cup in four consecutive seasons... Columbus is one of just six teams to earn a postseason berth in each of the past four seasons (PIT-14, WSH-6, NSH-6, TOR-4, BOS-4)... This year marks the sixth time in club history, and fifth in the past seven seasons, that the franchise will compete for the Stanley Cup.

**COLUMBUS AMONG NHL'S WINNINGEST CLUBS SINCE 2012:** Columbus has gone 318-231-61 since 2012, ranking 11th-T in the NHL in wins over the past seven seasons (Nashville)... The Blue Jackets have seven winning seasons in their past eight compared to one in their first 11 campaigns... Only seven teams have more wins since 2016 than Columbus' 175: Tampa Bay (201), Washington (193), Boston (187), Pittsburgh (181), St. Louis (177), Winnipeg (176) and Nashville (176).

**BLUE JACKETS AT HOME:** The Blue Jackets went 20-12-4 (44 pts./611) at Nationwide Arena this season, scoring 94 goals (2.61 per game) and allowing 82 goals (2.28) in 36 games... The club went 12-4-3 over its final 19 home games between Dec. 16-Mar. 1, including a season-high six consecutive wins from Jan. 14-Feb. 7 (BOS, CAR, NJD, WPG, FLA, DET)... In 19 seasons, Columbus is 379-291-87 in 757 home games.

**COLUMBUS ON THE ROAD:** Columbus went 13-10-11 (37 pts./544) on the road this season, scoring 86 goals (2.53 per game) and allowing 101 goals (2.97) in 34 games... This season marked the seventh in which Columbus posted a .500 or better road record, including sixth in the past seven and each of the past four campaigns... The Jackets earned a point in 18 of their final 22 road games, going 10-4-8 between Dec. 9-Mar. 8, including a nine-game regulation unbeaten streak (6-0-3) from Dec. 9-Jan. 7... The club won a season-best three consecutive road games from Jan. 2-7 (at BOS, at LAK, at ANA)... In 19 NHL seasons, Columbus is 281-381-93 in 755 road games.

**GOALS FOR/GOALS AGAINST: Goals For:** The Blue Jackets scored 180 goals in 70 games (not including SO goals), which was an average of 2.57 goals per game (27th-T, NHL)... The club scored a season-high five goals eight times (Nov. 19 vs. MTL, Nov. 21 vs. DET, Nov. 29 vs. PIT, Dec. 9 at WSH, Dec. 17 at DET, Dec. 21 vs. NJD, Jan. 18 vs. NJD and Mar. 1 vs. VAN), winning each contest in regulation... Columbus went 27-3-6 when scoring at least three goals... **Goals Against:** The Blue Jackets allowed 183 goals in 70 games, averaging 2.61 goals-against per game (3rd-T, NHL)... The club surrendered two goals or fewer in 33-of-70 games (23-4-6), allowing two goals 20 times and one goal six times with seven shutouts... Since Dec. 9 (over the club's final 41 games) Columbus allowed 2.27 goals-against per game (93 goals), which led the NHL.

**ON THE POWER PLAY:** Columbus converted 31-of-189 power play opportunities (16.4 percent), which ranked 27th in the NHL... The club was 18-of-101 at home (17.8 pct./21st, NHL) and 13-of-88 on the road (14.8 pct./26th, NHL)... Columbus scored a power play goal in 25-of-70 games and was 16-7-2 in those contests... D Zach Werenski led the club in PP goals (tied) and points with 5-8-13, while C Pierre-Luc Dubois led in PP assists and was second in PP points with 1-9-10... Rookie F Emil Bemstrom tied for the club lead in PP goals (5-3-8), while C Gus Nyquist added 3-6-9 and D Seth Jones collected 2-7-9.

**PENALTY KILLING:** The Blue Jackets killed off 138-of-169 opponent power plays (81.7 pct.), which ranked 12th in the NHL... The club stopped 79-of-94 attempts at home (84.0 pct./6th-T, NHL) and 59-of-75 attempts on the road (78.7 pct./18th, NHL)... The team posted a 26-10-7 record when not allowing a PP goal and was 7-12-8 when scored on... Columbus killed off 60-of-71 opponent power plays (84.5 pct.) over its final 36 games (since Dec. 19), which was tied for third in the NHL during that span.

**SHORTHANDED SCORING:** The Blue Jackets scored three shorthanded goals, which ranked 29th-T in the NHL... Columbus scored two shorthanded goals at home (22nd-T, NHL) and one shorthanded goal on the road (23rd-T, NHL)... Six different Blue Jackets registered a SH point (C Gus Nyquist, C Riley Nash and D Zach Werenski, 1-0-1; LW Nick Foligno, C Boone Jenner, D Seth Jones, 0-1-1)... The club allowed five shorthanded goals (7th-T, NHL), including three at home (14th-T, NHL) and two on the road (5th-T, NHL).

Date	Opponent	Goal Scorer	Assists	Goalie	Per.	Time	Result
Oct. 11	Anaheim	Jakob Silfverberg	Rakell, Lindholm	Joonas Korpisalo	12:59	2nd	1-2, L
Oct. 21	at Toronto	Riley Nash	Foligno	Frederik Andersen	2:31	1st	4-3, OTW
Oct. 21	at Toronto	Kasperi Kapanen	Warner, Muzzin	Joonas Korpisalo	11:25	1st	4-3, OTW
Oct. 26	at Philadelphia	Kevin Hayes	Unassisted	Joonas Korpisalo	14:24	3rd	4-7, L
Nov. 5	Vegas	Reilly Smith	Karlsson, Holden	Joonas Korpisalo	7:36	2nd	1-2, L

Goals Against in italics



# SEASON NOTES

Date	Opponent	Goal Scorer	Assists	Goalie	Per.	Time	Result
Nov. 21	Detroit	Luke Glendening	Nielsen	Joonas Korpisalo	16:47	2nd	5-4, W
Dec. 21	New Jersey	Zach Werenski (SH)	Jones, Jenner	Empty Net	17:08	3rd	5-1, W
Dec. 21	New Jersey	Gus Nyquist (SH)	Unassisted	Empty Net	18:48	3rd	5-1, W

**IN THE PENALTY BOX:** The Blue Jackets accumulated 74 penalties and 458 penalty minutes in 70 games, averaging 6.54 PIM per game (2nd-fewest in the NHL behind Arizona, 454 PIM/6.49)... The 6.54 PIM per game were the fewest in club history (565/6.89 in 2017-18)... Columbus racked up a season-high 25 penalty minutes on Dec. 16 vs. Washington... Columbus was not penalized in six games (Oct. 19 vs. NYI, Nov. 30 at NYI, Jan. 6 at LAK, Jan. 19 at NYR, Feb. 1 at BUF, Feb. 16 at NJD)... LW Nick Foligno led the club with 62 PIM, while C Pierre-Luc Dubois was second with 49 PIM.

**ATTENDANCE REPORT:** Columbus drew 608,454 fans to 36 home games at Nationwide Arena (18,144), averaging 16,902 per game with 13 sellouts... This season marked the third-straight that club attendance topped 16,000, which is the first time that has occurred since the 2003-04, 2005-06 and 2006-07 campaigns... Despite the cancellation of the final five home games, the club's 13 sellouts is the second-highest total in the past 15 seasons (2018-19: 15)... The club's 16,902 average was its highest season attendance since 2003-04 (17,376)... In 756 regular season games at Nationwide Arena since 2000, the Blue Jackets have averaged 16,003 fans per game (12,098,336 total), which is 88.2 percent of capacity. There have been 211 sellouts.

**CBJ VS. EASTERN/WESTERN CONFERENCE:** The Blue Jackets posted a 23-9-10 record in games played against Eastern Conference opponents... The club was 10-7-5 within the Metropolitan Division and went 13-2-5 vs. the Atlantic Division... In 549 games all-time vs. the Eastern Conference, Columbus is 276-208-65... The Blue Jackets also posted a 10-13-5 mark vs. Western Conference teams, including an 3-5-4 record vs. Central Division clubs and a 7-8-1 mark vs. the Pacific Division.

**BACK-TO-BACKS:** The Blue Jackets played 13 back-to-back sets during the 2019-20 season and posted an overall record of 12-9-5 with a 6-3-4 mark in first games and 6-6-1 in second games... Columbus posted a 10-4-2 mark in its final eight sets of back-to-backs (5-1-2 in first games, 5-3-0 in second games)... The club swept three back-to-backs: Dec. 16 vs. Washington (3-0) and Dec. 17 at Detroit (5-3); Jan. 6 at Los Angeles (4-2) and Jan. 7 at Anaheim (4-3); and Jan. 18 vs. New Jersey (5-0) and Jan. 19 at NY Rangers (2-1).

**MISCELLANEOUS NEWS & NOTES:** The Blue Jackets are 207-14-19 in their last 240 games when taking a lead into the third period, including a 14-2-5 mark in 2019-20... The Jackets averaged 32.5 shots on goal per game (8th, NHL), which ranked second in club history (33.7 in 2017-18), and allowed 29.9 shots-against (7th, NHL)... The club averaged 14.92 blocked shots per game (3rd, NHL; 1,060 total); 20.21 hits (20th, NHL; 1,436 total); 7.94 giveaways (7th-fewest, NHL; 564 total); 6.15 takeaways (28th, NHL; 437 total); and won 48.5 percent of its faceoffs taken (26th, NHL).

**BLUE JACKETS IN OVERTIME:** Columbus went 8-11 in games decided in overtime (8-11-4 including shootouts)... The club was 6-3 at home (6-3-1 including shootouts) and 2-8 on the road (2-8-3 including shootouts)... D Seth Jones led the club in OT scoring with 0-4-4, followed by D Zach Werenski (2-1-3) and C Pierre-Luc Dubois (2-1-3), RW Cam Atkinson (1-1-2), C Gus Nyquist (1-1-2), C Alexandre Texier (1-0-1), F Emil Bemstrom (1-0-1), LW Nick Foligno (0-1-1) and C Boone Jenner (0-1-1).

## Overtime Wins - 8

Date	Opponent	GWG	Assist(s)	Opp. Goaltender	Time	Score
Oct. 7, 2019	Buffalo	Alexandre Texier	Foligno	Linus Ullmark	2:08	4-3, W
Oct. 21, 2019	at Toronto	Gus Nyquist (penalty shot)		Frederik Andersen	1:57	4-3, W
Oct. 24, 2019	Carolina	Cam Atkinson	Dubois, Jones	Petr Mrazek	3:28	4-3, W
Nov. 15, 2019	St. Louis	Zach Werenski (PP)	Jones, Atkinson	Jake Allen	3:34	3-2, W
Dec. 19, 2019	Los Angeles	Pierre-Luc Dubois	Nyquist, Jones	Jack Campbell	1:11	3-2, W
Jan. 2, 2020	at Boston	Pierre-Luc Dubois	Jones	Tuukka Rask	0:52	2-1, W
Feb. 4, 2020	Florida	Zach Werenski	Unassisted	Sergei Bobrovsky	1:54	1-0, W
Feb. 24, 2020	Ottawa	Emil Bemstrom	Werenski, Jenner	Marcus Hogberg	4:35	4-3, W

## Overtime Losses - 11

Date	Opponent	GWG	Assist(s)	CBJ Goaltender	Time	Score
Oct. 18, 2019	at Chicago	Jonathan Toews	Kane	Elvis Merzlikins	0:46	2-3, L
Oct. 19, 2019	NY Islanders	Brock Nelson	Leddy, Beauvillier	Joonas Korpisalo	0:33	2-3, L
Nov. 1, 2019	at St. Louis	David Perron (PP)	Pietrangelo, O'Reilly	Elvis Merzlikins	0:08	3-4, L
Dec. 12, 2019	at Pittsburgh	Bryan Rust (PP)	Letang, Guentzel	Joonas Korpisalo	3:02	0-1, L
Dec. 14, 2019	at Ottawa	Anthony Duclair (PP)	Chabot, Pageau	Joonas Korpisalo	1:56	3-4, L
Dec. 27, 2019	at Washington	T.J. Oshie (PP)	Backstrom, Ovechkin	Joonas Korpisalo	3:13	1-2, L
Feb. 1, 2020	at Buffalo	Jack Eichel	Ristolainen, Reinhart	Matiss Kivlenieks	0:36	1-2, L
Feb. 10, 2020	Tampa Bay	Nikita Kucherov	Hedman, Point	Elvis Merzlikins	0:31	1-2, L
Feb. 13, 2020	at Buffalo	Victor Olofsson	Eichel, Dahlin	Matiss Kivlenieks	2:44	3-4, L
Feb. 20, 2020	Philadelphia	Kevin Hayes	Konecny, Myers	Elvis Merzlikins	3:51	3-4, L
Mar. 4, 2020	at Calgary	TJ Brodie	Monahan, Gaudreau	Joonas Korpisalo	4:49	2-3, L

# SEASON NOTES



## SHOOTOUT REPORT

Columbus went 0-4 in shootouts in 2019-20, converting 4-of-21 attempts (19.1 pct./28th in the NHL) and stopping 12-of-20 (60.0 pct./23rd in the NHL)... The four shootouts were tied for the sixth-fewest in the NHL... The Blue Jackets were 0-1 at home, converting 1-of-3 attempts (33.3 pct.) and stopping 0-of-2 attempts (0.0 pct.)... The Jackets were 0-3 on the road, converting 3-of-18 attempts (16.7 pct.) and stopping 12-of-18 opponent attempts (66.7 pct.).

(*Bold indicates goal; Underline indicates deciding goal*)

Date	Opponent	CBJ Shooters	OPP Shooters	CBJ Goalie	Opp Goalie	Result
Nov. 12, 2019	at Montreal	13, 14, 28	41, <b>92</b> , 21	Elvis Merzlikins	Carey Price	2-3, SOL
Dec. 29, 2019	Chicago	18, <b>14</b> , 24	<b>19</b> , <b>88</b>	Elvis Merzlikins	Robin Lehner	2-3, SOL
Feb. 16, 2020	at New Jersey	14, <b>18</b> , 11, 28, 24, 8, 22	21, 28, <b>97</b> , 86, 37, 13, <b>63</b>	Elvis Merzlikins	Mackenzie Blackwood	3-4, SOL
Feb. 22, 2020	at Nashville	<b>18</b> , 23, 52, <b>14</b> , 24, 11, 38, 20	<b>9</b> , 95, 8, <b>4</b> , 59, 92, 19, <b>23</b>	Elvis Merzlikins	Juuse Saros	3-4, SOL

No.	Player	Rd. 1	Rd. 2	Rd. 3	Rd. 4	Rd. 5	Rd. 6	Rd. 7	Rd. 8	Rd. 9	Total	S Pct.	GWG
18	Pierre-Luc Dubois	1-2	1-1								2-3	0.67	0
14	Gustav Nyquist	0-1	1-2		1-1						2-4	0.50	0
13	Cam Atkinson	0-1									0-1	0.00	0
28	Oliver Bjorkstrand			0-1	0-1						0-2	0.00	0
24	Nathan Gerbe			0-1		0-2					0-3	0.00	0
11	Kevin Stenlund			0-1			0-1				0-2	0.00	0
8	Zach Werenski						0-1				0-1	0.00	0
22	Sonny Milano							0-1			0-1	0.00	0
23	Stefan Matteau		0-1								0-1	0.00	0
52	Emil Bemstrom			0-1							0-1	0.00	0
38	Boone Jenner							0-1			0-1	0.00	0
20	Riley Nash								0-1		0-1	0.00	0

No.	Goalfender	Rd. 1	Rd. 2	Rd. 3	Rd. 4	Rd. 5	Rd. 6	Rd. 7	Rd. 8	Rd. 9	Total	SV Pct.	Rec
90	Elvis Merzlikins	2-3	2-4	2-3	1-2	2-2	2-2	1-2	0-1		12-19	.632	0-4
70	Joonas Korpisalo	0-1									0-1	.000	0-0

## CBJ RECORD WHEN...

Player	Goal	2019-20 SEASON				BLUE JACKETS CAREER			
		Assist	Point	Multi-Point	Goal	Assist	Point	Multi-Point	
Josh Anderson	0-1-0	1-2-0	1-2-0	0-1-0	44-13-2	31-14-1	66-23-3	12-4-0	
Cam Atkinson	7-2-1	7-4-3	10-6-4	5-0-0	112-34-15	112-34-9	188-64-22	66-6-3	
Emil Bemstrom	7-2-1	6-2-1	12-4-2	1-0-0	7-2-1	6-2-1	12-4-2	1-0-0	
Oliver Bjorkstrand	11-2-4	7-2-5	15-4-7	8-1-2	36-16-4	39-13-7	67-28-9	20-4-2	
Marko Danon	0-0-0	0-0-0	0-0-0	0-0-0	4-1-2	9-2-1	10-3-2	4-0-1	
Brandon Dubinsky	0-0-0	0-0-0	0-0-0	0-0-0	48-15-5	90-26-14	117-41-16	39-0-4	
Pierre-Luc Dubois	9-4-3	18-2-5	22-6-7	7-0-2	35-13-7	53-10-10	71-21-14	28-3-6	
Nick Foligno	5-2-1	9-7-4	13-9-4	4-0-1	76-34-5	96-45-16	155-73-18	40-11-5	
Liam Foudy	0-0-0	0-0-1	0-0-1	0-0-0	0-0-0	0-0-1	0-0-1	0-0-0	
Vladislav Gavrikov	4-1-0	8-1-4	12-2-4	0-0-0	4-1-0	8-1-4	12-2-4	0-0-0	
Nathan Gerbe	3-0-1	4-0-2	7-0-3	0-0-0	3-0-1	4-0-2	7-0-3	0-0-0	
Scott Harrington	1-0-0	3-2-2	4-2-2	0-0-0	5-1-0	15-9-2	19-10-2	2-0-0	
Boone Jenner	5-2-3	7-3-1	11-5-4	3-1-0	73-23-6	65-21-10	116-40-16	36-8-1	
Seth Jones	1-4-1	17-4-0	17-8-1	4-0-0	27-11-4	88-28-7	106-38-10	24-7-4	
Joonas Korpisalo	0-0-0	1-0-0	1-0-0	0-0-0	0-0-0	1-0-0	1-0-0	0-0-0	
Dean Kukan	0-1-0	1-3-0	1-4-0	0-0-0	0-1-0	5-5-2	5-6-2	1-0-0	
Jakob Lilja	1-0-1	1-0-2	2-0-3	0-0-0	1-0-1	1-0-2	2-0-3	0-0-0	
Ryan MacInnis	0-0-0	0-0-1	0-0-1	0-0-0	0-0-0	0-0-1	0-0-1	0-0-0	
Stefan Matteau	1-0-1	0-0-1	1-0-2	0-0-0	1-0-1	0-0-1	1-0-2	0-0-0	
Elvis Merzlikins	0-0-0	0-0-0	0-0-0	0-0-0	0-0-0	0-0-0	0-0-0	0-0-0	
Sonny Milano	3-1-1	6-4-2	9-5-3	0-1-0	11-5-2	13-4-4	24-9-6	1-2-0	
Ryan Murray	2-0-0	3-1-1	4-1-1	3-0-0	12-3-0	61-20-2	69-23-2	13-2-0	
Riley Nash	4-0-1	4-1-3	7-1-4	1-1-0	6-0-1	10-3-3	14-3-4	3-1-0	
Markus Nutivaara	1-0-1	2-0-3	3-0-4	0-0-1	10-3-2	25-8-6	35-11-8	3-0-1	
Gustav Nyquist	9-3-1	14-5-5	20-8-6	6-0-0	9-3-1	14-5-5	20-8-6	6-0-0	
Andrew Peeke	0-0-1	1-0-1	1-0-2	0-0-0	0-0-1	1-0-1	1-0-2	0-0-0	
Eric Robinson	5-0-2	2-0-2	7-0-4	0-0-1	5-0-2	2-0-2	7-0-4	0-0-1	
David Savard	0-0-0	8-0-2	8-0-2	1-0-0	26-11-2	72-26-10	92-36-12	13-2-0	
Devin Shore	0-0-1	0-1-0	0-1-1	0-0-0	0-0-1	0-1-0	0-1-1	0-0-0	
Kevin Stenlund	5-0-1	3-0-0	7-0-1	2-0-0	5-0-1	3-0-0	7-0-1	2-0-0	
Alexandre Texier	3-1-1	6-1-0	8-2-1	1-0-1	4-1-1	6-1-0	9-2-1	1-0-1	
Alexander Wennberg	5-0-0	13-1-1	17-1-1	3-0-0	26-8-4	95-29-3	110-36-7	32-4-0	
Zach Werenski	9-5-2	14-3-2	21-8-3	5-1-1	33-15-5	69-20-3	93-31-7	25-6-1	



# SEASON NOTES

## BLUE JACKETS MULTI-POINT GAMES

	Goals			Assists				Points			
	2	3+	Total	2	3	4+	Total	2	3	4+	Total
Josh Anderson	0	0	0	0	0	0	0	1	0	0	1
Cam Atkinson	2	0	2	0	0	0	0	4	1	0	5
Emil Bemstrom *	0	0	0	0	0	0	0	1	0	0	1
Oliver Bjorkstrand	4	0	4	2	0	0	2	11	0	0	11
Pierre-Luc Dubois	2	0	2	2	2	0	4	5	4	0	9
Nick Foligno	2	0	2	1	0	0	1	5	0	0	5
Boone Jenner	1	0	1	2	0	0	2	4	0	0	4
Seth Jones	0	0	0	3	0	0	3	4	0	0	4
Sonny Milano	0	0	0	1	0	0	1	1	0	0	1
Ryan Murray	0	0	0	2	0	0	2	3	0	0	3
Riley Nash	0	0	0	1	0	0	1	2	0	0	2
Markus Nutivaara	0	0	0	1	0	0	1	1	0	0	1
Gustav Nyquist	0	1	1	3	0	0	3	4	2	0	6
Eric Robinson *	0	0	0	1	0	0	1	1	0	0	1
David Savard	0	0	0	1	0	0	1	1	0	0	1
Kevin Stenlund *	0	0	0	1	0	0	1	2	0	0	2
Alexandre Texier *	1	0	1	0	0	0	0	2	0	0	2
Alexander Wennberg	0	0	0	2	0	0	2	3	0	0	3
Zach Werenski	2	1	3	1	0	0	1	6	1	0	7
<b>TOTALS</b>	<b>14</b>	<b>2</b>	<b>16</b>	<b>24</b>	<b>2</b>	<b>0</b>	<b>26</b>	<b>61</b>	<b>8</b>	<b>0</b>	<b>69</b>

## BLUE JACKETS "THREE STARS OF THE GAME" AWARD (1st Star-5 pts.; 2nd Star-3 pts.; 3rd Star-1 pt.)

Player	1st Star	2nd Star	3rd Star	# of Stars	Pts.
Pierre-Luc Dubois	6	3	4	13	43
Zach Werenski	7	2	1	10	42
Oliver Bjorkstrand	5	4	2	11	39
Joonas Korpisalo	4	3	7	14	36
Elvis Merzlikins *	4	3	3	10	32
Nick Foligno	1	3	3	7	17
Seth Jones	1	3	3	7	17
Cam Atkinson	1	3	1	5	15
Gustav Nyquist	2			2	10
Emil Bemstrom *		2	2	4	8
Vladislav Gavrikov *	1	1		2	8
Alexander Wennberg		2	1	3	7
Ryan Murray	1		1	2	6
Alexandre Texier *	1		1	2	6
Boone Jenner		1	2	3	5
Riley Nash		1	1	2	4
Matiss Kivlenieks *		1		1	3
Sonny Milano			2	2	2
Nathan Gerbe			1	1	1
Dean Kukan			1	1	1
Stefan Matteau			1	1	1
Markus Nutivaara			1	1	1
David Savard			1	1	1
Kevin Stenlund *			1	1	1

\* Rookie



## PLAYER NOTES

**WERENSKI CONTINUES TO SHINE ON BLUELINE:** D Zach Werenski set a new single-season franchise record for goals by a defenseman and became the first Blue Jacket to lead all NHL blueliners in goals with 20, tallying 20-21-41, 10 PIM and a +9 plus/minus rating in 63 games this season... Is one of eight current NHL defensemen to have scored 20 goals in a campaign (Brent Burns-3, Shea Weber-3, Oliver Ekman-Larsson-2, Erik Karlsson-2, Mark Giordano, Morgan Rielly, Mike Green) and played in fewer games than any player on the list... Ranks third-T among NHL defensemen in goals and 18th in points with 58-111-169 in 300 games since making his NHL debut in 2016-17... Led all club defensemen (16th, NHL) in points... Only defenseman in club history with four multi-goal seasons and he's done that in each of his first four campaigns... Collected his first career hat trick on Dec. 31 vs. Florida... Led CBJ in shots on goal (187), power play goals (tied) and points with 5-8-13... Ranked second on the club in game-winning goals (4, tied) and ice time (career-high 23:59)... Scored his first career shorthanded goal on Dec. 21 vs. New Jersey.

**JONES EARNS ALL-STAR GAME SELECTION FOR FOURTH-STRAIGHT SEASON:** D Seth Jones was selected to play in his fourth consecutive All-Star Game (missed 2018 game due to illness) and registered 6-24-30, 20 PIM and was +10 in 56 games... Led the club and ranked seventh in the NHL in time on ice (25:17) and led CBJ in plus/minus (tied)... Has led the club in time on ice in each of his five seasons as a Blue Jacket (24:42 avg. during that span)... His 25:17 this season is second-highest total in club history (25:58 – Jack Johnson, 2012-13)... Led club defensemen in assists and was second in goals and points despite missing the final 14 games of the season due to injury... Since 2016-17, ranks 15th-T among NHL defensemen in goals and 16th in points with 43-132-175 in 284 games.

**DUBOIS LEADS CLUB IN SCORING IN THIRD NHL SEASON:** Third-year C Pierre-Luc Dubois led the Blue Jackets in assists and points with 18-31-49, 49 PIM, -2 in 70 games... Ranked second on the club in game-winning goals (4, tied), multi-point games (9) and penalty minutes and was third in goals... Tallied 2-1-3 on Nov. 19 vs. Montreal and Feb. 12 at Montreal... Matched his career-high with three assists on Jan. 7 at Anaheim and Jan. 22 vs. Winnipeg... Scored game-winning goals in back-to-back games on Dec. 17 at Detroit and Dec. 19 vs. Los Angeles... His 0.68 points per game average (65-93-158, 234 GP) ranks fifth in club history among players with at least 150 games played (Artemi Panarin, 1.06) and is second among Blue Jackets with 200 games played (Rick Nash, 0.81)... Has not missed a game in his NHL career, appearing in 234-straight outings since Oct. 6, 2017 (club record is 288 by R.J. Umberger from Oct. 10, 2008-Jan. 10, 2012).

**BJORKSTRAND NOTCHES SECOND-STRAIGHT 20-GOAL CAMPAIGN:** Despite the shortened season and missing 21 games due to injury, RW Oliver Bjorkstrand led the club in goals and posted his second-straight 20-goal campaign with 21-15-36, 12 PIM and +8 in 49 outings... Led the club in game-winning goals (5), multi-goal games (4), multi-point games (11) and shooting percentage (13.0 pct.)... Ranked third in power play goals (3, tied), shots on goal (162) and was fourth in points... Had back-to-back two-goal games, scoring the game-winner in both, on Jan. 19 at NY Rangers and Jan. 22 vs. Winnipeg... Racked up 14-6-20 and was +12 in his final 17 games of the season, leading the league in goals-per-game (0.82) over that span from Dec. 16-Mar. 12.

**KORPISALO, MERZLIKINS EMERGE AS FORMIDABLE TANDEM IN NET:** Goaltenders Joonas Korpisalo and Elvis Merzlikins split goaltending duties during the regular season and helped the Blue Jackets rank third-T in the NHL with a team 2.61 goals-against average... **KORPISALO** went 19-12-5 with a 2.60 GAA, .911 SV% and two shutouts in 37 games and was selected to appear in his first NHL All-Star Game (missed game due to injury)... Went 12-6-3 with a 2.11 GAA, .926 SV% and two SO in 22 games between Nov. 1-Dec. 29 before missing 24 games due to injury... Made 25 saves in a 1-0 win vs. Ottawa on Nov. 25 and turned aside all 30 shots he faced to beat Washington, 3-0, on Dec. 16... Allowed two goals or fewer in 20 outings... **MERZLIKINS** was one of the NHL's top rookies, going 13-9-8 with a 2.35 GAA, .923 SV% and five SO in 33 games... Ranked second-T in the NHL in shutouts and fifth in GAA and SV%, leading all rookie netminders (min. 15 GP) in those categories... Made 10 consecutive starts from Dec. 31-Jan. 18, going 8-2-0 with a 1.51 GAA, .955 SV% and three SO during that span... Became the second rookie in CBJ history to record back-to-back shutouts on Jan. 11 at Vegas (27 saves, 3-0) and Jan. 14 vs. Boston (34 saves, 3-0), joining Steve Mason (Dec. 27-31, 2008; three-straight shutouts)... Made 41 saves in a 5-0 win on Jan. 18 vs. New Jersey to become just the seventh NHL goaltender since 1943-44 to post three shutouts in the span of four starts.

**MISCELLANEOUS PLAYER NEWS & NOTES:** F Gus Nyquist tallied 15-27-42, +4 in 70 games in his first season with the Blue Jackets, ranking second on the club in assists and points and fourth in goals and became the first player in club history to score an overtime game-winning goal via penalty shot on Oct. 21 at Toronto... D David Savard led the club with 163 blocked shots, ranking second in the NHL (EDM-Oscar Klefbom, 180)... D Vladislav Gavrikov ranked third among NHL rookies with 92 blocked shots... C Boone Jenner led the club and ranked 10th in the NHL (min. 900 attempts) in faceoff percentage at 55.1 pct. (643-of-1,166)... RW Cam Atkinson tallied 12-14-26 in 44 games and moved into second place on the CBJ all-time games played list with 569 (Rick Nash, 674) and also ranks second in career goals with 198 (Nash, 289) and points with 367 (Nash, 547)... F Nick Foligno, who set a career high and finished seventh in the NHL in hits (212), moved into third place on the CBJ all-time points list with 318 (David Vyborny, 317)... Rookie F Emil Bemstrom tallied 10-10-20 in 56 games and tied for the club lead with five power play goals (4th-T among NHL rookies), while ranking second-T with four game-winners (tied for most among NHL rookies)... LW Nick Foligno led the club in penalty minutes with 62 and all forwards in time on ice with 18:40... Rookie LW Eric Robinson tied for the club lead in plus/minus rating at +10 (8th among NHL rookies)... The Blue Jackets had 11 rookies see action in games this season, which tied with Philadelphia for the second-most in the NHL (San Jose, 12), including seven (Emil Bemstrom, Vladislav Gavrikov, Elvis Merzlikins, Andrew Peeke, Eric Robinson, Kevin Stenlund, Alexandre Texier) that appeared in 20 or more games.



# FINAL STATISTICS

NO.	PLAYER	POS	GP	G	A	P	+/-	PIM	PP	SH	GW	OT	S	S%	TOI/G	SH/G	FO%	
18	Pierre-Luc Dubois	C	70	18	31	49	-2	49	1	0	4	2	158	11.4	17:56	21.9	44.6	
14	Gustav Nyquist	C	70	15	27	42	4	16	3	1	3	1	151	9.9	18:02	22.8	51.5	
8	Zach Werenski	D	63	20	21	41	9	10	5	1	4	2	187	10.7	23:59	28.0	-	
28	Oliver Bjorkstrand	R	49	21	15	36	8	12	3	0	5	0	162	13.0	17:56	21.4	31.6	
71	Nick Foligno	L	67	10	21	31	-3	62	2	0	1	0	131	7.6	18:40	23.3	49.8	
3	Seth Jones	D	56	6	24	30	10	20	2	0	0	0	126	4.8	25:17	29.1	-	
13	Cam Atkinson	R	44	12	14	26	2	6	3	0	2	1	148	8.1	17:51	23.2	47.4	
38	Boone Jenner	C	70	11	13	24	-14	36	2	0	1	0	179	6.1	18:07	23.0	55.1	
10	Alexander Wennberg	C	57	5	17	22	-5	16	1	0	1	0	72	6.9	16:41	21.8	46.0	
52	Emil Bemstrom *	C	56	10	10	20	-10	8	5	0	4	1	97	10.3	12:16	16.2	30.8	
22	Sonny Milano +	L	46	5	13	18	-5	22	0	0	1	0	64	7.8	12:38	15.6	-	
44	Vladislav Gavrikov *	D	69	5	13	18	1	18	0	0	1	0	81	6.2	18:59	24.2	-	
20	Riley Nash	C	64	5	9	14	6	10	0	1	1	0	64	7.8	11:51	16.7	47.9	
42	Alexandre Texier *	C	36	6	7	13	3	10	0	0	1	1	49	12.2	12:45	16.6	36.5	
50	Eric Robinson *	L	50	7	5	12	10	12	0	0	3	0	69	10.1	10:57	15.5	36.4	
74	Devin Shore	ANA	C	39	4	6	10	-8	8	0	0	1	0	47	8.5	11:59	16.8	48.1
		CBJ		6	1	1	2	-2	0	0	0	0	0	3	33.3	9:25	13.7	42.1
		TOT		45	5	7	12	-10	8	0	0	1	0	50	10.0	11:39	16.4	47.0
58	David Savard	D	68	0	11	11	-3	35	0	0	0	0	97	0.0	20:41	25.9	-	
11	Kevin Stenlund *	C	32	6	4	10	2	8	3	0	1	0	57	10.5	13:59	17.8	40.3	
24	Nathan Gerbe	C	30	4	6	10	-7	22	0	0	0	0	55	7.3	13:45	18.7	50.0	
65	Markus Nutivaara	D	37	3	6	9	2	4	0	0	0	0	47	6.4	15:55	20.2	-	
27	Ryan Murray	D	27	2	7	9	-9	4	0	0	0	0	32	6.3	19:57	26.2	-	
4	Scott Harrington	D	39	1	7	8	-3	16	0	0	0	0	37	2.7	13:57	18.5	-	
15	Jakob Lilja	L	37	2	3	5	5	2	0	0	0	0	23	8.7	9:54	13.7	50.0	
46	Dean Kukan	D	33	1	4	5	-9	12	1	0	0	0	51	2.0	15:58	21.3	-	
77	Josh Anderson	R	26	1	3	4	-8	17	0	0	0	0	63	1.6	16:04	20.8	36.8	
23	Stefan Matteau	C	9	2	1	3	0	5	0	0	0	0	18	11.1	12:22	17.3	-	
2	Andrew Peeke *	D	22	1	2	3	1	4	0	0	0	0	23	4.3	13:51	17.8	-	
19	Liam Foudy *	C	2	0	1	1	1	0	0	0	0	0	3	0.0	14:13	16.5	-	
49	Ryan MacInnis *	C	10	0	1	1	1	0	0	0	0	0	13	0.0	9:21	12.5	37.0	
56	Marko Dano	L	3	0	0	0	-1	2	0	0	0	0	2	0.0	7:10	10.7	-	
48	Calvin Thurkauf *	C	3	0	0	0	0	0	0	0	0	0	1	0.0	8:15	12.0	100.0	
88	Kole Sherwood *	R	3	0	0	0	0	2	0	0	0	0	6	0.0	6:38	9.3	0.0	
53	Gabriel Carlsson *	D	6	0	0	0	-1	2	0	0	0	0	3	0.0	10:53	16.7	-	

NO.	GOALTENDER	GP	MIN	W	L	OT	SO	SA	SV	SV%	GA	GAA	G	A	PIM
90	Elvis Merzlikins *	33	1,815:08	13	9	8	5	919	848	.923	71	2.35	0	0	0
70	Joonas Korpisalo	37	2,125:54	19	12	5	2	1,030	938	.911	92	2.60	0	1	0
80	Matiss Kivlenieks *	6	284:50	1	1	2	0	137	123	.898	14	2.95	0	0	0

+ Traded or Claimed Player  
\* Rookie

# SCORING | GOALTENDING BREAKDOWN



PLAYER	EVEN STRENGTH			POWER PLAY			SHORTHANDED			HOME					ROAD				
	G	A	PTS	G	A	PTS	G	A	PTS	GP	G	A	PTS	+/-	GP	G	A	PTS	+/-
Josh Anderson	1	3	4	0	0	0	0	0	0	13	0	1	1	1	13	1	2	3	-9
Cam Atkinson	9	9	18	3	5	8	0	0	0	25	8	6	14	4	19	4	8	12	-2
Emil Bemstrom *	5	7	12	5	3	8	0	0	0	29	4	8	12	-2	27	6	2	8	-8
Oliver Bjorkstrand	18	12	30	3	3	6	0	0	0	27	12	7	19	5	22	9	8	17	3
Gabriel Carlsson *	0	0	0	0	0	0	0	0	0	5	0	0	0	0	1	0	0	0	-1
Marko Danu	0	0	0	0	0	0	0	0	0	2	0	0	0	0	1	0	0	0	-1
Pierre-Luc Dubois	17	22	39	1	9	10	0	0	0	36	6	14	20	2	34	12	17	29	-4
Nick Foligno	8	18	26	2	2	4	0	1	1	34	9	12	21	3	33	1	9	10	-6
Liam Foudy *	0	1	1	0	0	0	0	0	0	1	0	0	0	0	1	0	1	1	1
Vladislav Gavrikov	5	13	18	0	0	0	0	0	0	35	2	8	10	-2	34	3	5	8	3
Nathan Gerbe	4	6	10	0	0	0	0	0	0	15	0	3	3	-3	15	4	3	7	-4
Scott Harrington	1	7	8	0	0	0	0	0	0	20	0	3	3	-1	19	1	4	5	-2
Boone Jenner	9	10	19	2	2	4	0	1	1	36	7	11	18	1	34	4	2	6	-15
Seth Jones	4	16	20	2	7	9	0	1	1	30	5	13	18	11	26	1	11	12	-1
Dean Kukan	0	4	4	1	0	1	0	0	0	17	1	3	4	2	16	0	1	1	-11
Jakob Lilja	2	3	5	0	0	0	0	0	0	17	1	2	3	2	20	1	1	2	3
Ryan MacInnis *	0	1	1	0	0	0	0	0	0	7	0	0	0	0	3	0	1	1	1
Stefan Matteau	2	1	3	0	0	0	0	0	0	4	2	0	2	-1	5	0	1	1	1
Sonny Milano +	5	12	17	0	1	1	0	0	0	23	2	7	9	0	23	3	6	9	-5
Ryan Murray	2	5	7	0	2	2	0	0	0	13	1	4	5	-1	14	1	3	4	-8
Riley Nash	4	9	13	0	0	0	1	0	1	33	3	3	6	2	31	2	6	8	4
Markus Nutivaara	3	5	8	0	1	1	0	0	0	20	0	4	4	-4	17	3	2	5	6
Gustav Nyquist	11	21	32	3	6	9	1	0	1	36	6	12	18	7	34	9	15	24	-3
Andrew Peeke *	1	2	3	0	0	0	0	0	0	9	0	1	1	2	13	1	1	2	-1
Eric Robinson *	7	5	12	0	0	0	0	0	0	25	3	1	4	4	25	4	4	8	6
David Savard	0	9	9	0	2	2	0	0	0	34	0	9	9	3	34	0	2	2	-6
Kole Sherwood *	0	0	0	0	0	0	0	0	0	2	0	0	0	0	1	0	0	0	0
Devin Shore	1	1	2	0	0	0	0	0	0	2	0	0	0	-2	4	1	1	2	0
Kevin Stenlund *	3	2	5	3	2	5	0	0	0	16	2	2	4	1	16	4	2	6	1
Alexandre Texier *	6	6	12	0	1	1	0	0	0	19	4	3	7	3	17	2	4	6	0
Calvin Thurkauf *	0	0	0	0	0	0	0	0	0	1	0	0	0	0	2	0	0	0	0
Alexander Wennberg	4	13	17	1	4	5	0	0	0	29	3	8	11	-4	28	2	9	11	-1
Zach Werenski	14	13	27	5	8	13	1	0	1	33	13	11	24	9	30	7	10	17	0

GOALTENDER	HOME				ROAD				TOTAL			
	GP	REC	GAA	SV%	GP	REC	GAA	SV%	GP	REC	GAA	SV%
Matiss Kivlenieks	1	0-0-0	2.18	.909	5	1-1-2	3.03	.897	6	1-1-2	2.95	.898
Joonas Korpisalo *	24	13-9-1	2.52	.907	13	6-3-4	2.73	.917	37	19-12-5	2.60	.911
Elvis Merzlikins *	15	7-3-3	1.61	.948	18	6-6-5	2.91	.903	33	13-9-8	2.35	.923

\* Rookie



# SEASON NOTES

## GAMES PLAYED

1. Pierre-Luc Dubois	70
Boone Jenner	70
Gustav Nyquist	70
4. Vladislav Gavrikov *	69
5. David Savard	68

## GOALS

1. Oliver Bjorkstrand	21
2. Zach Werenski	20
3. Pierre-Luc Dubois	18
4. Gustav Nyquist	15
5. Cam Atkinson	12

## ASSISTS

1. Pierre-Luc Dubois	31
2. Gustav Nyquist	27
3. Seth Jones	24
4. Nick Foligno	21
Zach Werenski	21

## POINTS

1. Pierre-Luc Dubois	49
2. Gustav Nyquist	42
3. Zach Werenski	41
4. Oliver Bjorkstrand	36
5. Nick Foligno	31

## PLUS/MINUS RATING

(min. 20 games)	
1. Seth Jones	+10
Eric Robinson *	+10
3. Zach Werenski	+9
4. Oliver Bjorkstrand	+8
5. Riley Nash	+6

## PENALTY MINUTES

1. Nick Foligno	62
2. Pierre-Luc Dubois	49
3. Boone Jenner	36
4. David Savard	35
5. Nathan Gerbe	22

## POWER PLAY GOALS

1. Emil Bemstrom *	5
Zach Werenski	5
3. Kevin Stenlund *	3
Cam Atkinson	3
Oliver Bjorkstrand	3
Gustav Nyquist	3

## SHORTHANDED GOALS

1. Riley Nash	1
Gustav Nyquist	1
Zach Werenski	1

## GAME-WINNING GOALS

1. Oliver Bjorkstrand	5
2. Emil Bemstrom *	4
Pierre-Luc Dubois	4
Zach Werenski	4
5. Gustav Nyquist	3
Eric Robinson *	3

## OVERTIME GOALS

1. Pierre-Luc Dubois	2
Zach Werenski	2
3. Cam Atkinson	1
Emil Bemstrom *	1
Gustav Nyquist	1
Alexandre Texier *	1

## SHOTS ON GOAL

1. Zach Werenski	187
2. Boone Jenner	179
3. Oliver Bjorkstrand	162
4. Pierre-Luc Dubois	158
5. Gustav Nyquist	151

## SHOOTING PERCENTAGE

(min. 60 shots)	
1. Oliver Bjorkstrand	13.0
2. Pierre-Luc Dubois	11.4
3. Zach Werenski	10.7
4. Emil Bemstrom *	10.3
5. Eric Robinson *	10.1

## FACEOFF WINNING PERCENTAGE

(min. 100 attempts)	
1. Boone Jenner	55.1
2. Nick Foligno	49.8
3. Riley Nash	47.9
4. Alexander Wennberg	46.0
5. Pierre-Luc Dubois	44.6

## DEFENSEMAN GOALS

1. Zach Werenski	20
2. Seth Jones	6
3. Vladislav Gavrikov *	5
4. Markus Nutivaara	3
5. Ryan Murray	2

## DEFENSEMAN ASSISTS

1. Seth Jones	24
2. Zach Werenski	21
3. Vladislav Gavrikov *	13
4. David Savard	11
5. Scott Harrington	7
Ryan Murray	7

## DEFENSEMAN POINTS

1. Zach Werenski	41
2. Seth Jones	30
3. Vladislav Gavrikov *	18
4. David Savard	11
5. Ryan Murray	9
Markus Nutivaara	9

## ICE TIME - ALL PLAYERS

1. Seth Jones	25:17
2. Zach Werenski	23:59
3. David Savard	20:41
4. Ryan Murray	19:57
5. Vladislav Gavrikov *	18:59

## ICE TIME - FORWARDS

1. Nick Foligno	18:40
2. Boone Jenner	18:07
3. Gustav Nyquist	18:02
4. Oliver Bjorkstrand	17:56
Pierre-Luc Dubois	17:56

## MULTI-GOAL GAMES

1. Oliver Bjorkstrand	4
2. Zach Werenski	3
3. Cam Atkinson	2
Pierre-Luc Dubois	2
Nick Foligno	2

## MULTI-ASSIST GAMES

1. Pierre-Luc Dubois	4
2. Seth Jones	3
Gustav Nyquist	3
4. Oliver Bjorkstrand	2
Boone Jenner	2
Ryan Murray	2
Alexander Wennberg	2

## MULTI-POINT GAMES

1. Oliver Bjorkstrand	11
2. Pierre-Luc Dubois	9
3. Zach Werenski	7
4. Gustav Nyquist	6
5. Cam Atkinson	5
Nick Foligno	5

## GOALTENDER WINS

1. Joonas Korpisalo	19
2. Elvis Merzlikins *	13
3. Matiss Kivlenieks *	1

## GOALTENDER GAA

1. Elvis Merzlikins *	2.35
2. Joonas Korpisalo	2.60
3. Matiss Kivlenieks *	2.95

## GOALTENDER SV%

1. Elvis Merzlikins *	.923
2. Joonas Korpisalo	.911
3. Matiss Kivlenieks *	.898

## GOALTENDER SHUTOUTS

1. Elvis Merzlikins *	5
2. Joonas Korpisalo	2

\* Rookie

# TIME ON ICE | FACEOFF REPORTS



## TIME ON ICE

PLAYER	GP	Total		Even Strength		Shorthanded		Power Play		Shifts	Shifts	
		TOI	TOI/G	TOI	TOI/G	TOI	TOI/G	TOI	TOI/G		TOI/S	Sft/G
Zach Werenski	63	1,511:05	23:59	1,214:24	19:17	124:47	1:59	171:54	2:44	1,763	0:51	28.0
Seth Jones	56	1,415:41	25:17	1,136:11	20:17	135:23	2:25	144:07	2:34	1,628	0:52	29.1
David Savard	68	1,406:37	20:41	1,267:25	18:38	124:44	1:50	14:28	0:13	1,760	0:48	25.9
Vladislav Gavrikov *	69	1,309:34	18:59	1,203:18	17:26	102:13	1:29	4:03	0:04	1,670	0:47	24.2
Boone Jenner	70	1,268:09	18:07	1,017:54	14:32	125:50	1:48	124:25	1:47	1,610	0:47	23.0
Gustav Nyquist	70	1,262:16	18:02	1,035:49	14:48	45:56	0:39	180:31	2:35	1,594	0:48	22.8
Pierre-Luc Dubois	70	1,255:14	17:56	1,061:05	15:10	7:08	0:06	187:01	2:40	1,532	0:49	21.9
Nick Foligno	67	1,250:44	18:40	1,022:30	15:16	100:16	1:30	127:58	1:55	1,560	0:48	23.3
Alexander Wennberg	57	950:55	16:41	747:30	13:07	85:05	1:30	118:20	2:05	1,244	0:46	21.8
Oliver Bjorkstrand	49	879:08	17:56	757:04	15:27	0:28	0:01	121:36	2:29	1,051	0:50	21.4
Cam Atkinson	44	785:11	17:51	615:22	13:59	69:28	1:35	100:21	2:17	1,019	0:46	23.2
Riley Nash	64	757:59	11:51	686:25	10:44	69:14	1:05	2:20	0:02	1,066	0:43	16.7
Emil Bemstrom *	56	687:03	12:16	611:25	10:55	0:05	0:00	75:33	1:21	907	0:45	16.2
Markus Nutivaara	37	589:05	15:55	576:26	15:35	1:13	0:02	11:26	0:19	747	0:47	20.2
Sonny Milano +	46	580:54	12:38	532:03	11:34	0:58	0:01	47:53	1:02	718	0:49	15.6
Eric Robinson *	50	547:32	10:57	545:53	10:55	0:00	0:00	1:39	0:02	774	0:42	15.5
Scott Harrington	39	543:53	13:57	518:57	13:18	23:43	0:36	1:13	0:02	722	0:45	18.5
Ryan Murray	27	538:48	19:57	460:25	17:03	55:08	2:03	23:15	0:52	708	0:46	26.2
Dean Kukan	33	527:07	15:58	497:41	15:05	0:01	0:00	29:25	0:53	702	0:45	21.3
Alexandre Texier *	36	458:56	12:45	437:34	12:09	1:19	0:02	20:03	0:33	599	0:46	16.6
Kevin Stenlund *	32	447:25	13:59	384:51	12:02	0:38	0:01	61:56	1:56	570	0:47	17.8
Josh Anderson	26	417:32	16:04	330:01	12:42	42:17	1:38	45:14	1:44	540	0:46	20.8
Nathan Gerbe	30	412:36	13:45	391:21	13:03	12:00	0:24	9:15	0:19	560	0:44	18.7
Jakob Lilja	37	366:08	9:54	361:37	9:46	3:25	0:06	1:06	0:02	508	0:43	13.7
Andrew Peeke *	22	304:50	13:51	299:29	13:37	5:21	0:15	0:00	0:00	391	0:47	17.8
Stefan Matteau	9	111:15	12:22	108:21	12:02	2:40	0:18	0:14	0:02	156	0:43	17.3
Ryan MacInnis *	10	93:31	9:21	92:40	9:16	0:00	0:00	0:51	0:05	125	0:45	12.5
Gabriel Carlsson *	6	65:16	10:53	61:34	10:16	2:45	0:28	0:57	0:10	100	0:39	16.7
Devin Shore	6	56:27	9:25	55:24	9:14	0:49	0:08	0:14	0:02	82	0:41	13.7
Liam Foudy *	2	28:26	14:13	28:26	14:13	0:00	0:00	0:00	0:00	33	0:52	16.5
Calvin Thurkauf *	3	24:46	8:15	24:46	8:15	0:00	0:00	0:00	0:00	36	0:41	12.0
Marko Danov	3	21:31	7:10	21:31	7:10	0:00	0:00	0:00	0:00	32	0:40	10.7
Kole Sherwood	3	19:55	6:38	19:55	6:38	0:00	0:00	0:00	0:00	28	0:43	9.3

## FACEOFF REPORT

PLAYER	GP	Even Strength			Power Play			Shorthanded			Total Faceoffs			
		W	L	FO%	W	L	FO%	W	L	FO%	W	L	TOTAL	FO%
Boone Jenner	70	504	391	56.3	65	55	54.2	74	77	49.0	643	523	1,166	55.1
Pierre-Luc Dubois	70	339	431	44.0	16	14	53.3	4	1	80.0	359	446	805	44.6
Alexander Wennberg	57	256	283	47.5	28	37	43.1	25	43	36.8	309	363	672	46.0
Riley Nash	64	221	237	48.3	1	6	14.3	23	24	48.9	245	267	512	47.9
Nick Foligno	67	96	112	46.2	54	38	58.7	9	10	47.4	159	160	319	49.8
Kevin Stenlund *	32	50	76	39.7	2	1	66.7	0	0	-	52	77	129	40.3
Alexandre Texier *	36	23	38	37.7	0	1	0.0	0	1	0.0	23	40	63	36.5
Cam Atkinson	44	24	27	47.1	2	1	66.7	1	2	33.3	27	30	57	47.4
Gustav Nyquist	70	13	15	46.4	3	1	75.0	1	0	100.0	17	16	33	51.5
Ryan MacInnis *	10	10	17	37.0	0	0	-	0	0	-	10	17	27	37.0
Josh Anderson	26	5	10	33.3	0	1	0.0	2	1	66.7	7	12	19	36.8
Oliver Bjorkstrand	49	6	12	33.3	0	0	-	0	1	0.0	6	13	19	31.6
Devin Shore	6	7	11	38.9	0	0	-	1	0	100.0	8	11	19	42.1
Emil Bemstrom *	56	4	9	30.8	0	0	-	0	0	-	4	9	13	30.8
Nathan Gerbe	30	6	6	50.0	0	0	-	0	0	-	6	6	12	50.0
Eric Robinson *	50	4	7	36.4	0	0	-	0	0	-	4	7	11	36.4
Jakob Lilja	37	2	1	66.7	0	0	-	0	1	0.0	2	2	4	50.0
Calvin Thurkauf *	3	2	0	100.0	0	0	-	0	0	-	2	0	2	100.0
Kole Sherwood *	3	0	1	0.0	0	0	-	0	0	-	0	1	1	0.0

\* Rookie



# STATISTICAL BREAKDOWN

## TEAM BY PERIOD

SCORING	1ST	2ND	3RD	OT	TOT	AVG	SHOTS	1ST	2ND	3RD	OT	TOT	AVG
COLUMBUS	51	58	63	8	180	2.6	COLUMBUS	736	794	698	44	2,272	32.5
Opponents	57	64	51	11	183	2.6	Opponents	686	701	663	42	2,092	29.9
2018-19	1ST	2ND	3RD	OT	TOT	AVG	2018-19	1ST	2ND	3RD	OT	TOT	AVG
COLUMBUS	84	83	81	8	256	3.1	COLUMBUS	861	891	815	25	2,592	31.6
Opponents	81	73	74	3	231	2.8	Opponents	775	817	810	16	2,418	29.5

## SPECIAL TEAMS

POWER PLAY	PPG	ATT	PCT	RANK	PENALTY KILLING	GA	ATT	PCT	RANK
Overall	31	189	16.4	27th	Overall:	31	169	81.7	12th
Home:	18	101	17.8	21st	Home:	15	94	84.0	6th-T
Road:	13	88	14.8	27th	Road:	16	75	78.7	18th-T
5 shorthanded goals against				7th-T	3 shorthanded goals scored				29th-T
2018-19	PPG	ATT	PCT	RANK	2018-19	GA	ATT	PCT	RANK
Overall	34	221	15.4	28th	Overall:	30	200	85.0	1st-T
Home:	17	113	15.0	26th-T	Home:	14	93	84.9	5th
Road:	17	108	15.7	26th-T	Road:	16	107	85.0	3rd
6 shorthanded goals against				10th	8 shorthanded goals scored				11th-T

## PENALTIES

2019-20	GP	PIM	AVG	RANK
	70	458	6.5	1st-T
2018-19	GP	PIM	AVG	RANK
	82	512	6.2	2nd

## SITUATIONAL SCORING

2019-20	GF	GA	2018-19	GF	GA
5 ON 5	125	122		187	170
5 ON 4	28	6		30	5
5 ON 3	2	0		2	0
4 ON 4	1	4		2	5
4 ON 3	1	0		2	0
3 ON 3	6	7		6	3
3 ON 4	0	4		0	0
3 ON 5	0	0		0	1
4 ON 5	1	26		6	30
Empty Net	10	6		15	11
Penalty Shots	1	0		1	1
<b>TOTALS</b>	<b>180</b>	<b>183</b>		<b>256</b>	<b>231</b>

## MISCELLANEOUS RECORD

	2019-20	2018-19
One-Goal Games	20-8-15	17-6-4
Two-Goal Games	4-5	5-9
Three or More-Goal Games	9-9	25-16

## RECORD BY MONTH

MONTH	REC	PTS	2018-19	REC	PTS
October	5-5-2	12		6-5-0	12
November	6-6-2	14		9-3-2	20
December	7-3-4	18		8-5-1	17
January	9-2-0	18		5-6-0	10
February	4-5-6	14		8-5-0	16
March	2-1-1	5		9-6-1	19
April	---	-		2-1-0	4
<b>TOTALS</b>	<b>33-22-15</b>	<b>81</b>		<b>47-31-4</b>	<b>98</b>

## RECORD BY DAY

DAY	REC	PTS	2018-19	REC	PTS
Monday	8-0-1	17		4-3-0	8
Tuesday	6-4-1	15		8-10-0	16
Wednesday	2-2-1	5		0-0-0	0
Thursday	6-2-3	15		15-4-0	30
Friday	3-4-3	9		5-4-0	10
Saturday	4-10-4	12		11-9-3	25
Sunday	4-0-2	10		4-1-1	9
<b>TOTALS</b>	<b>33-22-15</b>	<b>81</b>		<b>47-31-4</b>	<b>98</b>

## RECORD VS. NHL

	2019-20	2018-19		2019-20	2018-19
vs. Metropolitan Division:	10-7-5	18-9-1	vs. Central Division:	3-5-4	9-5-0
vs. Atlantic Division:	13-2-5	13-10-1	vs. Pacific Division:	7-8-1	7-7-2
<b>VS. EASTERN CONFERENCE:</b>	<b>23-9-10</b>	<b>31-19-2</b>	<b>VS. WESTERN CONFERENCE:</b>	<b>10-13-5</b>	<b>16-12-2</b>

## BLUE JACKETS RECORD WHEN...

PLAYING BACK-TO-BACK GAMES	2019-20	2018-19	2019-20	2018-19	2019-20	2018-19
First Game:	O: 6-3-4	10-6-0	H: 5-2-0	2-3-0	A: 1-1-4	8-3-0
Second Game:	6-6-1	7-6-3	0-2-1	3-3-1	6-4-0	4-3-2
SCORING *	2019-20	2018-19	2019-20	2018-19	2019-20	2018-19
One Goal or Less	O: 2-13-4	1-14-2	H: 2-8-1	1-8-1	A: 0-5-3	0-6-1
Two Goals or Less	6-19-9	6-27-3	3-12-3	2-14-1	3-7-6	4-13-2
Three Goals	10-1-6	6-2-0	6-0-1	2-1-0	4-1-5	4-1-0
Four Goals or More	17-2-0	35-2-1	11-0-0	18-2-1	6-2-0	17-0-0

# STATISTICAL BREAKDOWN



## BLUE JACKETS RECORD WHEN...

ALLOWING (INCLUDES SO GOALS)	2019-20	2018-19	2019-20	2018-19	2019-20	2018-19
One Goal or Less	O: 12-0-1	20-0-0	H: 8-0-0	10-0-0	A: 4-0-1	10-0-0
Two Goals or Less	23-4-4	30-2-2	14-3-1	14-0-1	9-1-3	16-2-1
Three Goals	9-6-5	11-6-1	5-5-2	5-3-0	4-1-3	6-3-1
Four Goals or More	1-12-6	6-23-1	1-4-1	3-14-1	0-8-5	3-9-0
In Overtime	O: 8-11-4	10-3-1	H: 6-3-1	3-1-1	A: 2-8-3	7-2-0
In Shootout	0-4	2-1	0-1	0-1	0-3	2-0
Scoring a PP Goal	O: 16-7-2	20-8-1	H: 10-4-0	9-5-1	A: 6-3-2	11-3-0
Shut Out on the PP	17-15-13	27-23-3	10-8-4	13-12-1	7-7-9	14-11-2
Allowing a PP Goal	7-12-8	12-10-1	5-6-2	5-5-0	2-6-6	7-5-0
Killing All SH Situations	26-10-7	35-21-3	15-6-2	17-12-2	11-4-5	18-9-1
Scoring First Goal	O: 24-5-7	33-7-2	H: 17-3-2	12-2-1	A: 7-2-5	21-5-1
Allowing First Goal	9-17-8	14-24-2	3-9-2	10-15-1	6-8-6	4-9-1
Leading After 1st Period	O: 11-2-6	29-4-0	H: 8-1-2	12-2-0	A: 3-1-4	17-2-0
Tied After 1st Period	16-8-3	10-5-4	9-4-0	5-3-2	7-4-3	5-2-2
Trailing After 1st Period	6-12-6	8-22-0	3-7-2	5-12-0	3-5-4	3-10-0
Leading After 2nd Period	O: 14-2-5	32-2-0	H: 8-1-1	17-1-0	A: 6-1-4	15-1-0
Tied After 2nd Period	12-2-7	13-6-3	8-1-3	5-3-2	4-1-4	8-3-1
Trailing After 2nd Period	7-18-3	2-23-1	4-10-0	0-13-0	3-8-3	2-10-1
Leading in Shots	O: 15-14-10	28-21-2	H: 10-8-3	15-12-2	A: 5-6-7	13-9-0
Trailing in Shots	18-7-5	17-8-2	10-3-1	6-3-0	8-4-4	11-5-2
Shots Are Tied	0-1-0	2-2-0	0-1-0	1-2-0	0-0-0	1-0-0

## HAT TRICKS FOR - 2

GOALS	PLAYER	DATE	OPPONENT	OPPOSING GOALTENDER	RESULT
3	Gustav Nyquist	Nov. 29, 2019	Pittsburgh	Tristan Jarry-2, EN	5-2, W
3	Zach Werenski	Dec. 31, 2019	Florida	Sergei Bobrovsky	4-1, W

## HAT TRICKS AGAINST - 1

GOALS	PLAYER	DATE	OPPONENT	CBJ GOALTENDER	RESULT
3	Anthony Duclair	Dec. 14, 2019	at Ottawa	E. Merzlikins-2, J. Korpisalo-1	3-4, OTL

## EXTRA ATTACKER GOALS FOR - 5

DATE	OPPONENT	GOAL SCORER	ASSISTS	TIME	PERIOD	RESULT
Dec. 17, 2019	at Detroit	Cam Atkinson	Dubois, Jones	11:02	1st	5-3, W
Dec. 19, 2019	Los Angeles	Boone Jenner	Werenski, Bjorkstrand	18:17	3rd	3-2, OTW
Jan. 4, 2020	San Jose	Zach Werenski	Milano, Jones	17:24	3rd	2-3, L
Feb. 7, 2020	Detroit	Zach Werenski	Foligno, Milano	4:57	2nd	2-0, W
Feb. 13, 2020	at Buffalo	Markus Nutivaara	Bjorkstrand, Foligno	18:47	3rd	3-4, OTL

## EXTRA ATTACKER GOALS AGAINST - 9

DATE	OPPONENT	GOAL SCORER	ASSISTS	TIME	PERIOD	RESULT
Oct. 7, 2019	Buffalo	Victor Olofsson (PP)	Dahlin, Reinhart	18:46	3rd	4-3, OTW
Oct. 16, 2019	Dallas	Miro Heiskanen	Radulov, Fedun	18:08	1st	3-2, W
Oct. 16, 2019	Dallas	Joe Pavelski	Seguin, Radulov	19:55	3rd	3-2, W
Nov. 12, 2019	at Montreal	Tomas Tatar	Suzuki, Danault	19:19	3rd	2-3, SOL
Nov. 21, 2019	Detroit	Tyler Bertuzzi	Cholowski, Athanasiou	16:46	3rd	5-4, W
Dec. 9, 2019	at Washington	Nicklas Backstrom	Ovechkin, Kuznetsov	17:54	3rd	5-2, W
Jan. 7, 2020	at Anaheim	Ondrej Kase	Fowler, Getzlaf	19:16	3rd	4-3, W
Feb. 2, 2020	at Montreal	Shea Weber	Kovalchuk, Tatar	18:59	3rd	4-3, W
Mar. 6, 2020	at Calgary	Matthew Tkachuk	Giordano, Andersson	18:17	3rd	2-3, OTL

## SHUTOUTS BY BLUE JACKETS - 7

DATE	OPPONENT	GOALTENDER	SV/SCORE
Nov. 25, 2019	Ottawa	Joonas Korpisalo	25/1-0, W
Dec. 16, 2019	Washington	Joonas Korpisalo	30/3-0, W
Jan. 11, 2020	at Vegas	Elvis Merzlikins	27/3-0, W
Jan. 14, 2020	Boston	Elvis Merzlikins	34/3-0, W
Jan. 18, 2020	New Jersey	Elvis Merzlikins	41/5-0, W
Feb. 4, 2020	Florida	Elvis Merzlikins	32/1-0, OTW
Feb. 7, 2020	Detroit	Elvis Merzlikins	16/2-0, W

## SHUTOUTS BY OPPONENTS - 4

DATE	OPPONENT	GOALTENDER	SV/SCORE
Nov. 2, 2019	Calgary	David Rittich	30/0-3, L
Nov. 30, 2019	at NY Islanders	T. Greiss/S. Varlamov	9,30/0-1, L
Dec. 12, 2019	at Pittsburgh	Tristan Jarry	17/0-1, OTL
Feb. 28, 2020	Minnesota	Alex Stalock	22/0-5, L



# HIGHS AND LOWS

## TEAM SCORING

Most goals – game:	5
Most goals – period:	4
Most goals allowed – game:	7
Most goals allowed – period:	5
<b>Fewest goals – game:</b>	<b>0</b>
<b>Fewest goals allowed – game:</b>	<b>0</b>
Most power play goals – game:	3
Most power play goals allowed – game:	2
Most power play attempts – game:	5
Most power play attempts allowed – game:	5
<b>Most shorthanded goals – game:</b>	<b>2</b>
Most shorthanded goals allowed – game:	1
<b>Best PP efficiency (multiple attempts):</b>	<b>2-of-2</b>
Best PK efficiency:	4-of-4
Largest margin of victory:	5
Largest margin of defeat:	5

## 2019-20 SEASON

8x, MR: Mar. 1 vs. VAN
2x, MR: 3rd period, Mar. 1 vs. VAN
2x, MR: Oct. 26 at PHI
2x, MR: 3rd period, Oct. 26 at PHI
<b>4x, MR: Feb. 28 vs. MIN</b>
<b>7x, MR: Feb. 7 vs. DET</b>
Nov. 23 at WPG
4x, MR: Nov. 1 at STL
9x, MR: Feb. 8 vs. COL
5x, MR: Dec. 29 vs. CHI
<b>Dec. 21 vs. NJD</b>
5x, MR: Nov. 21 vs. DET
<b>Mar. 1 vs. VAN</b>
3x, MR: Jan. 14 vs. BOS
Jan. 18 vs. NJD
2x, MR: Feb. 28 vs. MIN

## FRANCHISE RECORD

10	Nov. 4, 2016 vs. MTL
5	3x, MR: 3rd period, Dec. 31, 2018 vs. OTT
10	Mar. 30, 2002 at SJS
6	2nd period, Dec. 17, 2005 at NSH
<b>0</b>	<b>124x, MR: Feb. 28, 2020 vs. MIN</b>
<b>0</b>	<b>103x, MR: Feb. 7, 2020 vs. DET</b>
5	Dec. 10, 2006 vs. OTT
5	3x, MR: Jan. 6, 2007 at SJS
13	2x, MR: Jan. 24, 2004 vs. CHI
12	2x, MR: Oct. 26, 2005 vs. NSH
<b>2</b>	<b>4x, MR: Dec. 21, 2019 vs. NJD</b>
2	12x, MR: Nov. 3, 2018 at LAK
<b>2-of-2</b>	<b>5x, MR: Mar. 1, 2020 vs. VAN</b>
9-of-9	3x, MR: Mar. 12, 2011 at CAR
10	Nov. 4, 2016 vs. MTL
8	3x, MR: Nov. 11, 2009 vs. DET

## SHOTS

Most shots – game:	55
Most shots – period:	22
Most shots – overtime period:	4
Most shots allowed – game:	46
Most shots allowed – period:	21
Most shots allowed – overtime period:	7
Fewest shots – game:	17
Fewest shots – period:	2
<b>Fewest shots – overtime period:</b>	<b>0</b>
Fewest shots allowed – game:	15
Fewest shots allowed – period:	2
<b>Fewest shots allowed – overtime period:</b>	<b>0</b>

Feb. 16 at NJD
2nd period, Feb. 14 vs. NYR
3x, MR: Nov. 15 vs. STL
Oct. 26 at PHI
1st period, Jan. 18 vs. NJD
Dec. 29 vs. CHI
Dec. 12 at PIT
3x, MR: 2nd period, Jan. 11 at VGK
<b>7x, MR: Feb. 10 vs. TBL</b>
Feb. 18 at PHI
2x, MR: 3rd period, Feb. 16 at NJD
<b>6x, MR: Jan. 2 at BOS</b>

60	Dec. 3, 2016 at ARI
26	2x, MR: 1st period, Feb. 13, 2018 at NYI
10	Dec. 3, 2016 at ARI
55	Dec. 4, 2014 at FLA
27	1st period, Mar. 26, 2016 at NSH
11	Jan. 11, 2004 at ANA
10	Apr. 1, 2003 at PHI
<b>0</b>	2nd period, Nov. 5, 2015 at LAK
<b>0</b>	<b>39x, MR: Feb. 10, 2020 vs. TBL</b>
13	Feb. 21, 2009 vs. ANA
0	3x, MR: Mar. 18, 2014 vs. CAR
<b>0</b>	<b>40x, MR: Dec. 19, 2019 vs. LAK</b>

## PENALTIES

Most penalties – game:	7
Most penalties – period:	4
Most penalty minutes – game:	25
Most penalty minutes – period:	17
<b>Fewest penalties – game:</b>	<b>0</b>
<b>Fewest penalty minutes – game:</b>	<b>0</b>

2x, MR: Dec. 27 at WSH
2nd period, Dec. 27 at WSH
Dec. 16 vs. WSH
3rd period, Dec. 16 vs. WSH
<b>6x, MR: Feb. 16 at NJD</b>
<b>6x, MR: Feb. 16 at NJD</b>

21	Jan. 11, 2006 vs. PIT
13	3rd period, Feb. 7, 2006 at VAN
70	Feb. 21, 2003 at SJS
52	2nd period, Mar. 26, 2009 vs. CGY
<b>0</b>	<b>16x, MR: Feb. 16, 2020 at NJD</b>
<b>0</b>	<b>16x, MR: Feb. 16, 2020 at NJD</b>

## STREAKS

Longest winning streak – overall:	6
Longest winning streak – home:	6
Longest winning streak – road:	3
Longest unbeaten streak (pt. earned):	12
Longest unbeaten streak (pt. earned) – home:	6
Longest unbeaten streak (pt. earned) – road:	9
Longest regulation losing streak – overall:	4
Longest regulation losing streak – home:	3
Longest regulation losing streak – road:	3
Longest streak without a win – overall:	8
Longest streak without a win – home:	4
Longest streak without a win – road:	7

Jan. 11-22
Jan. 14-Feb. 7
Jan. 2-7
Dec. 9-Jan. 2 (8-0-4)
Jan. 14-Feb. 7 (6-0-0)
Dec. 9-Jan. 7 (6-0-3)
Nov. 30-Dec. 7
Oct. 30-Nov. 5
Nov. 23-Dec. 7
Feb. 8-22 (0-3-5)
Feb. 8-20 (0-2-2)
Feb. 13-Mar. 7 (0-3-4)

16	Nov. 29, 2016-Jan. 3, 2017
8	2x, MR: Feb. 24-Mar. 22, 2018
8	2x, MR: Dec. 1-31, 2016
18	Nov. 25, 2016-Jan. 3, 2017 (17-0-1)
12	Feb. 11-Mar. 31, 2013 (9-0-3)
11	Nov. 20-Dec. 31, 2016 (10-0-1)
8	3x, MR: Oct. 9-Oct. 22, 2015
6	2x, MR: Oct. 9-Nov. 10, 2015
9	Oct. 12-Nov. 20, 2005
9	3x, MR: Oct. 24-Nov. 11, 2014 (0-8-1)
8	2x, MR: Dec. 4-31, 2003 (0-6-1-1)
14	Oct. 9-Dec. 23, 2003 (0-11-1-2)

**Bold indicates team record set this season**  
**Bold italics indicates tied team record this season**



# INDIVIDUAL HIGHS



## INDIVIDUAL

Most goals – game:	3
Most assists – game:	3
Most points – game:	3
Most goals – period:	2
Most assists – period:	2
Most points – period:	2
Most power play goals – game:	1
<b>Most shorthanded goals – game:</b>	<b>1</b>
<b>Most shots on goal – game:</b>	<b>10</b>
Most shots on goal – period:	6
Highest Plus/Minus:	+3
Lowest Plus/Minus:	-4
Most penalty minutes – game:	19
Most penalty minutes – period:	19
Most ice time – forward (regulation game):	23:50
Most ice time – def. (regulation game):	28:50
Most ice time – forward (overtime game):	25:12
Most ice time – def. (overtime game):	29:57
Longest point scoring streak:	7
Longest goal-scoring streak:	3
Longest assist-scoring streak:	4
Most saves by a goalie – game:	41
Most saves by a goalie – period:	21

## 2019-20 SEASON

2x, MR: Z. Werenski, Dec. 31 vs. FLA	4
2x, MR: P. Dubois, Jan. 22 vs. WPG	5
7x, MR: P. Dubois, Jan. 22 vs. WPG	5
7x, MR: P. Dubois, 2nd period, Feb. 2 at MTL	3
8x, MR: R. Murray, 3rd period, Mar. 1 vs. VAN	3
21x, MR: Z. Werenski & R. Murray, 3rd period, Mar. 1 vs. VAN	3
31x, MR: Z. Werenski & E. Bemstrom, Mar. 1 vs. VAN	3
<b>3x, MR: G. Nyquist &amp; Z. Werenski, Dec. 21 vs. NJD</b>	<b>1</b>
<b>O. Bjorkstrand, Dec. 5 vs. NYR</b>	<b>10</b>
2x, MR: Z. Werenski, 2nd period, Feb. 18 at PHI	7
16x, MR: S. Jones, Feb. 2 at MTL	+6
N. Foligno, Nov. 23 at WPG	-5
D. Savard, Dec. 16 vs. WSH	31
D. Savard, 3rd period, Dec. 16 vs. WSH	31
N. Foligno, Feb. 8 vs. COL	27:19
S. Jones, Nov. 5 vs. VGK	34:59
N. Foligno, Feb. 24 vs. OTT	27:43
S. Jones, Dec. 27 at WSH	33:18
Z. Werenski, Nov. 9-23	13
4x, MR: G. Nyquist, Mar. 1-7	7
5x, MR: P. Dubois, Jan. 19-Feb. 2	8
E. Merzlikins, Jan. 18 vs. NJD	52
E. Merzlikins, 1st period, Jan. 18 vs. NJD	25

## FRANCHISE RECORD

G. Sanderson, Mar. 29, 2003 at CGY	4
2x, MR: A. Panarin, Dec. 8, 2017 at NJD	5
5x, MR: A. Panarin, Dec. 8, 2017 at NJD	5
3x, MR: J. Carter, 1st period, Dec. 22, 2011 at NSH	3
13x, MR: A. Panarin, 1st period, Mar. 30, 2019 at NSH	3
37x, MR: A. Panarin, 1st period, Mar. 30, 2019 at NSH	3
B. Berard, Jan. 9, 2006 at PHX	1
<b>119x, MR: G. Nyquist &amp; Z. Werenski, Dec. 21, 2019 vs. NJD</b>	<b>1</b>
<b>11x, MR: O. Bjorkstrand, Dec. 5, 2019 vs. NYR</b>	<b>10</b>
2x, MR: C. Atkinson, 3rd period, Nov. 8, 2014 vs. TBL	7
A. Wennberg, Mar. 27, 2018 at EDM	+6
4x, MR: B. Dubinsky, Oct. 13, 2016 vs. BOS	-5
D. Westcott, Apr. 13, 2006 vs. STL	31
D. Westcott, 2nd period, Apr. 13, 2006 vs. STL	31
R. Whitney, Oct. 14, 2002 vs. PHX	27:19
J. Johnson, Feb. 2, 2013 vs. DET	34:59
D. Vyborny, Dec. 8, 2005 vs. NYI	27:43
D. Quint, Nov. 21, 2001 vs. Detroit	33:18
R. Johansen, Dec. 18, 2014 - Jan. 17, 2015	13
2x, MR: C. Atkinson, Nov. 10-24, 2018 (9G)	7
R. Umberger, Nov. 10-26, 2010 (8A)	8
S. Bobrovsky, Dec. 4, 2014 at FLA, 55 shots	52
2x, MR: S. Bobrovsky, 3rd period, Nov. 1 at SJS	25

## MISCELLANEOUS

Fastest goal to start – game:	0:14	G. Nyquist, Nov. 7 at ARI	0:10
Fastest goal to start allowed – game:	0:18	E. Dadonov, Dec. 7 at FLA	0:08
Fastest goal to start – period:	0:14	G. Nyquist, 1st period, Nov. 7 at ARI	0:10
Fastest goal to start allowed – period:	0:18	E. Dadonov, 1st period, Dec. 7 at FLA	0:08
Fastest two goals:	0:16	J. Lilja 11:58 (2nd) & N. Foligno 12:14 (2nd), Jan. 18 vs. NJD	0:08
Fastest two goals against:	0:26	B. Schenn 12:07 (2nd) & O. Sundqvist 12:33 (2nd), Nov. 1 at STL	0:05
Fastest three goals:	3:34	C. Atkinson 8:40 (2nd), J. Lilja 11:58 (2nd) & N. Foligno 12:14 (2nd), Jan. 18 vs. NJD	0:51
Fastest three goals against:	3:32	S. Gostisbehere 10:52 (3rd), J. van Riemsdyk 12:37 (3rd) & K. Hayes 14:24 (3rd), Oct. 26 at PHI	1:15

**Bold indicates player record set this season**  
***Bold italics indicates tied player record this season***



# INJURY REPORT

The Blue Jackets lost 419 man games due to injury in 2019-20, which led the NHL and was the second-most in a single season in club history... The man games missed totals for the club's previous seasons were – **2018-19:** 88; **2017-18:** 224; **2016-17:** 210; **2015-16:** 298; **2014-15:** 508; **2013-14:** 297; **2012-13:** 137; **2011-12:** 411; **2010-11:** 244; **2009-10:** 275; **2008-09:** 343; **2007-08:** 233; **2006-07:** 290; **2005-06:** 289; **2003-04:** 213; **2002-03:** 199; **2001-02:** 155 and **2000-01:** 176.

Player	Injury	Date of Injury/First Game Missed	First Game Back From Injury	Games Missed
Josh Anderson	Upper Body	Oct. 7 vs. BUF	Oct. 21 at TOR	6
	Shoulder	Dec. 16 vs. WSH		38
Cam Atkinson	Ankle	Dec. 21 vs. NJD	Jan. 16 vs. CAR	12
	Lower Body	Feb. 10 vs. TBL		14
Emil Bemstrom	Upper Body	Dec. 9 at WSH	Jan. 4 vs. SJS (healthy extra)	12
Oliver Bjorkstrand	Rib/Oblique	Dec. 23 at NYI	Jan. 19 at NYR	13
	Ankle	Feb. 22 vs. NSH		8
Brandon Dubinsky	Wrist	Oct. 4 vs. TOR		70
Liam Foudy	Upper Body	Oct. 4 vs. TOR	Oct. 16 vs. DAL (assigned prior)	5
Nathan Gerbe	Groin	Mar. 1 vs. VAN		4
Seth Jones	Ankle	Feb. 10 vs. TBL		14
Joonas Korpi	Knee	Dec. 31 vs. FLA	Feb. 24 vs. OTT	24
Dean Kukan	Knee	Jan. 4 vs. SJS		29
Elvis Merzlikins	Upper Body	Feb. 25 at MIN	Mar. 7 at EDM (backup)	4
Sonny Milano	Upper Body	Dec. 16 vs. WSH	Jan. 2 at BOS	8
Ryan Murray	Upper Body	Oct. 19 vs. NYI	Oct. 21 at TOR	1
	Broken Hand	Oct. 30 vs. EDM	Nov. 12 at MTL	6
	Lower Body	Nov. 15 vs. STL	Nov. 19	1
	Lower Body	Dec. 16 vs. WSH	Mar. 1 vs. VAN	34
Riley Nash	Lower Body	Mar. 7 at EDM	Mar. 8 at VAN	1
	Upper Body	Feb. 25 at MIN	Feb. 28 vs. MIN	1
Markus Nutivaara	Lower Body	Oct. 24 vs. CAR	Oct. 30 vs. EDM	2
	Upper Body	Nov. 7 at ARI	Jan. 6 at LAK	27
Andrew Peeke	Broken Finger	Dec. 19 vs. LAK	Jan. 16 vs. CAR (assigned prior)	13
David Savard	Illness	Dec. 19 vs. LAK	Dec. 23 at NYI	2
Kole Sherwood	Oblique	Nov. 12 at MTL	Dec. 19 vs. LAK (assigned prior)	17
Alexandre Texier	Knee	Oct. 30 vs. EDM	Nov. 7 at ARI	4
	Back	Jan. 2 at BOS		30
Alexander Wennberg	Upper Body	Feb. 4 vs. FLA	Feb. 28 vs. MIN	12
Zach Werenski	Shoulder	Dec. 3 vs. ARI	Dec. 17 at DET	7

**TOTAL MAN GAMES MISSED: 419**

# 2019-20 TRANSACTIONS



DATE	TRANSACTION	DATE	TRANSACTION
Oct. 1, 2019	Placed C Brandon Dubinsky (wrist) on Injured Reserve and C Liam Foudy on Injured/Non-Roster list. Assigned LW Marko Dano and D Andrew Peeke to Cleveland (AHL).	Jan. 3, 2020	Placed D Dean Kukan (knee) on Injured Reserve.
Oct. 11, 2019	Placed RW Josh Anderson (upper body) on Injured Reserve retroactive to Oct. 5. Recalled LW Markus Hannikainen from Cleveland (AHL).	Jan. 4, 2020	Activated RW Emil Bemstrom off Injured Reserve.
Oct. 14, 2019	Activated C Liam Foudy off Injured/Non-Roster list and loaned him to London (OHL).	Jan. 5, 2020	Activated D Markus Nutivaara off Injured Reserve.
Oct. 19, 2019	Assigned LW Markus Hannikainen to Cleveland (AHL).	Jan. 15, 2020	Activated RW Cam Atkinson and D Andrew Peeke off Injured Reserve. Assigned Peeke, D Gabriel Carlsson, G Matiss Kivlenieks and C Ryan MacInnis to Cleveland (AHL) and recalled G Veini Vehvilainen from AHL club.
Oct. 21, 2019	Activated RW Josh Anderson off Injured Reserve.	Jan. 16, 2020	Recalled D Adam Clendening and G Matiss Kivlenieks from Cleveland (AHL) and assigned G Veini Vehvilainen to AHL club.
Oct. 28, 2019	Placed D Ryan Murray and LW Alexandre Texier on Injured Reserve.	Jan. 19, 2020	Activated RW Oliver Bjorkstrand off Injured Reserve and assigned C Kevin Stenlund to Cleveland (AHL).
Oct. 31, 2019	Recalled LW Markus Hannikainen from Cleveland (AHL).	Jan. 23, 2020	Assigned D Adam Clendening and G Matiss Kivlenieks to Cleveland (AHL).
Nov. 2, 2019	Recalled RW Kole Sherwood from Cleveland (AHL) and assigned LW Jakob Lilja to AHL club.	Jan. 27, 2020	Signed LW Eric Robinson to a two-year contract extension through 2021-22 NHL season.
Nov. 6, 2019	Assigned LW Markus Hannikainen to Cleveland (AHL).	Jan. 29, 2020	Recalled G Matiss Kivlenieks from Cleveland (AHL).
Nov. 6, 2019	Activated LW Alexandre Texier off Injured Reserve, recalled D Adam Clendening and G Matiss Kivlenieks from Cleveland (AHL) and assigned G Elvis Merzlikins to AHL club.	Feb. 1, 2020	Recalled D Andrew Peeke from Cleveland (AHL).
Nov. 10, 2019	Placed D Markus Nutivaara (upper body) on Injured Reserve retroactive to Nov. 5. Recalled G Elvis Merzlikins and LW Eric Robinson from Cleveland (AHL). Assigned G Matiss Kivlenieks to AHL club.	Feb. 2, 2020	Signed LW Nathan Gerbe to two-year, two-way NHL/AHL contract extension through 2021-22 season.
Nov. 12, 2019	Activated D Ryan Murray off Injured Reserve and assigned D Adam Clendening to Cleveland (AHL).	Feb. 5, 2020	Assigned G Matiss Kivlenieks, LW Jakob Lilja and D Andrew Peeke from Cleveland (AHL).
Nov. 14, 2019	Placed RW Kole Sherwood (oblique) on Injured Reserve and recalled LW Markus Hannikainen from Cleveland (AHL).	Feb. 6, 2020	Recalled G Matiss Kivlenieks, D Andrew Peeke and C Kevin Stenlund from Cleveland (AHL).
Nov. 20, 2019	Assigned LW Markus Hannikainen to Cleveland (AHL).	Feb. 7, 2020	Signed D Dean Kukan to two-year contract extension through 2021-22 NHL season.
Nov. 26, 2019	Recalled G Matiss Kivlenieks from Cleveland (AHL) and assigned G Elvis Merzlikins to AHL club.	Feb. 8, 2020	Assigned C Ryan MacInnis to Cleveland (AHL).
Nov. 27, 2019	Recalled G Elvis Merzlikins from Cleveland (AHL) and assigned G Matiss Kivlenieks to AHL club.	Feb. 10, 2020	Placed D Seth Jones (ankle) on Injured Reserve, recalled D Gabriel Carlsson and added F Liam Foudy to roster on emergency recall from London (OHL).
Dec. 2, 2019	Recalled D Andrew Peeke from Cleveland (AHL).	Feb. 10, 2020	Assigned D Gabriel Carlsson to Cleveland (AHL) and C Liam Foudy to London (OHL).
Dec. 6, 2019	Placed D Zach Werenski (shoulder) on Injured Reserve retroactive to Nov. 30.	Feb. 12, 2020	Recalled D Gabriel Carlsson from Cleveland (AHL).
Dec. 15, 2019	Placed RW Emil Bemstrom (rib) on Injured Reserve. Added LW Marko Dano and C Kevin Stenlund to the roster on emergency recall from Cleveland (AHL).	Feb. 12, 2020	Added F Liam Foudy to roster on emergency recall from London (OHL).
Dec. 17, 2019	Activated D Zach Werenski off Injured Reserve and placed RW Josh Anderson (shoulder) on Injured Reserve.	Feb. 14, 2020	Recalled LW Jakob Lilja from Cleveland (AHL) and assigned F Liam Foudy to London (OHL).
Dec. 18, 2019	Activated RW Kole Sherwood off Injured Reserve and assigned to Cleveland (AHL).	Feb. 16, 2020	Placed RW Cam Atkinson (ankle) on Injured Reserve and recalled RW Kole Sherwood from Cleveland (AHL).
Dec. 19, 2019	Placed D Andrew Peeke (broken finger) on Injured Reserve and added D Gabriel Carlsson to roster on emergency recall from Cleveland (AHL).	Feb. 19, 2020	Loaned Korpisalo for conditioning purposes and assigned Sherwood to Cleveland (AHL).
Dec. 20, 2019	Placed D Ryan Murray (lower body) on Injured Reserve. Assigned LW Marko Dano to Cleveland (AHL).	Feb. 19, 2020	Signed Stefan Matteau to a two-year, two-way NHL/AHL contract through 2020-21.
Dec. 20, 2019	Recalled LW Jakob Lilja and added C Ryan MacInnis to the roster on emergency recall from Cleveland (AHL).	Feb. 21, 2020	Added F Calvin Thurkauf to the roster on emergency recall from Cleveland (AHL) and assigned D Gabriel Carlsson to AHL club.
Dec. 22, 2019	Placed RW Oliver Bjorkstrand (rib/oblique) on Injured Reserve. Added LW Nathan Gerbe to roster on emergency recall from Cleveland (AHL).	Feb. 21, 2020	Recalled D Gabriel Carlsson from Cleveland (AHL).
Dec. 23, 2019	Assigned LW Jakob Lilja, C Ryan MacInnis and D Gabriel Carlsson to Cleveland (AHL).	Feb. 22, 2020	Recalled G Joonas Korpisalo from conditioning assignment with Cleveland (AHL) and activated off Injured Reserve. Assigned G Matiss Kivlenieks and F Calvin Thurkauf to AHL club.
Dec. 26, 2019	Placed RW Cam Atkinson (ankle) on Injured Reserve. Recalled LW Jakob Lilja and added C Ryan MacInnis as well as D Gabriel Carlsson and D Adam Clendening to roster on emergency recall from Cleveland (AHL).	Feb. 23, 2020	Acquired C Devin Shore from Anaheim in exchange for LW Sonny Milano.
Dec. 27, 2019	Assigned D Adam Clendening to Cleveland (AHL).	Feb. 24, 2020	Acquired a conditional seventh round pick in the 2020 NHL Draft from Arizona in exchange for LW Markus Hannikainen.
Dec. 30, 2019	Added G Matiss Kivlenieks to the roster on emergency recall from Cleveland (AHL).	Feb. 24, 2020	Added F Calvin Thurkauf to the roster on emergency recall from Cleveland (AHL).
Jan. 1, 2020	Placed F Alexandre Texier (lumbar stress fracture) on Injured Reserve. Added C Justin Scott to roster on emergency recall from Cleveland (AHL).	Feb. 24, 2020	Added G Matiss Kivlenieks to the roster on emergency recall from Cleveland (AHL).
Jan. 3, 2020	Assigned C Justin Scott to Cleveland (AHL).	Feb. 29, 2020	Recalled C Ryan MacInnis from Cleveland (AHL).
		Feb. 29, 2020	Activated D Ryan Murray off Injured Reserve.
		Mar. 4, 2020	Signed D Jake Christiansen to a three-year entry level contract beginning in 2020-21.
		Mar. 8, 2020	Assigned G Matiss Kivlenieks to Cleveland (AHL).
		Jun. 18, 2020	Activated D Seth Jones and D Dean Kukan off Injured Reserve.



# GAME-BY-GAME RESULTS

GM	DATE	OPPONENT	DEC	RECORD	SCORE	CBJ GOALS	GWG	PP	PK	SF-SA	W-GOALIE	L-GOALIE	ATT
1	Oct. 4	TOR	L	00-01-00	1-4	13p	Ceci	1-5	3-5	29-29	Andersen	Korpisalo	18,776+
2	Oct. 5	at PIT	L	00-02-00	2-7	8,14	McCann	0-1	3-4	30-40	Murray	Merzlikins	18,595
3	Oct. 7	BUF	W*	01-02-00	4-3	28,13p,71p,42	Texier	2-3	2-4	44-18	Korpisalo	Ullmark	14,618
4	Oct. 11	ANA	L	01-03-00	1-2	18	Fowler	0-3	1-1	27-23	Miller	Korpisalo	15,368
5	Oct. 12	at CAR	W	02-03-00	3-2	65,28,18	Dubois	0-3	3-3	35-32	Korpisalo	Reimer	16,224
6	Oct. 16	DAL	W	03-03-00	3-2	8,10,22	Milano	0-3	2-2	35-32	Korpisalo	Bishop	14,683
7	Oct. 18	at CHI	O*	03-03-01	2-3	18,65	Toews	0-4	3-4	39-33	Lehner	Merzlikins	21,518
8	Oct. 19	NYI	O*	03-03-02	2-3	3,38	Nelson	0-1	0-0	36-34	Greiss	Korpisalo	15,276
9	Oct. 21	at TOR	W*	04-03-02	4-3	20s,18,10p,14	Nyquist	1-5	2-2	38-31	Korpisalo	Andersen	18,898
10	Oct. 24	CAR	W*	05-03-02	4-3	42,27,22,13	Atkinson	0-2	3-3	31-24	Korpisalo	Mrazek	15,398
11	Oct. 26	at PHI	L	05-04-02	4-7	38,18,38,77	Hayes	0-5	2-4	26-46	Elliott	Korpisalo	17,840
12	Oct. 30	EDM	L	05-05-02	1-4	8p	Draisaitl	1-3	4-5	24-31	Smith	Korpisalo	14,193
13	Nov. 1	at STL	O*	05-05-03	3-4	18,22,28p	Perron	1-3	2-4	30-27	Binnington	Merzlikins	18,096
14	Nov. 2	CGY	L	05-06-03	0-3		Monahan	0-3	2-2	43-29	Rittich	Korpisalo	15,618
15	Nov. 5	VGK	L	05-07-03	1-2	38	Smith	0-4	3-3	30-25	Fleury	Korpisalo	15,435
16	Nov. 7	at ARI	W	06-07-03	3-2	14,52p,28	Bjorkstrand	1-4	3-3	33-32	Korpisalo	Kuemper	12,115
17	Nov. 9	at COL	L	06-08-03	2-4	52p,8	Makar	1-4	1-2	41-36	Francouz	Korpisalo	18,070
18	Nov. 12	at MTL	O**	06-08-04	2-3	50,8	Drouin	0-3	2-2	35-32	Price	Merzlikins	20,758
19	Nov. 15	STL	W*	07-08-04	3-2	44,18,8p	Werenski	1-3	2-3	39-27	Korpisalo	Allen	18,505+
20	Nov. 19	MTL	W	08-08-04	5-2	50,18,52,38p,18	Bemstrom	1-2	2-2	26-32	Korpisalo	Price	14,118
21	Nov. 21	DET	W	09-08-04	5-4	42,13p,28p,38,50	Robinson	2-5	3-3	37-26	Korpisalo	Howard	14,417
22	Nov. 23	at WPG	L	09-09-04	3-4	18p,3p,14p	Copp	3-5	3-3	35-31	Hellebuyck	Merzlikins	15,325
23	Nov. 25	OTT	W	10-09-04	1-0	28	Bjorkstrand	0-3	2-2	19-25	Korpisalo	Anderson	14,730
24	Nov. 27	PHI	L	10-10-04	2-3	71,3	Giroux	0-1	4-5	30-22	Elliott	Korpisalo	14,975
25	Nov. 29	PIT	W	11-10-04	5-2	14,71,14p,71p,14	Nyquist	2-4	4-4	30-31	Korpisalo	Jarry	17,402
26	Nov. 30	at NYI	L	11-11-04	0-2		Lee	0-1	0-0	39-27	Greiss	Merzlikins	13,433
27	Dec. 3	ARI	L	11-12-04	2-4	46p,42	Crouse	1-3	0-1	35-28	Kuemper	Korpisalo	14,455
28	Dec. 5	NYR	L	11-13-04	2-3	13,3	Panarin	0-5	1-2	47-19	Georgiev	Korpisalo	15,785
29	Dec. 7	at FLA	L	11-14-04	1-4	44	Brown	0-3	3-4	34-27	Bobrovsky	Merzlikins	11,640
30	Dec. 9	at WSH	W	12-14-04	5-2	13,27,20,28,13	Nash	0-5	3-3	38-39	Korpisalo	Holtby	18,573
31	Dec. 12	at PIT	O*	12-14-05	0-1		Rust	0-1	2-3	17-32	Jarry	Korpisalo	18,415
32	Dec. 14	at OTT	O*	12-14-06	3-4	13,42,42	Duclair	0-4	2-3	41-27	Nilsson	Korpisalo	11,020
33	Dec. 16	WSH	W	13-14-06	3-0	50,28,28	Robinson	0-2	4-4	21-30	Korpisalo	Holtby	16,602
34	Dec. 17	at DET	W	14-14-06	5-3	13,28,11p,18,14	Dubois	1-2	2-3	39-21	Korpisalo	Bernier	17,639
35	Dec. 19	LAK	W*	15-14-06	3-2	8p,38,18	Dubois	1-4	2-2	28-25	Korpisalo	Campbell	17,117
36	Dec. 21	NJD	W	16-14-06	5-1	28,28,44,8s,14s	Bjorkstrand	0-5	3-3	40-22	Korpisalo	Senn	17,188
37	Dec. 23	at NYI	W	17-14-06	3-2	11p,24,44	Gavrikov	1-2	2-2	35-37	Korpisalo	Greiss	13,917
38	Dec. 27	at WSH	O*	17-14-07	1-2	15	Oshie	0-2	4-5	28-36	Samsonov	Korpisalo	18,573
39	Dec. 29	CHI	O**	17-14-08	2-3	20,18	Kane	0-3	4-5	33-30	Lehner	Merzlikins	18,544+
40	Dec. 31	FLA	W	18-14-08	4-1	8,38p,8,8	Jenner	1-3	2-2	28-37	Merzlikins	Bobrovsky	18,977+
41	Jan. 2	at BOS	W*	19-14-08	2-1	22,18	Dubois	0-2	1-2	33-26	Merzlikins	Rask	17,850
42	Jan. 4	SJS	L	19-15-08	2-3	8,8	Labanc	0-2	1-1	23-28	Dell	Merzlikins	18,874+
43	Jan. 6	at LAK	W	20-15-08	4-2	24,4,11,14	Stenlund	0-1	0-0	24-37	Merzlikins	Quick	14,964
44	Jan. 7	at ANA	W	21-15-08	4-3	50,24,8p,8	Werenski	1-3	2-2	27-40	Merzlikins	Miller	16,153
45	Jan. 9	at SJS	L	21-16-08	1-3	22	Thornton	0-2	2-3	31-33	Dell	Merzlikins	17,085
46	Jan. 11	at VGK	W	22-16-08	3-0	52p,18,10	Bemstrom	1-2	3-3	22-27	Merzlikins	Fleury	18,400
47	Jan. 14	BOS	W	23-16-08	3-0	10,11p,20	Wennberg	1-2	4-4	27-34	Merzlikins	Halak	17,349
48	Jan. 16	CAR	W	24-16-08	3-2	52,13,71	Foligno	0-2	1-1	18-34	Merzlikins	Mrazek	17,900
49	Jan. 18	NJD	W	25-16-08	5-0	13,13,15,71,10	Atkinson	0-2	3-3	31-41	Merzlikins	Schneider	18,680+
50	Jan. 19	at NYR	W	26-16-08	2-1	28,28	Bjorkstrand	0-1	0-0	31-32	Kivlenieks	Shesterkin	17,423
51	Jan. 22	WPG	W	27-16-08	4-3	3,28,14p,28	Bjorkstrand	1-1	1-2	29-30	Merzlikins	Brossoit	18,425+
52	Feb. 1	at BUF	O*	27-16-09	1-2	28	Eichel	0-2	0-0	23-24	Hutton	Kivlenieks	17,650
53	Feb. 2	at MTL	W	28-16-09	4-3	44,18,18,14	Nyquist	0-2	2-2	27-30	Merzlikins	Price	21,302
54	Feb. 4	FLA	W*	29-16-09	1-0	8	Werenski	0-1	2-2	45-32	Merzlikins	Bobrovsky	17,811
55	Feb. 7	DET	W	30-16-09	2-0	8,38	Werenski	0-3	2-2	44-16	Merzlikins	Howard	18,978+
56	Feb. 8	COL	L	30-17-09	1-2	3p	MacKinnon	1-5	2-2	32-22	Grubauer	Merzlikins	19,022+
57	Feb. 10	TBL	O*	30-17-10	1-2	28	Kucherov	0-3	3-3	32-30	McElhinney	Merzlikins	17,131
58	Feb. 13	at BUF	O*	30-17-11	3-4	24,38,65	Olofsson	0-1	0-1	31-27	Hutton	Kivlenieks	16,923
59	Feb. 14	NYR	L	30-18-11	1-3	28	Kreider	0-2	3-3	37-28	Georgiev	Merzlikins	18888+
60	Feb. 16	at NJD	O**	30-18-12	3-4	2,8,11	Bratt	0-2	0-0	55-26	Blackwood	Merzlikins	16,514
61	Feb. 18	at PHI	L	30-19-12	1-5	28p	Couturier	1-3	0-1	29-15	Hart	Merzlikins	18,273
62	Feb. 20	PHI	O*	30-19-13	3-4	28,71,23	Hayes	0-3	0-1	31-33	Elliott	Merzlikins	18,365+
63	Feb. 22	at NSH	O**	30-19-14	3-4	38,50,52p	Grimaldi	1-2	1-1	43-36	Saros	Merzlikins	17,549
64	Feb. 24	OTT	W*	31-19-14	4-3	71,71,23,52	Bemstrom	0-1	0-1	45-33	Korpisalo	Hogberg	17,518
65	Feb. 25	at MIN	L	31-20-14	4-5	71,52,18,8	Fiala	0-2	1-1	28-40	Stalock	Kivlenieks	17,057
66	Feb. 28	MIN	L	31-21-14	0-5		Eriksson Ek	0-2	2-3	24-26	Stalock	Korpisalo	18,955+
67	Mar. 1	VAN	W	32-21-14	5-3	11,20,8p,52p,14	Bemstrom	2-2	2-3	35-39	Korpisalo	Domingue	18,378+
68	Mar. 4	at CGY	O*	32-21-15	2-3	74,14	Brodie	0-1	1-1	22-37	Talbot	Korpisalo	18,696
69	Mar. 7	at EDM	L	32-22-15	1-4	14	Jones	0-3	1-1	46-24	Koskinen	Korpisalo	17,085
70	Mar. 8	at VAN	W	33-22-15	2-1	52,50	Robinson	0-2	3-3	22-27	Merzlikins	Demko	18,871
71	Mar. 12	PIT											
72	Mar. 14	NSH											
73	Mar. 16	at BOS											
74	Mar. 19	WSH											
75	Mar. 21	at TOR											
76	Mar. 23	at NJD											
77	Mar. 24	at NYR											
78	Mar. 27	at TBL											
79	Mar. 28	at DAL											
80	Mar. 30	NYI											
81	Apr. 2	TBL											
82	Apr. 3	at CAR											

GAMES CANCELLED DUE TO COVID-19 PANDEMIC - SEASON DECLARED FINAL





# 2019-20 CBJ PERSONNEL



<b>Forwards (22)</b>		<b>Ht.</b>	<b>Wt.</b>	<b>DOB</b>	<b>Birthplace</b>	<b>Shot</b>	<b>'19-20 Club</b>	<b>League</b>	<b>GP</b>	<b>G</b>	<b>A</b>	<b>Pts.</b>	<b>+/-</b>	<b>PIM</b>
77	Anderson, Josh	6-3	222	5-7-94	Burlington, Ontario	R	COLUMBUS	NHL	26	1	3	4	-8	17
13	Atkinson, Cam	5-8	175	6-5-89	Riverside, Connecticut	R	COLUMBUS	NHL	44	12	14	26	2	6
52	Bemstrom, Emil *	6-0	190	6-1-99	Nykoping, Sweden	R	COLUMBUS	NHL	56	10	10	20	-10	8
28	Bjorkstrand, Oliver	6-0	177	4-10-95	Herning, Denmark	R	COLUMBUS	NHL	49	21	15	36	8	12
56	Dano, Marko	5-11	201	11-30-94	Eisenstadt, Austria	L	COLUMBUS	NHL	3	0	0	0	-1	2
							Cleveland	AHL	46	4	15	19	-9	86
18	Dubois, Pierre-Luc	6-3	218	6-24-98	Ste-Agathe-Des-Monts, Quebec	L	COLUMBUS	NHL	70	18	31	49	-2	49
71	Foligno, Nick	6-0	208	10-31-87	Buffalo, New York	L	COLUMBUS	NHL	67	10	21	31	-3	62
19	Foudy, Liam *	6-2	182	2-4-00	Scarborough, Ontario	L	COLUMBUS	NHL	2	0	1	1	1	0
							London	OHL	45	28	40	68	41	24
24	Gerbe, Nathan	5-4	169	7-24-87	Oxford, Michigan	L	COLUMBUS	NHL	30	4	6	10	-7	22
							Cleveland	AHL	30	8	17	25	-8	22
38	Jenner, Boone	6-2	208	6-15-93	Dorchester, Ontario	L	COLUMBUS	NHL	70	11	13	24	-14	36
49	MacInnis, Ryan *	6-4	200	2-14-96	St. Louis, Missouri	L	COLUMBUS	NHL	10	0	1	1	1	0
							Cleveland	AHL	45	7	23	30	6	22
23	Matteau, Stefan	6-2	220	2-23-94	Chicago, Illinois	L	COLUMBUS	NHL	9	2	1	3	0	5
							Cleveland	AHL	50	12	16	28	-11	41
20	Nash, Riley	6-2	185	5-9-89	Consort, Alberta	R	COLUMBUS	NHL	64	5	9	14	6	10
14	Nyquist, Gustav	5-11	179	9-1-89	Halmstad, Sweden	L	COLUMBUS	NHL	70	15	27	42	4	16
50	Robinson, Eric *	6-2	197	6-14-95	Bellmawr, New Jersey	L	COLUMBUS	NHL	50	7	5	12	10	12
							Cleveland	AHL	14	3	2	5	2	6
88	Sherwood, Kole *	6-1	212	1-22-97	New Albany, Ohio	R	COLUMBUS	NHL	3	0	0	0	0	2
							Cleveland	AHL	43	10	3	13	-15	54
74	Shore, Devin	6-1	206	7-19-94	Ajax, Ontario	L	ANAHEIM	NHL	39	4	6	10	-8	8
							COLUMBUS	NHL	6	1	1	2	-2	0
11	Stenlund, Kevin	6-4	209	9-20-96	Huddinge, Sweden	R	COLUMBUS	NHL	32	6	4	10	2	8
							Cleveland	AHL	33	6	12	18	-10	24
42	Texier, Alexandre *	6-1	192	9-13-99	Grenoble, France	L	COLUMBUS	NHL	36	6	7	3	3	10
48	Thurkauf, Calvin *	6-2	204	6-27-97	Zug, Switzerland	L	COLUMBUS	NHL	3	0	0	0	0	0
							Cleveland	AHL	53	9	17	26	1	37
10	Wennberg, Alexander	6-2	197	9-22-94	Stockholm, Sweden	L	COLUMBUS	NHL	57	5	17	22	-5	16

<b>Defense (11)</b>		<b>Ht.</b>	<b>Wt.</b>	<b>DOB</b>	<b>Birthplace</b>	<b>Shot</b>	<b>'19-20 Club</b>	<b>League</b>	<b>GP</b>	<b>G</b>	<b>A</b>	<b>Pts.</b>	<b>+/-</b>	<b>PIM</b>
53	Carlsson, Gabriel	6-5	192	1-2-97	Orebro, Sweden	L	COLUMBUS	NHL	6	0	0	0	-1	2
							Cleveland	AHL	41	2	10	12	13	14
6	Clendening, Adam	6-0	189	10-26-92	Niagara Falls, New York	R	Cleveland	AHL	55	7	34	41	-4	75
44	Gavrikov, Vladislav *	6-3	213	11-21-95	Yaroslavl, Russia	L	COLUMBUS	NHL	69	5	13	18	1	18
4	Harrington, Scott	6-2	204	3-10-93	Kingston, Ontario	L	COLUMBUS	NHL	39	1	7	8	-3	16
3	Jones, Seth	6-4	209	10-3-94	Arlington, Texas	R	COLUMBUS	NHL	56	6	24	30	10	20
46	Kukan, Dean	6-2	192	7-8-93	Volketswil, Switzerland	L	COLUMBUS	NHL	33	1	4	5	-9	12
27	Murray, Ryan	6-1	206	9-27-93	Regina, Saskatchewan	L	COLUMBUS	NHL	27	2	7	9	-9	4
65	Nutivaara, Markus	6-1	187	6-6-94	Oulu, Finland	L	COLUMBUS	NHL	37	3	6	9	2	4
2	Peeke, Andrew *	6-3	194	3-17-98	Parkland, Florida	R	COLUMBUS	NHL	22	1	2	3	1	4
							Cleveland	AHL	29	5	11	16	1	6
58	Savard, David	6-2	229	10-22-90	St. Hyacinthe, Quebec	R	COLUMBUS	NHL	68	0	11	11	-3	35
8	Werenski, Zach	6-2	212	7-19-97	Grosse Pointe, Michigan	L	COLUMBUS	NHL	63	20	21	41	9	10

<b>Goaltenders (4)</b>		<b>Ht.</b>	<b>Wt.</b>	<b>DOB</b>	<b>Birthplace</b>	<b>Catch</b>	<b>'19-20 Club</b>	<b>League</b>	<b>GP</b>	<b>MIN</b>	<b>W-L-OT</b>	<b>GAA</b>	<b>SV%</b>
80	Kivlenieks, Matiss *	6-2	178	8-26-96	Riga, Latvia	L	COLUMBUS	NHL	6	285	1-1-2	2.95	.898
							Cleveland	AHL	20	1,194	9-8-3	2.96	.904
70	Korpisalo, Joonas	6-3	191	4-28-94	Pori, Finland	L	COLUMBUS	NHL	37	2,126	19-12-5	2.60	.911
							Cleveland	AHL	1	62	1-0-0	1.95	.941
90	Merzlikins, Elvis *	6-3	181	4-13-94	Riga, Latvia	L	COLUMBUS	NHL	33	1,815	13-9-8	2.35	.923
							Cleveland	AHL	2	119	1-1-0	1.52	.949
31	Vehvilainen, Veini	6-0	181	2-13-97	Jyvaskyla, Finland	L	Cleveland	AHL	33	1,915	10-18-4	2.76	.901

\*rookie

## NUMERICAL ROSTER

2	Andrew Peeke	D	23	Stefan Matteau	LW	52	Emil Bemstrom	RW
3	Seth Jones	D	24	Nathan Gerbe	LW	53	Gabriel Carlsson	D
4	Scott Harrington	D	27	Ryan Murray	D	56	Marko Dano	LW
6	Adam Clendening	D	28	Oliver Bjorkstrand	RW	58	David Savard	D
8	Zach Werenski	D	31	Veini Vehvilainen	G	65	Markus Nutivaara	D
10	Alexander Wennberg	C	38	Boone Jenner	LW	70	Joonas Korpisalo	G
11	Kevin Stenlund	C	42	Alexandre Texier	C	71	Nick Foligno	F
13	Cam Atkinson	RW	44	Vladislav Gavrikov	D	74	Devin Shore	F
14	Gustav Nyquist	LW	46	Dean Kukan	D	77	Josh Anderson	RW
18	Pierre-Luc Dubois	C	48	Calvin Thurkauf	C	80	Matiss Kivlenieks	G
19	Liam Foudy	C	49	Ryan MacInnis	C	88	Kole Sherwood	RW
20	Riley Nash	C	50	Eric Robinson	LW	90	Elvis Merzlikins	G



# JOSH ANDERSON

# 77

**Position:** RIGHT WING **Shot:** RIGHT  
**Birthplace:** OAKVILLE, ONTARIO

**Ht.:** 6'3" **Wt.:** 222 **Born:** MAY 7, 1994  
**Resides:** TORONTO, ONTARIO

## 2019-20 STATISTICS

GP	G	A	PTS	+/-	PIM	PP	SH	GW	SHOTS	SPCT.	TOI	HITS	GVA	TKA	BKSHOTS
26	1	3	4	-8	17	0	0	0	63	1.6	16:04	68	12	9	13

**Games lost to injury:** 44... **Multi-point (goal) games:** 1 (0)... **Most Points:** 2 - Oct. 26 at Philadelphia... **Most Goals:** 1 - Oct. 26 at Philadelphia... **Most Assists:** 1 (3x) - Dec. 7 at Florida, most recent... **Most PIM:** 5 - Dec. 14 at Ottawa... **Most Shots:** 7 - Dec. 5 vs. NY Rangers... **TOI:** 20:48 - Nov. 2 vs. Calgary

## 2019-20 SEASON

- Missed 44 games due to injury, including the final 38 of the campaign due to a shoulder injury
- Posted six or more hits on four occasions, including a CBJ season-high nine on Dec. 12 at Pittsburgh
- Notched his first points of the campaign with a goal and an assist on Oct. 26 at Philadelphia

## CAREER HIGHLIGHTS

- Set career highs in goals, assists, points and hits (214) with 27-20-47 while playing in all 82 contests in 2018-19
- Led the team with a +25 plus/minus rating, which ranked sixth-T among NHL forwards in 2018-19 and was the second-best single season mark in club history (David Savard, +33 in 2016-17)
- Led the team in hits with 214, collecting hits in 76 of 80 games
- Registered 4-6-10 in eight contests from Mar. 9-24, 2019 and 7-5-12 and three game-winning goals in 13 games from Jan. 29-Feb. 23
- Set then-career highs in goals, points and shots (188) with 19-11-30 in 2017-18, finishing tied for the lead on the club in game-winning goals (five) and fifth in goals
- Tallied 3-4-7 during a career-best five-game point streak from Nov. 22-Dec. 1, 2017
- Finished second on the Jackets in shooting percentage (14.3) and third in even-strength goals (17) in 2016-17
- Posted his first career multi-goal/multi-point game with 2-1-3 on Nov. 4, 2016 vs. Montreal
- Collected 1-3-4 in 12 games with Columbus in 2015-16, including first career NHL goal on Jan. 9, 2016 vs. Carolina (Cam Ward)
- Finished second on Lake Erie (AHL) in goals, third in penalty minutes and plus/minus rating and fourth in points with 18-21-39, 108 penalty minutes and +14 in 58 games in 2015-16
- Notched 7-5-12 in 15 games to help Lake Erie capture the 2016 Calder Cup
- Suited up for Columbus and Springfield (AHL) in first professional season in 2014-15

- Made NHL debut on Jan. 16, 2015 vs. NY Rangers and posted first NHL point (assist) on Jan. 29, 2015 at Florida
- Tallied his first professional goal and added an assist for first multi-point game on Dec. 13, 2014 with Springfield at Norfolk (Ilya Bryzgalov)
- Made AHL debut with Springfield on Oct. 17, 2014 at Syracuse
- Represented Canada at the 2014 IIHF World Junior Championships
- Ranked fifth on London (OHL) in goals (27) and recorded career-high totals in goals and points (52) in 2013-14
- Recognized as the league's "hardest worker" by the OHL Western Conference Coaches Poll
- Won second-straight OHL title with Knights in 2012-13, finishing sixth on London in scoring and first-T in games played with 23-26-49 in 68 games
- Played his rookie season in the OHL with London in 2011-12, tallying five points in 19 playoff games to help the Knights capture the J. Ross Robertson Cup as OHL champions
- Finished second in the SCTA scoring race with 41-35-76 in 58 games played
- DRAFTED:** Columbus' fourth round pick, 95th overall, at the 2012 NHL Draft



## CAREER STATISTICS

YEAR	TEAM	LEAGUE	GP	TOI	G	A	PTS	+/-	PIM	PP	SH	GW	S	S%
2011-12	London	OHL	64	n/a	12	10	22	17	34	0	0	2	n/a	n/a
2012-13	London	OHL	68	n/a	23	26	49	10	77	5	2	4	n/a	n/a
2013-14	London	OHL	59	n/a	27	25	52	31	81	11	3	1	n/a	n/a
2014-15	Columbus	NHL	6	13:27	0	1	1	-1	2	0	0	0	10	0.0
	Springfield	AHL	52	n/a	7	10	17	1	76	1	1	1	79	8.9
2015-16	Columbus	NHL	12	10:42	1	3	4	0	2	0	0	0	11	9.1
	Lake Erie	AHL	58	n/a	18	21	39	14	108	2	2	3	140	15.0
2016-17	Columbus	NHL	78	12:01	17	12	29	12	89	0	0	3	119	14.3
2017-18	Columbus	NHL	63	18:02	19	11	30	-1	42	1	0	5	188	10.1
	Cleveland	AHL	1	n/a	0	0	0	-2	0	0	0	0	7	0.0
2018-19	Columbus	NHL	82	17:01	27	20	47	25	60	3	2	5	230	11.7
2019-20	Columbus	NHL	26	16:04	1	3	4	-8	17	0	0	0	63	1.6
<b>CBJ/NHL Totals</b>			<b>267</b>	<b>15:21</b>	<b>65</b>	<b>50</b>	<b>115</b>	<b>27</b>	<b>212</b>	<b>4</b>	<b>2</b>	<b>13</b>	<b>621</b>	<b>10.5</b>
<b>AHL Totals</b>			<b>111</b>	<b>...</b>	<b>25</b>	<b>31</b>	<b>56</b>	<b>15</b>	<b>184</b>	<b>3</b>	<b>3</b>	<b>4</b>	<b>226</b>	<b>11.1</b>
<b>OHL Totals</b>			<b>191</b>	<b>...</b>	<b>62</b>	<b>61</b>	<b>123</b>	<b>58</b>	<b>192</b>	<b>16</b>	<b>5</b>	<b>7</b>	<b>...</b>	<b>...</b>

## REGULAR SEASON

GP	TOI	G	A	PTS	+/-	PIM	PP	SH	GW	S	S%
267	15:21	65	50	115	27	212	4	2	13	621	10.5
111	...	25	31	56	15	184	3	3	4	226	11.1
191	...	62	61	123	58	192	16	5	7	...	...

## PLAYOFFS

GP	G	A	PTS	PIM
19	2	3	5	4
19	1	2	3	23
9	5	4	9	14
...	...	...	...	...
...	...	...	...	...
15	7	5	12	24
5	1	1	2	2
6	1	2	3	21
...	...	...	...	...
10	1	2	3	22
<b>21</b>	<b>3</b>	<b>5</b>	<b>8</b>	<b>43</b>
<b>15</b>	<b>7</b>	<b>5</b>	<b>12</b>	<b>45</b>
<b>47</b>	<b>8</b>	<b>9</b>	<b>17</b>	<b>41</b>



# GAME-BY-GAME STAT BREAKDOWN



Date	Opp.	G	A	Pts	+/-	PIM	Hits	Bks	PPG	PPA	SHG	SHA	GWG	OTG	Shifts	TOI	SOG	S%	FW	FL	FO%
Oct. 4	vs TOR	0	0	0	-1	2	2	2	0	0	0	0	0	0	24	16:54	6	0	0	0	-
Oct. 5	@ PIT	0	0	0	-3	2	2	0	0	0	0	0	0	0	19	16:01	0	-	0	0	-
Oct. 7	vs BUF	INJURED																			
Oct. 11	vs ANA	INJURED																			
Oct. 12	@ CAR	INJURED																			
Oct. 16	vs DAL	INJURED																			
Oct. 18	@ CHI	INJURED																			
Oct. 19	vs NYI	INJURED																			
Oct. 21	@ TOR	0	0	0	-1	0	2	0	0	0	0	0	0	0	21	18:02	0	-	0	0	-
Oct. 24	vs CAR	0	0	0	0	0	2	0	0	0	0	0	0	0	22	17:21	2	0.0	0	2	0.0
Oct. 26	@ PHI	1	1	2	0	0	2	2	0	0	0	0	0	0	25	16:59	3	33.3	1	1	50.0
Oct. 30	vs EDM	0	0	0	0	0	2	2	0	0	0	0	0	0	20	15:28	0	-	1	2	33.3
Nov. 1	@ STL	0	0	0	-1	0	0	0	0	0	0	0	0	0	21	18:01	3	0.0	0	0	-
Nov. 2	vs CGY	0	0	0	-1	0	3	0	0	0	0	0	0	0	22	20:48	2	0.0	0	0	-
Nov. 5	vs VGK	0	0	0	1	2	1	0	0	0	0	0	0	0	21	14:20	1	0.0	0	0	-
Nov. 7	@ ARI	0	0	0	0	0	6	0	0	0	0	0	0	0	21	18:05	4	0.0	0	0	-
Nov. 9	@ COL	0	0	0	-1	0	3	2	0	0	0	0	0	0	20	13:57	0	-	0	1	0.0
Nov. 12	@ MTL	0	0	0	-2	0	6	0	0	0	0	0	0	0	24	17:13	3	0.0	0	1	0.0
Nov. 15	vs STL	0	0	0	0	0	3	0	0	0	0	0	0	0	21	16:53	4	0.0	0	0	-
Nov. 19	vs MTL	0	0	0	1	0	3	0	0	0	0	0	0	0	20	16:19	2	0.0	1	1	50.0
Nov. 21	vs DET	0	0	0	1	0	1	0	0	0	0	0	0	0	21	14:36	2	0.0	0	0	-
Nov. 23	@ WPG	0	0	0	0	2	2	0	0	0	0	0	0	0	23	16:31	4	0.0	1	1	50.0
Nov. 25	vs OTT	0	0	0	0	0	1	0	0	0	0	0	0	0	19	13:55	2	0.0	0	0	-
Nov. 27	vs PHI	0	0	0	0	2	1	0	0	0	0	0	0	0	16	12:59	2	0.0	2	0	100.0
Nov. 29	vs PIT	0	1	1	0	2	3	2	0	0	0	0	0	0	23	17:56	5	0.0	0	0	-
Nov. 30	@ NYI	0	0	0	0	0	1	0	0	0	0	0	0	0	21	16:09	3	0.0	0	0	-
Dec. 3	vs ARI	0	0	0	-1	0	0	0	0	0	0	0	0	0	20	16:24	1	0.0	0	1	0.0
Dec. 5	vs NYR	0	0	0	1	0	2	0	0	0	0	0	0	0	18	14:49	7	0.0	0	0	-
Dec. 7	@ FLA	0	1	1	1	0	3	1	0	0	0	0	0	0	23	17:23	3	0.0	1	2	33.3
Dec. 9	@ WSH	0	0	0	-2	0	6	1	0	0	0	0	0	0	28	19:51	4	0.0	0	0	-
Dec. 12	@ PIT	0	0	0	0	0	9	1	0	0	0	0	0	0	21	15:31	0	-	0	0	-
Dec. 14	@ OTT	0	0	0	0	5	2	0	0	0	0	0	0	0	6	5:07	0	-	0	0	-
Dec. 16	vs WSH	INJURED																			
Dec. 17	@ DET	INJURED																			
Dec. 19	vs LAK	INJURED																			
Dec. 21	vs NJD	INJURED																			
Dec. 23	@ NYI	INJURED																			
Dec. 27	@ WSH	INJURED																			
Dec. 29	vs CHI	INJURED																			
Dec. 31	vs FLA	INJURED																			
Jan. 2	@ BOS	INJURED																			
Jan. 4	vs SJS	INJURED																			
Jan. 6	@ LAK	INJURED																			
Jan. 7	@ ANA	INJURED																			
Jan. 9	@ SJS	INJURED																			
Jan. 11	@ VGK	INJURED																			
Jan. 14	vs BOS	INJURED																			
Jan. 16	vs CAR	INJURED																			
Jan. 18	vs NJD	INJURED																			
Jan. 19	@ NYR	INJURED																			
Jan. 22	vs WPG	INJURED																			
Feb. 1	@ BUF	INJURED																			
Feb. 2	@ MTL	INJURED																			
Feb. 4	vs FLA	INJURED																			
Feb. 7	vs DET	INJURED																			
Feb. 8	vs COL	INJURED																			
Feb. 10	vs TBL	INJURED																			
Feb. 13	@ BUF	INJURED																			
Feb. 14	vs NYR	INJURED																			
Feb. 16	@ NJD	INJURED																			
Feb. 18	@ PHI	INJURED																			
Feb. 20	vs PHI	INJURED																			
Feb. 22	@ NSH	INJURED																			
Feb. 24	vs OTT	INJURED																			
Feb. 25	@ MIN	INJURED																			
Feb. 28	vs MIN	INJURED																			
Mar. 1	vs VAN	INJURED																			
Mar. 4	@ CGY	INJURED																			
Mar. 7	@ EDM	INJURED																			
Mar. 8	@ VAN	INJURED																			
<b>TOTALS</b>		<b>1</b>	<b>3</b>	<b>4</b>	<b>-8</b>	<b>17</b>	<b>68</b>	<b>13</b>	<b>0</b>	<b>0</b>	<b>0</b>	<b>0</b>	<b>0</b>	<b>0</b>	<b>540</b>	<b>16:04</b>	<b>63</b>	<b>1.59</b>	<b>7</b>	<b>12</b>	<b>36.8</b>



# CAM ATKINSON



**Position:** RIGHT WING **Shot:** RIGHT  
**Birthplace:** RIVERSIDE, CONNECTICUT

**Ht.:** 5'8" **Wt.:** 175 **Born:** JUNE 5, 1989  
**Resides:** UPPER ARLINGTON, OHIO

## 2019-20 STATISTICS

GP	G	A	PTS	+/-	PIM	PP	SH	GW	SHOTS	SPCT.	TOI	HITS	GVA	TKA	BKSHOTS
44	12	14	26	2	6	3	0	2	148	8.1	17:51	18	21	26	21

**Games lost to injury:** 26... **Multi-point (goal) games:** 5 (2)... **Most Points:** 3 - Jan. 18 vs. New Jersey... **Most Goals:** 2 (2x) - Jan. 18 vs. New Jersey, most recent... **Most Assists:** 1 (14x) - Jan. 18 vs. New Jersey, most recent... **Most PIM:** 2 (3x) - Dec. 16 vs. Washington, most recent... **Most Shots:** 8 - Feb. 7 vs. Detroit... **TOI:** 21:50 - Oct. 7 vs. Buffalo.

## 2019-20 SEASON

- Had back-to-back multi-point games with 1-1-2 on Jan. 16 vs. Carolina and 2-1-3 on Jan. 18 vs. New Jersey following a 12-game absence from Dec. 21-Jan. 14 due to an ankle injury
- Passed Fedor Tyutin for second place on the club's all-time games played list with his 554th career contest on Dec. 3 vs. Arizona
- Tallied a four-game assist streak from Nov. 7-15 (0-4-4) and had 2-9-11 in 14 outings from Oct. 21-Nov. 23

- Tallied 121st career goal on Apr. 9, 2017 at Toronto to move into second place on the Jackets' all-time goals list
- Set then-career highs in goals (27), assists (26), points (53), shorthanded goals (2), shots (226), TOI/game (17:47) and games played (81) in 2015-16
- Tallied 22-18-40 in 78 games with Columbus in 2014-15
- Recorded 21 goals and 40 points in 79 games and ranked second on the club in shots (216), third in goals and first-T in game-winning goals (5) in 2013-14
- Became the third rookie in franchise history to record a hat trick with three goals on Apr. 5, 2012 at Colorado (Semyon Varlamov-2, empty net-1)
- Scored the game-deciding shootout goal on Mar. 18, 2012 at Calgary on the first shootout attempt of his NHL career
- Finished the 2011-12 season ranked fourth in the AHL in power play goals (13) and 11th in goals (29) and led Springfield (AHL) in goals, power play goals and shorthanded goals (2, tied), while ranking third in points (44)
- Represented the United States at the 2012 IIHF World Championships
- Played three seasons at Boston College from 2008-11, finishing with 68-56-124 in 117 games
- Led Hockey East in goals and points and was second in the nation in goals in 2010-11 with 31-21-52 in 39 games
- Was a finalist for the Hobey Baker Award, named Hockey East First-Team All-Star and Hockey East Tournament MVP in 2010-11
- Led the nation in goals (30), ranked third-T in points (53) and was sixth-T in power play goals (11), while helping Boston College win the NCAA Championship (scored two goals in the championship game) in 2009-10
- Was named the NCAA Northeast Regional Most Outstanding Player and selected for the NCAA All-Tournament Team in 2009-10
- His first collegiate goal was the game-winning goal on Oct. 10, 2008 vs. Wisconsin during his freshman season

## CAREER HIGHLIGHTS

- Set career highs in goals, assists, points and ice time with 41-28-69 and 19:23 TOI/game in 80 outings in 2019-20
- Led the team and finished sixth-T in the NHL in goals, tying Rick Nash's single season record (2003-04)
- Became the sixth player in CBJ history to skate in 500 career games with the franchise on Feb. 12, 2019 vs. Washington
- Played in his second All-Star Game on Jan. 26, 2019 in San Jose
- Became the second player in CBJ history to record 20 goals in six-straight seasons (Rick Nash) with first career penalty shot goal on Dec. 20, 2018 vs. New Jersey (Mackenzie Blackwood)
- Registered a career-best 12-game point streak, the second-longest in franchise history (13, Ryan Johansen), from Nov. 10-Dec. 6, 2018 (13-7-20)
- Tied the franchise mark with goals in an NHL season-best seven-straight games (nine goals) from Nov. 10-24, 2018 (Geoff Sanderson, eight goals from Nov. 5-17, 2002)
- Finished second on CBJ in goals (24, tied) in 2017-18
- Had 9-9-18 in 16 March games, the second-most points (tied) in a single month in club history (Panarin, 25 in March 2018)
- Finished third among all skaters in the 2018 IIHF World Championships in goals and sixth-T in points with 7-4-11 in 10 contests and was named one of the USA's top three players after helping the country capture bronze medal
- Led Columbus in points for the second consecutive season in 2016-17, setting then-career highs in goals (35), assists (27) and points (62) and finished eighth-T in the NHL in goals

- DRAFTED:** Columbus' sixth-round pick, 157th overall, at the 2008 NHL Draft



## CAREER STATISTICS

YEAR	TEAM	LEAGUE	GP	TOI	G	A	PTS	+/-	PIM	PP	SH	GW	S	S%	GP	G	A	PTS	PIM
2008-09	Boston College	H-EAST	36	n/a	7	12	19	-5	28	3	1	2	85	8.2	...	...	...	...	...
2009-10	Boston College	H-EAST	42	n/a	30	23	53	26	30	11	2	2	170	17.6	...	...	...	...	...
2010-11	Boston College	H-EAST	39	n/a	31	21	52	21	28	8	4	5	177	17.5	...	...	...	...	...
	Springfield	AHL	5	n/a	3	2	5	2	0	1	0	1	14	21.4	...	...	...	...	...
2011-12	Columbus	NHL	27	15:23	7	7	14	1	14	1	0	0	66	10.6	...	...	...	...	...
	Springfield	AHL	51	n/a	29	15	44	5	31	13	2	4	172	16.9	...	...	...	...	...
2012-13	Columbus	NHL	35	15:35	9	9	18	9	4	1	0	1	91	9.9	6	1	2	3	0
	Springfield	NHL	33	n/a	17	21	38	7	14	6	1	5	115	14.8	...	...	...	...	...
2013-14	Columbus	NHL	79	15:47	21	19	40	-4	18	4	1	5	216	9.7	...	...	...	...	...
2014-15	Columbus	NHL	78	16:59	22	18	40	-2	22	7	1	7	212	10.4	...	...	...	...	...
2015-16	Columbus	NHL	81	17:48	27	26	53	-8	22	4	2	3	226	11.9	...	...	...	...	...
2016-17	Columbus	NHL	82	18:05	35	27	62	13	22	10	3	9	240	14.6	5	2	1	3	0
2017-18	Columbus	NHL	65	18:54	24	22	46	19	14	3	1	5	231	10.4	6	2	2	4	2
2018-19	Columbus	NHL	80	19:23	41	28	69	3	20	8	4	8	295	13.9	10	2	6	8	4
2019-20	Columbus	NHL	44	17:51	12	14	26	2	6	3	0	2	148	8.1	...	...	...	...	...
<b>CBJ/NHL Totals</b>			<b>571</b>	<b>17:33</b>	<b>198</b>	<b>170</b>	<b>368</b>	<b>33</b>	<b>142</b>	<b>41</b>	<b>12</b>	<b>40</b>	<b>1,725</b>	<b>11.5</b>	<b>27</b>	<b>7</b>	<b>11</b>	<b>18</b>	<b>6</b>
<b>AHL Totals</b>			<b>89</b>	...	<b>49</b>	<b>38</b>	<b>87</b>	<b>14</b>	<b>45</b>	<b>20</b>	<b>3</b>	<b>10</b>	<b>301</b>	<b>16.3</b>	...	...	...	...	...
<b>NCAA Totals</b>			<b>117</b>	...	<b>68</b>	<b>56</b>	<b>124</b>	<b>42</b>	<b>86</b>	<b>22</b>	<b>7</b>	<b>9</b>	<b>432</b>	<b>15.7</b>	...	...	...	...	...

## REGULAR SEASON

GP	TOI	G	A	PTS	+/-	PIM	PP	SH	GW	S	S%
36	n/a	7	12	19	-5	28	3	1	2	85	8.2
42	n/a	30	23	53	26	30	11	2	2	170	17.6
39	n/a	31	21	52	21	28	8	4	5	177	17.5
5	n/a	3	2	5	2	0	1	0	1	14	21.4
27	15:23	7	7	14	1	14	1	0	0	66	10.6
51	n/a	29	15	44	5	31	13	2	4	172	16.9
35	15:35	9	9	18	9	4	1	0	1	91	9.9
33	n/a	17	21	38	7	14	6	1	5	115	14.8
79	15:47	21	19	40	-4	18	4	1	5	216	9.7
78	16:59	22	18	40	-2	22	7	1	7	212	10.4
81	17:48	27	26	53	-8	22	4	2	3	226	11.9
82	18:05	35	27	62	13	22	10	3	9	240	14.6
65	18:54	24	22	46	19	14	3	1	5	231	10.4
80	19:23	41	28	69	3	20	8	4	8	295	13.9
44	17:51	12	14	26	2	6	3	0	2	148	8.1

## PLAYOFFS

GP	G	A	PTS	PIM
...	...	...	...	...
...	...	...	...	...
...	...	...	...	...
...	...	...	...	...
...	...	...	...	...
6	1	2	3	0
...	...	...	...	...
...	...	...	...	...
...	...	...	...	...
...	...	...	...	...
5	2	1	3	0
6	2	2	4	2
10	2	6	8	4
...	...	...	...	...
...	...	...	...	...
...	...	...	...	...
...	...	...	...	...
...	...	...	...	...





# EMIL BEMSTROM

# 52

**Position:** RIGHT WING **Shot:** RIGHT  
**Birthplace:** NYKOPING, SWEDEN

**Ht:** 6'0" **Wt:** 190 **Born:** JUNE 1, 1999  
**Resides:** NYKOPING, SWEDEN

## 2019-20 STATISTICS

GP	G	A	PTS	+/-	PIM	PP	SH	GW	SHOTS	SPCT.	TOI	HITS	GVA	TKA	BKSHOTS
56	10	10	20	-10	8	5	0	4	97	10.3	12:16	52	16	10	17

**Games lost to injury:** 12... **Multi-point (goal) games:** 1 (0)... **Most Points:** 2 - Nov. 19 vs. Montreal... **Most Goals:** 1 (10x) - Mar. 8 at Vancouver, most recent... **Most Assists:** 1 (10x) - Feb. 18 at Philadelphia... **Most PIM:** 2 (4x) - Mar. 8 at Vancouver, most recent... **Most Shots:** 6 - Oct. 18 at Chicago.. **TOI:** 19:42 - Mar. 7 at Edmonton

## 2019-20 SEASON

- Led Blue Jackets rookies in goals, points, power play goals (five), game-winning goals and shots and ranked second in assists
- Tied for the NHL lead among rookies in game-winning goals and ranked fourth-T in power play goals and seventh-T in goals
- Tallied five goals in the last eight games of the campaign, tied for first among NHL rookies in goals from Feb. 22-Mar. 11
- Collected points in four-straight outings from Jan. 11-18 (2-2-4)
- Had points in five-straight games from Nov. 7-19 (3-3-6) to tie the CBJ record for longest point streak by a rookie (sixth time)
- Notched his first career NHL goal on Nov. 7 at Arizona (Darcy Kuemper)
- Posted his first career point with an assist on Oct. 7 vs. Buffalo
- Made his NHL debut on Oct. 4 vs. Toronto
- Notched 1-1-2 for Sweden at 2017 IIHF U18 World Championships
- Played in five games with Leksands IF junior team in 2015-16
- Posted 18-22-40 with eight penalty minutes in 35 games for Leksands IF U18 team in the J18 Elit and Allsvenskan leagues in 2015-16
- Added 1-3-4 in five playoff contests in the Allsvenskan
- Ranked fourth-T in goals and fifth in scoring with 30-22-55 with 8 PIM in 25 games with Järna SK U16 (U16 Div.1) in 2013-
- **DRAFTED:** Columbus' fourth round pick, 117th overall, at the 2017 NHL Draft.

## CAREER HIGHLIGHTS

- Led the Swedish Hockey League in goals and power play goals with 23-12-35 and 10 PPGs in 47 games with Djurgårdens IF in 2018-19
- Captured the SHL's 2018-19 Rookie of the Year and Swedish Junior Hockey Player of the Year (Arets Junior) awards after leading all league rookies in goals, points and PPGs
- His 23 goals were tied for the third-most by a teenager in a season in league history, trailing only Kent Nilsson (28, 1975-76) and Elias Pettersson (24, 2017-18)
- Added 5-5-10 in 19 playoff games to help the club advance to the SHL final
- Was named a top three player for Sweden at the 2019 IIHF World Junior Championships after collecting 4-2-6 in five games
- Split 2017-18 campaign between Leksands IF men's (Allsvenskan) and junior (SuperElit) teams, recording 20-20-40 in 51 combined games
- Finished fourth-T on the Leksands IF men's team in points per game (30+ contests)
- Made his SHL debut with Leksands IF, skating in five contests in 2016-17
- Notched 21-12-33 with 35 penalty minutes in 28 games with Leksands IF junior team (SuperElit) and skated in three playoff games in 2016-17



## CAREER STATISTICS

YEAR	TEAM	LEAGUE	GP	TOI	G	A	PTS	+/-	PIM	PP	SH	GW	S	S%
2015-16	Leksands IF J02	SuperElit	5	n/a	0	0	0	1	2	n/a	n/a	n/a	n/a	n/a
	Leksands IF J18	J18 Elit	20	n/a	10	12	22	0	2	n/a	n/a	n/a	n/a	n/a
2016-17	Leksands IF	SHL	5	3:45	0	0	0	-1	0	0	0	0	0	0.0
	Leksands IF J20	SuperElit	28	n/a	21	12	33	3	35	n/a	n/a	n/a	n/a	n/a
2017-18	Leksands IF	Allsvenskan	33	n/a	8	7	15	8	33	n/a	n/a	n/a	n/a	n/a
	Leksands IF J20	SuperElit	18	n/a	12	13	25	0	12	n/a	n/a	n/a	n/a	n/a
2018-19	Djurgårdens IF	SHL	47	13:46	23	12	35	10	8	10	0	2	92	n/a
2019-20	Columbus	NHL	56	12:16	10	10	20	-10	8	5	0	4	97	10.3
<b>CBJ/NHL Totals</b>			<b>56</b>	<b>12:16</b>	<b>10</b>	<b>10</b>	<b>20</b>	<b>-10</b>	<b>8</b>	<b>5</b>	<b>0</b>	<b>4</b>	<b>97</b>	<b>10.3</b>
<b>SHL Totals</b>			<b>52</b>	<b>12:48</b>	<b>23</b>	<b>12</b>	<b>35</b>	<b>9</b>	<b>8</b>	<b>10</b>	<b>0</b>	<b>2</b>	<b>92</b>	<b>25.0</b>
<b>SuperElit</b>			<b>51</b>	...	<b>33</b>	<b>25</b>	<b>58</b>	<b>4</b>	<b>49</b>	...	...	...	...	...
<b>Sweden U18</b>			<b>7</b>	...	<b>1</b>	<b>1</b>	<b>2</b>	<b>0</b>	<b>2</b>	...	...	...	...	...

## REGULAR SEASON

GP	TOI	G	A	PTS	+/-	PIM	PP	SH	GW	S	S%
5	n/a	0	0	0	1	2	n/a	n/a	n/a	n/a	n/a
20	n/a	10	12	22	0	2	n/a	n/a	n/a	n/a	n/a
5	3:45	0	0	0	-1	0	0	0	0	0	0.0
28	n/a	21	12	33	3	35	n/a	n/a	n/a	n/a	n/a
33	n/a	8	7	15	8	33	n/a	n/a	n/a	n/a	n/a
18	n/a	12	13	25	0	12	n/a	n/a	n/a	n/a	n/a
47	13:46	23	12	35	10	8	10	0	2	92	n/a
56	12:16	10	10	20	-10	8	5	0	4	97	10.3
<b>56</b>	<b>12:16</b>	<b>10</b>	<b>10</b>	<b>20</b>	<b>-10</b>	<b>8</b>	<b>5</b>	<b>0</b>	<b>4</b>	<b>97</b>	<b>10.3</b>
<b>52</b>	<b>12:48</b>	<b>23</b>	<b>12</b>	<b>35</b>	<b>9</b>	<b>8</b>	<b>10</b>	<b>0</b>	<b>2</b>	<b>92</b>	<b>25.0</b>
<b>51</b>	...	<b>33</b>	<b>25</b>	<b>58</b>	<b>4</b>	<b>49</b>	...	...	...	...	...
<b>7</b>	...	<b>1</b>	<b>1</b>	<b>2</b>	<b>0</b>	<b>2</b>	...	...	...	...	...

## PLAYOFFS

GP	G	A	PTS	PIM
...	...	...	...	...
3	0	0	0	0
19	5	5	10	2
<b>19</b>	<b>5</b>	<b>5</b>	<b>10</b>	<b>2</b>
<b>3</b>	<b>0</b>	<b>0</b>	<b>0</b>	<b>0</b>
...	...	...	...	...





# OLIVER BJORKSTRAND

# 28

**Position:** RIGHT WING **Shot:** RIGHT  
**Birthplace:** HERNING, DENMARK

**Ht:** 6'0" **Wt:** 177 **Born:** APR. 10, 1995  
**Resides:** HERNING, DENMARK

## 2019-20 STATISTICS

GP	G	A	PTS	+/-	PIM	PP	SH	GW	SHOTS	SPCT.	TOI	HITS	GVA	TKA	BKSHOTS
49	21	15	36	8	12	3	0	5	162	13.0	17:56	43	27	32	16

**Games lost to injury:** 21... **Multi-point (goal) games:** 11 (4)... **Most Points:** 2 (1x) - Feb. 20 vs. Philadelphia, most recent...  
**Most Goals:** 2 (4x) - Jan. 22 vs. Winnipeg, most recent... **Most Assists:** 2 (2x) - Nov. 23 at Winnipeg, most recent... **Most PIM:**  
 2 (6x) - Feb. 2 at Montreal, most recent... **Most Shots:** 10 - Dec. 5 vs. NY Rangers... **TOI:** 23:35 - Dec. 19 vs. Los Angeles

## 2019-20 SEASON

- Led the team in goals, game-winning goals and multi-point efforts (11) and ranked third in shots
- Trailed only Toronto's Auston Matthews (.86) for goals-per-game from Dec. 16-Feb. 20 at .82 goals-per-game (14 goals in 17 games)
- Tied his career high with two six-game point streaks from Nov. 19-29 (2-7-9) and Feb. 10-20 (4-3-7)
- Also had points in eight-straight contests played, including five multi-point efforts, from Dec. 16-Feb. 2 (10-3-13)
- Was the first player in franchise history to record multi-goal efforts in three-straight games played (Dec. 21-Jan. 22; 6-0-6)
- Led the club in points in November with 4-9-13 in 14 outings
- Registered his 100th career NHL point with a goal on Nov. 1 at St. Louis
- Skated in his 200th career NHL contest on Oct. 7 vs. Buffalo

## CAREER HIGHLIGHTS

- Set career highs in goals (23) and plus/minus rating (8) in 2018-19
- Tallied 17-6-23 and was +13 in the final 36 games of the 2018-19 season
- Posted a career-high six-game goal streak from Mar. 24-Apr. 2, 2019 (7-0-7), which tied for the third-longest in franchise history and second-longest in the NHL during the season
- Recorded 20th goal of campaign for first time in career on Mar. 30, 2019 at Nashville
- Set career highs in assists and points, finishing fourth on the club in assists with 11-29-40 in 82 games in 2017-18
- Played in seven games for Denmark and tallied 1-2-3 at the 2018 IIHF World Championships
- Recorded 6-7-13 in 26 games with Columbus in 2016-17, including 4-6-10 in 15 games from Feb. 26-Apr. 6
- Notched 14-12-26 in 37 games for Cleveland in 2016-17 and participated in the AHL All-Star Classic on Jan. 30, 2017
- Ranked second among Jackets rookies in goals and third in assists, points and shots (25) with 4-4-8 in 12 games in 2015-16
- Tallied the first two goals of his NHL career, including the game-winner, on Mar. 19, 2016 vs. New Jersey (Yann Danis)
- Finished third on Lake Erie (AHL) in goals, posting 17-12-29 with 10 penalty minutes and an "even" plus/minus rating in 51 games in 2015-16
- Captured the Jack A. Butterfield Trophy (Playoff MVP) after leading Lake Erie to the 2016 Calder Cup championship and leading the postseason in goals and finishing third-T in points with 10-6-16 in 17 contests
- Tied AHL record with six game-winners in the postseason, including in each of the final three games of the finals against Hershey (OT winner in Game 4 in series clincher)
- Named WHL Player of the Year after racking up 63-55-118, +60 in 59 games with Portland in 2014-15
- Led the WHL in playoff goals (13, tied) and finished fifth in points (25) in 2015
- Skated in three games for Team Denmark at the 2015 IIHF World Championships and served as alternate captain at the IIHF World Junior Championships, finishing with 4-1-5 in five games
- Finished second-T in the WHL in goals after recording 50-59-109 in 69 games with Portland in 2013-14
- Led the league in playoff goals and points (tied) with 16-17-33 in 21 games in 2014
- Served as an alternate captain for Denmark at the 2014 IIHF World Junior Championships, earning 4-2-6 in five games
- Led all WHL rookies in goals (31) and points (63) in his first season with Portland in 2012-13
- Co-winner of Winterhawks' Rookie of the Year Award with defenseman Seth Jones in 2012-13
- Led all WHL rookies in playoff scoring with 8-11-19 in 21 contests to help Portland win the 2013 Ed Chynoweth Cup as league champs
- Represented Denmark at the IIHF World Junior Championships, recording 2-0-2 in six games in 2012
- Served as an alternate captain on Denmark at the IIHF World U-18 Championships, finishing second on the club with 4-3-7 in six appearances
- DRAFTED:** Columbus' third round pick, 89th overall, at the 2013 NHL Draft



## CAREER STATISTICS

YEAR	TEAM	LEAGUE	GP	TOI	G	A	PTS	+/-	PIM	PP	SH	GW	S	S%
2012-13	Portland	WHL	65	n/a	31	32	63	38	10	9	0	7	n/a	n/a
2013-14	Portland	WHL	69	n/a	50	59	109	44	36	17	4	10	n/a	n/a
2014-15	Portland	WHL	59	n/a	63	55	118	60	35	10	8	10	n/a	n/a
2015-16	Columbus	NHL	12	15:59	4	4	8	6	0	0	0	1	25	16.0
	Lake Erie	AHL	51	n/a	17	12	29	0	10	5	0	3	144	11.8
2016-17	Columbus	NHL	26	14:05	6	7	13	4	6	0	0	2	55	10.9
	Cleveland	AHL	37	n/a	14	12	26	-1	6	...	...	...	105	13.3
2017-18	Columbus	NHL	82	14:18	11	29	40	4	9	3	0	2	163	6.7
2018-19	Columbus	NHL	77	12:20	23	13	36	8	8	3	0	1	161	14.3
2019-20	Columbus	NHL	49	17:56	21	15	36	8	12	3	0	5	162	13.0
<b>CBJ/NHL Totals</b>			<b>246</b>	<b>14:28</b>	<b>65</b>	<b>68</b>	<b>133</b>	<b>30</b>	<b>35</b>	<b>9</b>	<b>0</b>	<b>11</b>	<b>566</b>	<b>11.5</b>
<b>AHL Totals</b>			<b>88</b>	<b>...</b>	<b>31</b>	<b>24</b>	<b>55</b>	<b>-1</b>	<b>16</b>	<b>9</b>	<b>0</b>	<b>5</b>	<b>249</b>	<b>13.3</b>
<b>WHL Totals</b>			<b>193</b>	<b>...</b>	<b>144</b>	<b>146</b>	<b>290</b>	<b>142</b>	<b>81</b>	<b>36</b>	<b>12</b>	<b>27</b>	<b>...</b>	<b>...</b>

## REGULAR SEASON

GP	TOI	G	A	PTS	+/-	PIM	PP	SH	GW	S	S%
65	n/a	31	32	63	38	10	9	0	7	n/a	n/a
69	n/a	50	59	109	44	36	17	4	10	n/a	n/a
59	n/a	63	55	118	60	35	10	8	10	n/a	n/a
12	15:59	4	4	8	6	0	0	0	1	25	16.0
51	n/a	17	12	29	0	10	5	0	3	144	11.8
26	14:05	6	7	13	4	6	0	0	2	55	10.9
37	n/a	14	12	26	-1	6	...	...	...	105	13.3
82	14:18	11	29	40	4	9	3	0	2	163	6.7
77	12:20	23	13	36	8	8	3	0	1	161	14.3
49	17:56	21	15	36	8	12	3	0	5	162	13.0
<b>246</b>	<b>14:28</b>	<b>65</b>	<b>68</b>	<b>133</b>	<b>30</b>	<b>35</b>	<b>9</b>	<b>0</b>	<b>11</b>	<b>566</b>	<b>11.5</b>
<b>88</b>	<b>...</b>	<b>31</b>	<b>24</b>	<b>55</b>	<b>-1</b>	<b>16</b>	<b>9</b>	<b>0</b>	<b>5</b>	<b>249</b>	<b>13.3</b>
<b>193</b>	<b>...</b>	<b>144</b>	<b>146</b>	<b>290</b>	<b>142</b>	<b>81</b>	<b>36</b>	<b>12</b>	<b>27</b>	<b>...</b>	<b>...</b>

## PLAYOFFS

GP	G	A	PTS	PIM
21	8	11	19	4
21	16	17	33	8
17	13	12	25	10
...	...	...	...	...
17	10	6	16	2
5	0	1	1	0
...	...	...	...	...
6	1	2	3	0
10	2	3	5	0
<b>21</b>	<b>3</b>	<b>6</b>	<b>9</b>	<b>0</b>
<b>17</b>	<b>10</b>	<b>6</b>	<b>16</b>	<b>2</b>
<b>59</b>	<b>37</b>	<b>40</b>	<b>77</b>	<b>22</b>

# GAME-BY-GAME STAT BREAKDOWN



Date	Opp.	G	A	Pts	+/-	PIM	Hits	Bks	PPG	PPA	SHG	SHA	GWG	OTG	Shifts	TOI	SOG	S%	FW	FL	FO%
Oct. 4	vs TOR	0	0	0	0	0	0	0	0	0	0	0	0	0	18	16:14	2	0.0	0	1	0.0
Oct. 5	@ PIT	0	0	0	0	0	4	0	0	0	0	0	0	0	17	15:38	2	0.0	0	0	-
Oct. 7	vs BUF	1	0	1	1	0	1	1	0	0	0	0	0	0	21	15:18	4	25.0	0	0	-
Oct. 11	vs ANA	0	0	0	-1	0	1	1	0	0	0	0	0	0	22	18:19	1	0.0	0	0	-
Oct. 12	@ CAR	1	0	1	2	0	2	0	0	0	0	0	0	0	22	17:26	2	50.0	0	0	-
Oct. 16	vs DAL	0	0	0	0	0	0	0	0	0	0	0	0	0	22	17:55	6	0.0	0	1	0.0
Oct. 18	@ CHI	0	0	0	1	0	0	2	0	0	0	0	0	0	19	17:17	3	0.0	0	0	-
Oct. 19	vs NYI	0	0	0	-1	0	1	0	0	0	0	0	0	0	23	19:01	0	-	1	0	100.0
Oct. 21	@ TOR	0	0	0	0	0	0	0	0	0	0	0	0	0	20	17:11	3	0.0	0	2	0.0
Oct. 24	vs CAR	0	0	0	-1	2	1	0	0	0	0	0	0	0	19	14:32	2	0.0	0	3	0.0
Oct. 26	@ PHI	0	0	0	-2	0	3	2	0	0	0	0	0	0	23	18:42	1	0.0	0	0	-
Oct. 30	vs EDM	0	0	0	-2	2	0	2	0	0	0	0	0	0	18	13:05	3	0.0	0	1	0.0
Nov. 1	@ STL	1	1	2	2	0	0	0	1	0	0	0	0	0	18	15:48	5	20.0	0	0	-
Nov. 2	vs CGY	0	0	0	-1	0	0	0	0	0	0	0	0	0	20	14:36	5	0.0	0	0	-
Nov. 5	vs VGK	0	0	0	-2	0	1	0	0	0	0	0	0	0	19	20:20	5	0.0	0	0	-
Nov. 7	@ ARI	1	1	2	0	0	1	0	0	0	0	0	1	0	20	13:15	4	25.0	0	0	-
Nov. 9	@ COL	0	0	0	-2	0	0	0	0	0	0	0	0	0	22	18:20	4	0.0	0	0	-
Nov. 12	@ MTL	0	0	0	0	0	1	0	0	0	0	0	0	0	24	18:32	1	0.0	0	0	-
Nov. 15	vs STL	0	0	0	1	2	1	1	0	0	0	0	0	0	21	17:21	1	0.0	0	0	-
Nov. 19	vs MTL	0	2	2	0	0	5	0	0	1	0	0	0	0	19	13:15	1	0.0	0	0	-
Nov. 21	vs DET	1	1	2	0	0	0	0	1	0	0	0	0	0	19	14:36	3	33.3	0	0	-
Nov. 23	@ WPG	0	2	2	0	0	0	0	0	2	0	0	0	0	23	16:14	4	0.0	1	0	100.0
Nov. 25	vs OTT	1	0	1	1	0	2	0	0	0	0	0	1	0	24	17:49	4	25.0	1	0	100.0
Nov. 27	vs PHI	0	1	1	1	2	0	0	0	0	0	0	0	0	23	19:39	1	0.0	0	0	-
Nov. 29	vs PIT	0	1	1	0	0	2	1	0	0	0	0	0	0	22	18:43	2	0.0	0	0	-
Nov. 30	@ NYI	0	0	0	-1	0	0	1	0	0	0	0	0	0	21	18:56	5	0.0	0	0	-
Dec. 3	vs ARI	0	0	0	0	0	0	0	0	0	0	0	0	0	22	20:12	6	0.0	0	0	-
Dec. 5	vs NYR	0	0	0	0	0	0	0	0	0	0	0	0	0	20	19:29	10	0.0	0	0	-
Dec. 7	@ FLA	0	0	0	-1	0	1	1	0	0	0	0	0	0	19	14:30	4	0.0	0	0	-
Dec. 9	@ WSH	1	0	1	2	2	1	0	0	0	0	0	0	0	21	15:30	6	16.7	0	0	-
Dec. 12	@ PIT	0	0	0	0	0	0	1	0	0	0	0	0	0	22	20:02	3	0.0	0	1	0.0
Dec. 14	@ OTT	0	0	0	-1	0	1	0	0	0	0	0	0	0	30	21:37	4	0.0	1	1	50.0
Dec. 16	vs WSH	2	0	2	2	0	0	2	0	0	0	0	0	0	17	16:23	5	40.0	0	0	-
Dec. 17	@ DET	1	1	2	1	0	1	0	0	0	0	0	0	0	22	17:56	3	33.3	1	2	33.3
Dec. 19	vs LAK	0	1	1	1	0	1	0	0	0	0	0	0	0	29	23:35	2	0.0	0	0	-
Dec. 21	vs NJD	2	0	2	1	0	0	0	0	0	0	0	1	0	20	15:41	5	40.0	0	0	-
Dec. 23	@ NYI	INJURED																			
Dec. 27	@ WSH	INJURED																			
Dec. 29	vs CHI	INJURED																			
Dec. 31	vs FLA	INJURED																			
Jan. 2	@ BOS	INJURED																			
Jan. 4	vs SJS	INJURED																			
Jan. 6	@ LAK	INJURED																			
Jan. 7	@ ANA	INJURED																			
Jan. 9	@ SJS	INJURED																			
Jan. 11	@ VGK	INJURED																			
Jan. 14	vs BOS	INJURED																			
Jan. 16	vs CAR	INJURED																			
Jan. 18	vs NJD	INJURED																			
Jan. 19	@ NYR	2	0	2	1	0	0	0	0	0	0	0	1	0	20	17:17	6	33.3	0	0	-
Jan. 22	vs WPG	2	0	2	3	0	0	1	0	0	0	0	1	0	22	20:17	3	66.7	0	0	-
Feb. 1	@ BUF	1	0	1	1	0	0	0	0	0	0	0	0	0	25	20:16	4	25.0	0	0	-
Feb. 2	@ MTL	0	1	1	2	2	3	0	0	0	0	0	0	0	22	18:00	1	0.0	0	0	-
Feb. 4	vs FLA	0	0	0	0	0	0	0	0	0	0	0	0	0	22	19:40	2	0.0	0	0	-
Feb. 7	vs DET	0	0	0	0	0	0	0	0	0	0	0	0	0	22	20:14	3	0.0	0	0	-
Feb. 8	vs COL	0	0	0	-1	0	0	0	0	0	0	0	0	0	21	21:57	3	0.0	0	0	-
Feb. 10	vs TBL	1	0	1	1	0	3	0	0	0	0	0	0	0	20	20:10	4	25.0	0	0	-
Feb. 13	@ BUF	0	1	1	0	0	1	0	0	0	0	0	0	0	24	18:48	1	0.0	0	0	-
Feb. 14	vs NYR	1	0	1	0	0	0	0	0	0	0	0	0	0	21	20:24	1	100.0	0	0	-
Feb. 16	@ NJD	0	1	1	0	0	1	0	0	0	0	0	0	0	25	19:47	4	0.0	0	0	-
Feb. 18	@ PHI	1	0	1	-2	0	2	0	1	0	0	0	0	0	20	17:37	4	25.0	1	1	50.0
Feb. 20	vs PHI	1	1	2	2	0	2	0	0	0	0	0	0	0	26	21:44	4	25.0	0	0	-
Feb. 22	@ NSH	INJURED																			
Feb. 24	vs OTT	INJURED																			
Feb. 25	@ MIN	INJURED																			
Feb. 28	vs MIN	INJURED																			
Mar. 1	vs VAN	INJURED																			
Mar. 4	@ CGY	INJURED																			
Mar. 7	@ EDM	INJURED																			
Mar. 8	@ VAN	INJURED																			
<b>TOTALS</b>		<b>21</b>	<b>15</b>	<b>36</b>	<b>8</b>	<b>12</b>	<b>43</b>	<b>16</b>	<b>3</b>	<b>3</b>	<b>0</b>	<b>0</b>	<b>5</b>	<b>0</b>	<b>1,051</b>	<b>17:56</b>	<b>162</b>	<b>12.96</b>	<b>6</b>	<b>13</b>	<b>31.6</b>



# PIERRE-LUC DUBOIS

# 18

**Position:** CENTER    **Shot:** LEFT    **Ht:** 6'3"    **Wt:** 218    **Born:** JUNE 24, 1998  
**Birthplace:** ST-AGATHE-DES-MONTS, QUEBEC    **Resides:** MONTREAL, QUEBEC

## 2019-20 STATISTICS

GP	G	A	PTS	+/-	PIM	PP	SH	GW	SHOTS	SPCT.	TOI	HITS	GVA	TKA	BKSHOTS
70	18	31	49	-2	49	1	0	4	158	11.4	17:56	85	46	27	50

**Games lost to injury:** 0... **Multi-point (goal) games:** 9 (2)... **Most Points:** 3 (4x) - Feb. 2 at Montreal, most recent... **Most Goals:** 2 (2x) - Feb. 2 at Montreal, most recent... **Most Assists:** 3 (2x) - Jan. 22 vs. Winnipeg, most recent... **Most PIM:** 6 - Feb. 10 vs. Tampa Bay... **Most Shots:** 6 - Dec. 5 vs. Pittsburgh... **TOI:** 22:34 - Feb. 20 vs. Philadelphia.

## 2019-20 SEASON

- Led CBJ in assists and points and ranked second in game-winning goals (tied), penalty minutes and multi-point efforts (nine)
- Played in all 70 games and has not missed a game in his first three years in the NHL (234-game streak)
- Registered 2-6-8 with two three-point efforts during a four-game assist streak from Jan. 19-Feb. 2
- Tallied 7-17-24 and was +16 with seven multi-point games in 22 outings from Dec. 14-Feb. 2, ranking third-T in the NHL in plus/minus rating, 10th-T in assists and 14th-T in points over that span
- Skated in his 200th career NHL game on Dec. 21 vs. New Jersey
- Tied his career high with a five-game point streak from Oct. 21-Nov. 1 (3-3-6)

## CAREER HIGHLIGHTS

- Set career highs in goals, assists and points with 27-34-61 in 82 outings in 2018-19, ranking fourth on the team in goals (tied) and points
- Collected his 100th career NHL point with an assist on Feb. 22, 2019 at Ottawa in his 143rd game, becoming the fastest Blue Jacket to reach 100 career points to begin his NHL career (Nikolai Zherdev, 156 games)
- Notched a single-game career high in points (2-2-4) on Dec. 31, 2018 vs. Ottawa
- Recorded 11-10-21 and eight multi-point efforts in 17 games from Oct. 27-Dec. 1, 2018
- Tied his career high with points in five-straight contests from Nov. 10-19, 2018 (4-5-9)
- Tallied 3-4-7 and was +10 in eight games with Canada at the 2019 IIHF World Championships
- Finished seventh-T among NHL rookies in goals and eighth in assists and points with 20-28-48 in 82 games in 2017-18
- Set CBJ single season rookie records in goals, points and games played and was one of two Jackets to skate in all 82 contests (Bjorkstrand) in 2017-18
- Collected two assists to break the Jackets' single season rookie points mark (48) on Apr. 5, 2018 vs. Pittsburgh (47, Werenski in 2016-17)
- Tied CBJ's single month rookie mark in points with 5-9-14 in 16 March games (Zherdev; 14, Mar. 2004)
- Posted his first career hat trick, becoming CBJ's single-season rookie leader in goals (19) on Mar. 29, 2018 at Calgary
- Recorded 4-8-12 in 15 December games, the third-most points by a rookie in a single month in club history
- Became the fourth teenager and 13th player to score a goal in his NHL debut in club history on Oct. 6, 2017 vs. the NY Islanders
- Posted 3-4-7 in nine games for Canada at the 2018 IIHF World Championships
- Tallied 21-34-55 in 48 games split between Cape Breton and Blainville-Boisbriand of the Quebec Major Junior Hockey League in 2016-17
- Collected 6-12-18 in 20 games, while serving as alternate captain of Cape Breton
- Notched 15-22-37 in 28 games with Blainville-Boisbriand following a trade and added 9-13-22 in 19 postseason games to help club reach 2017 QMJHL final
- Finished second in 2017 QMJHL playoff power play goals (6), fifth in points and seventh-T in goals and assists
- Helped Canada capture a silver medal at the 2017 IIHF World Junior Championships with 0-5-5 in seven games
- Finished third in the QMJHL in points, fifth in goals and sixth in assists and plus/minus rating with 42-57-99, 112 penalty minutes and was +40 in 62 games with Cape Breton in 2015-16
- Led Cape Breton in assists, points and plus/minus and added 7-5-12 and 14 penalty minutes in 12 playoff games
- Named to 2015-16 QMJHL Second All-Star Team and was awarded the Paul Dumont Trophy for Personality of the Year and the Mike Bossy Trophy as the Best Professional Prospect in the QMJHL
- Helped Canada capture a gold medal at the 2015 Ivan Hlinka Memorial Tournament, posting 2-3-5 in five games
- Registered 0-1-1 in six contests to help Canada capture bronze at 2014 IIHF U18 World Championships
- **DRAFTED:** Columbus' first round pick, third overall, at the 2016 NHL Draft



## CAREER STATISTICS

YEAR	TEAM	LEAGUE	GP	TOI	G	A	PTS	+/-	PIM	PP	SH	GW	S	S%	GP	G	A	PTS	PIM
2014-15	Cape Breton	QMJHL	54	n/a	10	35	45	4	58	3	1	1	106	9.4	7	2	3	5	6
2015-16	Cape Breton	QMJHL	62	n/a	42	57	99	40	112	10	3	6	236	17.8	12	7	5	12	14
2016-17	Cape Breton	QMJHL	20	n/a	6	12	18	4	33	3	0	1	68	8.8	...	...	...	...	...
	Blainville-Boisbriand	QMJHL	28	n/a	15	22	37	13	45	5	0	4	98	15.3	19	9	13	22	26
2017-18	Columbus	NHL	82	16:38	20	28	48	8	49	6	0	4	165	12.1	6	2	2	4	6
2018-19	Columbus	NHL	82	17:43	27	34	61	16	64	2	0	5	174	15.5	10	2	3	5	14
2019-20	Columbus	NHL	70	17:56	18	31	49	-2	49	1	0	4	158	11.4					
<b>CBJ/NHL Totals</b>			<b>234</b>	<b>17:24</b>	<b>65</b>	<b>93</b>	<b>158</b>	<b>22</b>	<b>162</b>	<b>9</b>	<b>0</b>	<b>13</b>	<b>497</b>	<b>13.1</b>	<b>16</b>	<b>4</b>	<b>5</b>	<b>9</b>	<b>20</b>
<b>QMJHL Totals</b>			<b>164</b>	<b>...</b>	<b>73</b>	<b>126</b>	<b>199</b>	<b>61</b>	<b>248</b>	<b>21</b>	<b>4</b>	<b>12</b>	<b>508</b>	<b>14.4</b>	<b>38</b>	<b>18</b>	<b>21</b>	<b>39</b>	<b>46</b>

## REGULAR SEASON

GP	TOI	G	A	PTS	+/-	PIM	PP	SH	GW	S	S%
54	n/a	10	35	45	4	58	3	1	1	106	9.4
62	n/a	42	57	99	40	112	10	3	6	236	17.8
20	n/a	6	12	18	4	33	3	0	1	68	8.8
28	n/a	15	22	37	13	45	5	0	4	98	15.3
82	16:38	20	28	48	8	49	6	0	4	165	12.1
82	17:43	27	34	61	16	64	2	0	5	174	15.5
70	17:56	18	31	49	-2	49	1	0	4	158	11.4
<b>234</b>	<b>17:24</b>	<b>65</b>	<b>93</b>	<b>158</b>	<b>22</b>	<b>162</b>	<b>9</b>	<b>0</b>	<b>13</b>	<b>497</b>	<b>13.1</b>
<b>164</b>	<b>...</b>	<b>73</b>	<b>126</b>	<b>199</b>	<b>61</b>	<b>248</b>	<b>21</b>	<b>4</b>	<b>12</b>	<b>508</b>	<b>14.4</b>

## PLAYOFFS

GP	G	A	PTS	PIM
7	2	3	5	6
12	7	5	12	14
...	...	...	...	...
19	9	13	22	26
6	2	2	4	6
10	2	3	5	14
<b>16</b>	<b>4</b>	<b>5</b>	<b>9</b>	<b>20</b>
<b>38</b>	<b>18</b>	<b>21</b>	<b>39</b>	<b>46</b>











# VLADISLAV GAVRIKOV

# 44

**Position:** DEFENSE **Shot:** LEFT  
**Birthplace:** YAROSLAVL, RUSSIA

**Ht:** 6'3" **Wt:** 213 **Born:** NOV. 21, 1995  
**Resides:** SAINT PETERSBURG, RUSSIA

## 2019-20 STATISTICS

GP	G	A	PTS	+/-	PIM	PP	SH	GW	SHOTS	SPCT.	TOI	HITS	GVA	TKA	BKSHOTS
69	5	13	18	1	18	0	0	1	81	6.2	18:59	79	33	16	92

**Games lost to injury:** 0... **Multi-point (goal) games:** 0 (0)... **Most Points:** 1 (18x) - Mar. 8 at Vancouver, most recent... **Most Goals:** 1 (5x) - Feb. 2 at Montreal, most recent... **Most Assists:** 1 (13x) - Mar. 8 at Vancouver, most recent... **Most PIM:** 4 - Oct. 18 at Chicago... **Most Shots:** 4 (2x) - Feb. 20 vs. Philadelphia, most recent... **TOI:** 26:21 - Feb. 22 at Nashville.

## 2019-20 SEASON

- Ranked sixth-T among NHL rookie defensemen in goals and points and seventh-T in assists
- Led Blue Jackets rookies in assists and time on ice and ranked second in points and shots
- Played 20 minutes or more in 10 of his final 14 contests of the campaign
- Led the NHL in plus/minus rating from Dec. 5-Jan. 22 (+18), posting an "even" or "plus" rating in 22 of 24 games over that span
- Posted 2-5-7 and was +9 in 14 games from Dec. 21-Jan. 18, including his first career game-winning goal on Dec. 23 at the NY Islanders
- Notched his first career NHL goal on Nov. 15 vs. St. Louis (Jake Allen)
- Collected his first career point with an assist on Oct. 26 at Philadelphia
- Made his NHL regular season debut on Oct. 5 at Pittsburgh

- Won a gold medal with the Olympic Athletes of Russia in the 2018 Winter Olympic Games
- Also competed in the 2018 IIHF World Championships
- Posted 3-4-7 and a career-high 38 penalty minutes in 54 contests with Lokomotiv Yaroslavl (KHL) in 2016-17
- Won bronze with Russia at the 2017 IIHF World Championships, tallying 1-1-2 in nine games
- Recorded 3-4-7 in 42 games with Lokomotiv Yaroslavl (KHL) in 2015-16
- Made his KHL debut in 2014-15, collecting 0-1-1 in 16 games with Lokomotiv Yaroslavl
- Also skated in 11 games with HK Ryazan of the VHL in 2014-15, recording 1-2-3
- Captained Russia to a silver medal at the 2015 IIHF World Junior Championships
- Tallied 3-9-12 and was +33 in 45 contests with Loko Yaroslavl (MHL) in 2013-14
- Posted 3-3-6 and 18 penalty minutes in 47 appearances with Loko Yaroslavl (MHL) in 2012-13
- Competed with Russia in the IIHF U18 World Junior Championships
- Skated in eight outings with Loko Yaroslavl (MHL) in 2011-12 and captained the Lokomotiv Yaroslavl U17 team (Russia U17), notching 6-5-11 in 17 contests
- DRAFTED:** Columbus' sixth round pick, 159th overall, at the 2015 NHL Draft

## CAREER HIGHLIGHTS

- Made his NHL debut with the Blue Jackets in the 2019 Stanley Cup Playoffs, skating in two games
- Logged 14:17 TOI in his NHL debut in Game Five of the Eastern Conference Semifinals on May 4, 2019 at Boston
- Began the 2018-19 campaign with SKA St. Petersburg of the Kontinental Hockey League, leading the league in plus/minus and setting career highs in assists, points, plus/minus and games played with 5-15-20 and +48 in 60 contests
- Skated in 18 postseason games with St. Petersburg in 2019
- Played in 10 games for Russia at the 2019 IIHF World Championships
- Finished his first season with SKA St. Petersburg (KHL) with 5-9-14, +21 and 26 PIM in 50 games in 2017-18
- Added 1-4-5 in 15 postseason games in 2018



## CAREER STATISTICS

YEAR	TEAM	LEAGUE	GP	TOI	G	A	PTS	+/-	PIM	PP	SH	GW	S	S%
2011-12	Loko Yaroslavl	MHL	8	n/a	1	1	2	0	4	n/a	n/a	n/a	n/a	n/a
2012-13	Loko Yaroslavl	MHL	47	n/a	3	3	6	-1	18	n/a	n/a	n/a	n/a	n/a
2013-14	Loko Yaroslavl	MHL	45	n/a	3	9	12	33	28	n/a	n/a	n/a	n/a	n/a
2014-15	Yaroslavl	KHL	16	6:12	0	1	1	3	4	0	0	0	9	0.0
	HK Ryazan	VHL	11	n/a	1	2	3	3	4	n/a	n/a	n/a	n/a	n/a
	Loko Yaroslavl	MHL	16	n/a	1	6	7	7	16	n/a	n/a	n/a	n/a	n/a
2015-16	Yaroslavl	KHL	42	16:24	3	4	7	17	18	0	0	0	49	6.1
2016-17	Yaroslavl	KHL	54	18:01	3	4	7	8	38	3	0	0	77	3.9
2017-18	St. Petersburg	KHL	50	15:38	5	9	14	21	26	0	0	0	58	8.6
2018-19	St. Petersburg	KHL	60	19:27	5	15	20	48	10	0	0	0	103	4.9
	Columbus	NHL	...	...	...	...	...	...	...	...	...	...	...	...
2019-20	Columbus	NHL	69	18:59	5	13	18	1	18	0	0	1	81	6.2
<b>CBJ/NHL Totals</b>			<b>69</b>	<b>18:59</b>	<b>5</b>	<b>13</b>	<b>18</b>	<b>1</b>	<b>18</b>	<b>0</b>	<b>0</b>	<b>1</b>	<b>81</b>	<b>6.2</b>
<b>KHL Totals</b>			<b>222</b>	<b>16:42</b>	<b>16</b>	<b>33</b>	<b>49</b>	<b>97</b>	<b>96</b>	<b>3</b>	<b>0</b>	<b>0</b>	<b>296</b>	<b>5.4</b>
<b>VHL Totals</b>			<b>11</b>	...	<b>1</b>	<b>2</b>	<b>3</b>	<b>3</b>	<b>4</b>	...	...	...	...	...
<b>MHL Totals</b>			<b>116</b>	...	<b>8</b>	<b>19</b>	<b>27</b>	<b>39</b>	<b>66</b>	...	...	...	...	...

## REGULAR SEASON

GP	TOI	G	A	PTS	+/-	PIM	PP	SH	GW	S	S%
8	n/a	1	1	2	0	4	n/a	n/a	n/a	n/a	n/a
47	n/a	3	3	6	-1	18	n/a	n/a	n/a	n/a	n/a
45	n/a	3	9	12	33	28	n/a	n/a	n/a	n/a	n/a
16	6:12	0	1	1	3	4	0	0	0	9	0.0
11	n/a	1	2	3	3	4	n/a	n/a	n/a	n/a	n/a
16	n/a	1	6	7	7	16	n/a	n/a	n/a	n/a	n/a
42	16:24	3	4	7	17	18	0	0	0	49	6.1
54	18:01	3	4	7	8	38	3	0	0	77	3.9
50	15:38	5	9	14	21	26	0	0	0	58	8.6
60	19:27	5	15	20	48	10	0	0	0	103	4.9
...	...	...	...	...	...	...	...	...	...	...	...
69	18:59	5	13	18	1	18	0	0	1	81	6.2
<b>69</b>	<b>18:59</b>	<b>5</b>	<b>13</b>	<b>18</b>	<b>1</b>	<b>18</b>	<b>0</b>	<b>0</b>	<b>1</b>	<b>81</b>	<b>6.2</b>
<b>222</b>	<b>16:42</b>	<b>16</b>	<b>33</b>	<b>49</b>	<b>97</b>	<b>96</b>	<b>3</b>	<b>0</b>	<b>0</b>	<b>296</b>	<b>5.4</b>
<b>11</b>	...	<b>1</b>	<b>2</b>	<b>3</b>	<b>3</b>	<b>4</b>	...	...	...	...	...
<b>116</b>	...	<b>8</b>	<b>19</b>	<b>27</b>	<b>39</b>	<b>66</b>	...	...	...	...	...

## PLAYOFFS

GP	G	A	PTS	PIM
2	0	0	0	0
...	...	...	...	...
7	0	2	2	4
4	0	0	0	0
...	...	...	...	...
5	0	0	0	2
5	1	0	1	2
15	1	4	5	14
15	1	4	5	2
18	1	0	1	0
2	0	0	0	0
<b>2</b>	<b>0</b>	<b>0</b>	<b>0</b>	<b>0</b>
<b>57</b>	<b>4</b>	<b>8</b>	<b>12</b>	<b>18</b>
...	...	...	...	...
<b>14</b>	<b>0</b>	<b>2</b>	<b>2</b>	<b>6</b>





# NATHAN GERBE

# 24

**Position:** LEFT WING    **Shot:** LEFT  
**Birthplace:** OXFORD, MICHIGAN

**Ht.:** 5'4"    **Wt.:** 169    **Born:** JULY 24, 1987  
**Resides:** TRAVERSE CITY, MICHIGAN

## 2019-20 STATISTICS

GP	G	A	PTS	+/-	PIM	PP	SH	GW	SHOTS	SPCT.	TOI	HITS	GVA	TKA	BKSHOTS
30	4	6	10	-7	22	0	0	0	55	7.3	13:45	46	12	4	8

**Games lost to injury:** 4... **Multi-point (goal) games:** 0 (0)... **Most Points:** 1 (10x) - Feb. 22 at Nashville, most recent... **Most Goals:** 1 (4x) - Feb. 13 at Buffalo, most recent... **Most Assists:** 1 (6x) - Feb. 22 at Nashville, most recent... **Most PIM:** 12 - Jan. 18 vs. New Jersey... **Most Shots:** 6 - Feb. 22 at Nashville... **TOI:** 19:03 - Feb. 24 vs. Ottawa.

## 2019-20 SEASON

- Tallied 3-5-8 and was +5 in 13 games with the Blue Jackets from Dec. 23-Jan. 18
- Skated in his 400th career NHL game on Dec. 31 vs. Florida
- Notched his first goal as a Jacket in his season debut on Dec. 23 at NY Islanders for his first NHL goal since Mar. 10, 2016
- Added 8-17-25 and 22 penalty minutes in 30 appearances with Cleveland (AHL)
- Serving as team captain for second-straight campaign, led the Monsters in points-per-game (.83) and ranked third-T in assists
- Selected to play in the AHL All-Star Classic (did not play)

## CAREER HIGHLIGHTS

- Served as captain for Cleveland (AHL) in 2018-19, posting 10-22-32 in 41 games
- Began the 2017-18 campaign in Switzerland with Geneve-Servette (NLA), recording 2-5-7 and 85 penalty minutes in 19 contests
- Skated in two games with the Blue Jackets in 2017-18, including his club debut on Feb. 22, 2018 at Philadelphia
- Added 4-14-18 in 24 contests with Cleveland (AHL) in 2017-18
- Notched 11-17-28 and 22 penalty minutes in 26 games with Geneve-Servette (NLA) in 2016-17
- Posted 3-4-7 in 47 outings with Carolina in 2015-16
- Tallied 10-18-28 in 78 games with the Hurricanes in 2014-15
- Tied his career highs in goals and points and set career high in games played with 16-15-31 and 36 penalty minutes in 81 contests with Carolina in 2013-14
- Picked up 5-5-10 in 42 games with Buffalo in 2012-13
- Notched a career high in assists with 6-19-25 and 32 penalty minutes in 62 contests with Buffalo in 2011-12
- Set career highs in goals and points with 16-15-31 in 64 appearances with the Sabres in 2010-11

- Split the 2009-10 campaign between Buffalo and Portland (AHL), collecting 2-3-5 in 10 games with the Sabres and adding 11-27-38 in 44 contests with the Pirates
- Tallied his first NHL goal/multi-point game with 1-1-2 on Dec. 9, 2009 vs. Washington (Jose Theodore)
- Participated in the 2010 AHL All-Star Game
- Made his NHL debut, collecting 0-1-1 in 10 contests with Buffalo in 2008-09
- Added 30-26-56 and 63 penalty minutes in 57 appearances with Portland (AHL) in 2008-09
- Captured the Red Garrett Memorial Award as the AHL Rookie of the Year and was named to the All-Rookie Team that season
- Notched 35-33-68 in 43 contests as a junior at Boston College (Hockey East) in 2007-08
- Led the NCAA in goals and points and was a finalist for the Hobey Baker Award as the Top Collegiate Player
- Named to the NCAA East First All-American and Hockey East First All-Star teams
- Scored the game-deciding goal to lead the Eagles to an NCAA championship
- Picked up 25-22-47 and 76 penalty minutes in 41 games in sophomore campaign at Boston College in 2006-07
- A Hockey East Second All-Star Team selection in 2006-07
- Collected 0-6-6 in seven games to help the USA earn bronze at the 2007 IIHF World Junior Championships
- Made his collegiate debut in 2005-06, posting 11-7-18 in 39 outings at Boston College (Hockey East)
- Skated in seven contests for the United States at the 2006 IIHF World Junior Championships
- DRAFTED:** Buffalo's fifth round pick, 142nd overall, at the 2005 NHL Draft
- ACQUIRED:** Signed by Columbus as a free agent on Jan. 24, 2018



## CAREER STATISTICS

YEAR	TEAM	LEAGUE	GP	TOI	G	A	PTS	+/-	PIM	PP	SH	GW	S	S%	GP	G	A	PTS	PIM
2008-09	Buffalo	NHL	10	13:37	0	1	1	3	4	0	0	0	24	0.0	...	...	...	...	...
	Portland	AHL	57	n/a	30	26	56	2	63	13	0	4	236	12.7	5	0	0	0	4
2009-10	Buffalo	NHL	10	14:39	2	3	5	1	4	2	0	1	29	6.9	2	1	1	2	0
	Portland	AHL	44	n/a	11	27	38	-5	46	6	0	1	136	8.1	4	1	1	2	4
2010-11	Buffalo	NHL	64	13:20	16	15	31	11	34	2	0	3	171	9.4	7	2	0	2	18
2011-12	Buffalo	NHL	62	14:12	6	19	25	2	32	0	0	2	137	4.4	...	...	...	...	...
2012-13	Buffalo	NHL	42	12:30	5	5	10	-3	14	0	1	0	64	7.8	...	...	...	...	...
2013-14	Carolina	NHL	81	16:24	16	15	31	-6	36	3	2	1	221	7.2	...	...	...	...	...
2014-15	Carolina	NHL	78	16:27	10	18	28	-14	34	2	0	2	235	4.3	...	...	...	...	...
2015-16	Carolina	NHL	47	13:28	3	4	7	-15	14	0	0	0	73	4.1	...	...	...	...	...
2016-17	Geneve	NLA	26	n/a	11	17	28	9	22	2	0	3	114	9.6	4	0	2	2	2
	Geneve	NLA	19	n/a	2	5	7	-11	85	1	0	0	66	3.0	...	...	...	...	...
2017-18	Columbus	NHL	2	8:36	0	0	0	-1	0	0	0	0	1	0.0	...	...	...	...	...
	Cleveland	AHL	24	n/a	4	14	18	-11	16	0	0	1	74	5.4	...	...	...	...	...
2018-19	Cleveland	AHL	41	n/a	10	22	32	-1	40	4	1	1	121	8.3	...	...	...	...	...
2019-20	Columbus	NHL	30	13:45	4	6	10	-7	22	0	0	0	55	7.3	...	...	...	...	...
	Cleveland	AHL	30	n/a	8	17	25	-8	22	4	0	2	69	11.6	...	...	...	...	...

**CBJ Totals**  
**NHL Totals**  
**AHL Totals**  
**NLA Totals**  
**NCAA Totals**

## REGULAR SEASON

GP	TOI	G	A	PTS	+/-	PIM	PP	SH	GW	S	S%
<b>32</b>	<b>13:26</b>	<b>4</b>	<b>6</b>	<b>10</b>	<b>-8</b>	<b>22</b>	<b>0</b>	<b>0</b>	<b>0</b>	<b>56</b>	<b>7.1</b>
<b>426</b>	<b>14:35</b>	<b>62</b>	<b>86</b>	<b>148</b>	<b>-29</b>	<b>194</b>	<b>9</b>	<b>3</b>	<b>9</b>	<b>1,010</b>	<b>6.1</b>
<b>196</b>	...	<b>63</b>	<b>106</b>	<b>169</b>	<b>-23</b>	<b>187</b>	<b>27</b>	<b>1</b>	<b>9</b>	<b>636</b>	<b>9.9</b>
<b>45</b>	...	<b>13</b>	<b>22</b>	<b>35</b>	<b>-2</b>	<b>107</b>	<b>3</b>	<b>0</b>	<b>3</b>	<b>180</b>	<b>7.2</b>
<b>119</b>	...	<b>64</b>	<b>58</b>	<b>122</b>	<b>43</b>	<b>186</b>	<b>20</b>	<b>8</b>	<b>12</b>	...	...

## PLAYOFFS

GP	G	A	PTS	PIM
...	...	...	...	...
<b>9</b>	<b>3</b>	<b>1</b>	<b>4</b>	<b>18</b>
<b>9</b>	<b>1</b>	<b>1</b>	<b>2</b>	<b>8</b>
<b>4</b>	<b>0</b>	<b>2</b>	<b>2</b>	<b>2</b>
...	...	...	...	...





# SCOTT HARRINGTON

# 4

Position: **DEFENSE**

Shot: **LEFT**

Ht.: **6'2"**

Wt.: **204**

Born: **MAR. 10, 1993**

Birthplace: **KINGSTON, ONTARIO**

Resides: **TORONTO, ONTARIO**

## 2019-20 STATISTICS

GP	G	A	PTS	+/-	PIM	PP	SH	GW	SHOTS	SPCT.	TOI	HITS	GVA	TKA	BKSHOTS
39	1	7	8	-3	16	0	0	0	37	2.7	13:57	46	9	5	48

**Games lost to injury:** 0... **Multi-point (goal) games:** 0 (0)... **Most Points:** 1 (8x) - Mar. 4 at Calgary, most recent... **Most Goals:** 1 - Jan. 6 at Los Angeles... **Most Assists:** 1 (7x) - Mar. 4 at Calgary, most recent... **Most PIM:** 4 - Feb. 4 vs. Florida... **Most Shots:** 3 (4x) - Feb. 22 at Nashville, most recent... **TOI:** 18:02 - Feb. 14 vs. NY Rangers.

## 2019-20 SEASON

- Collected assists in back-to-back games on Feb. 24-25 and three in four appearances from Feb. 24-Mar. 4
- Scored his only goal of the campaign on Jan. 6 at Los Angeles
- Notched his first point of the season with an assist on Nov. 1 at St. Louis
- Was even or plus in 26 of his last 31 games (+3)

## CAREER HIGHLIGHTS

- Set career highs in assists, points and games played with 2-15-17 in 73 appearances in 2018-19
- Collected his first career Stanley Cup Playoffs point with an assist in Game Three of the 2019 Eastern Conference Quarterfinals on Apr. 14 vs. Tampa Bay
- Played in his 100th career Blue Jackets game on Jan. 7, 2019 at Arizona
- Notched his first career NHL goal and added an assist for his first career multi-point game on Jan. 22, 2017 at Ottawa (Craig Anderson)
- Posted his first point in a Blue Jackets uniform with an assist on Jan. 21, 2017 vs. Carolina
- Made his Jackets debut on Nov. 15, 2016 vs. Washington
- Registered 0-1-1 in 15 games with Toronto in 2015-16, including first career NHL point with an assist on Oct. 24 at Montreal
- Added 1-2-3 in 17 games with the Toronto Marlies (AHL) before suffering an upper body injury in early-January and missing the rest of the season
- Made his NHL debut with Pittsburgh, skating in 10 contests in 2014-15
- Added 2-10-12 with 20 penalty minutes and a +19 plus/minus rating in 48 contests with Wilkes-Barre/Scranton (AHL) in 2013-14
- Played in first pro season, collecting 5-19-24 and 55 penalty minutes in 76 games with Wilkes-Barre/Scranton (AHL) and added 0-1-1 in 16 postseason contests in 2013-14
- Tallied 3-16-19 in 50 games with London (OHL) in 2012-13 and was named to the OHL First All-Star Team

- Captained the Knights to their second-straight OHL championship with 0-4-4 and 14 penalty minutes in 17 postseason contests in 2013
- Was named a top-three player for Canada at the 2013 IIHF World Junior Championships after serving as alternate captain and posting 0-2-2 in six contests
- Named to the OHL First All-Star Team after tallying career highs in assists and points with 3-23-26 with 32 penalty minutes in 44 games with the Knights in 2011-12
- Serving as an alternate captain, helped London capture the OHL championship with 1-6-7 in 19 postseason games in 2011-12
- Earned a bronze medal with Canada at the 2012 IIHF World Junior Championships, registering 1-3-4 in five games
- Set OHL career highs in goals, penalty minutes and games played with 6-16-22 and 51 penalty minutes in 67 games with London in 2010-11
- Named to the OHL First All-Rookie Team after collecting 1-13-14 and 20 penalty minutes in 55 games in OHL rookie campaign with the Knights in 2009-10
- **DRAFTED:** Pittsburgh's second round pick, 54th overall, at the 2011 NHL Draft
- **ACQUIRED:** From Toronto along with a conditional draft pick in exchange for Kerby Rychel on June 25, 2016



## CAREER STATISTICS

YEAR	TEAM	LEAGUE	GP	TOI	G	A	PTS	+/-	PIM	PP	SH	GW	S	S%
2009-10	London	OHL	55	n/a	1	13	14	25	20	1	0	n/a	n/a	n/a
2010-11	London	OHL	67	n/a	6	16	22	-14	51	0	1	n/a	n/a	n/a
2011-12	London	OHL	44	n/a	3	23	26	26	32	2	0	n/a	n/a	n/a
2012-13	London	OHL	50	n/a	3	16	19	21	26	1	0	n/a	n/a	n/a
	Wilkes-Barre	AHL	...	...	...	...	...	...	...	...	...	...	...	...
2013-14	Wilkes-Barre	AHL	76	n/a	5	19	24	9	55	3	0	1	102	4.9
2014-15	Pittsburgh	NHL	10	15:48	0	0	0	-10	4	0	0	0	9	0.0
	Wilkes-Barre	AHL	48	n/a	2	10	12	19	20	1	0	0	54	3.7
2015-16	Toronto	NHL	15	13:06	0	1	1	0	4	0	0	0	9	0.0
	Toronto	AHL	17	n/a	1	2	3	4	14	0	0	1	20	5.0
2016-17	Columbus	NHL	22	13:00	1	2	3	3	10	0	0	0	16	6.3
	Cleveland	AHL	2	n/a	0	0	0	1	0	0	0	0	4	0.0
2017-18	Columbus	NHL	32	13:18	2	3	5	0	8	0	0	1	28	7.1
2018-19	Columbus	NHL	73	13:03	2	15	17	6	23	0	0	0	54	3.7
2019-20	Columbus	NHL	39	13:57	1	7	8	-3	16	0	0	0	37	2.7
<b>CBJ Totals</b>			<b>166</b>	<b>13:18</b>	<b>6</b>	<b>27</b>	<b>33</b>	<b>6</b>	<b>57</b>	<b>0</b>	<b>0</b>	<b>1</b>	<b>135</b>	<b>4.4</b>
<b>NHL Totals</b>			<b>191</b>	<b>13:25</b>	<b>6</b>	<b>28</b>	<b>34</b>	<b>-4</b>	<b>65</b>	<b>0</b>	<b>0</b>	<b>1</b>	<b>153</b>	<b>3.9</b>
<b>AHL Totals</b>			<b>143</b>	...	<b>8</b>	<b>31</b>	<b>39</b>	<b>33</b>	<b>89</b>	<b>4</b>	<b>0</b>	<b>2</b>	<b>180</b>	<b>4.4</b>
<b>OHL Totals</b>			<b>216</b>	...	<b>13</b>	<b>68</b>	<b>81</b>	<b>58</b>	<b>129</b>	<b>4</b>	<b>1</b>	...	...	...

## REGULAR SEASON

GP	TOI	G	A	PTS	+/-	PIM	PP	SH	GW	S	S%
55	n/a	1	13	14	25	20	1	0	n/a	n/a	n/a
67	n/a	6	16	22	-14	51	0	1	n/a	n/a	n/a
44	n/a	3	23	26	26	32	2	0	n/a	n/a	n/a
50	n/a	3	16	19	21	26	1	0	n/a	n/a	n/a
...	...	...	...	...	...	...	...	...	...	...	...
76	n/a	5	19	24	9	55	3	0	1	102	4.9
10	15:48	0	0	0	-10	4	0	0	0	9	0.0
48	n/a	2	10	12	19	20	1	0	0	54	3.7
15	13:06	0	1	1	0	4	0	0	0	9	0.0
17	n/a	1	2	3	4	14	0	0	1	20	5.0
22	13:00	1	2	3	3	10	0	0	0	16	6.3
2	n/a	0	0	0	1	0	0	0	0	4	0.0
32	13:18	2	3	5	0	8	0	0	1	28	7.1
73	13:03	2	15	17	6	23	0	0	0	54	3.7
39	13:57	1	7	8	-3	16	0	0	0	37	2.7
<b>166</b>	<b>13:18</b>	<b>6</b>	<b>27</b>	<b>33</b>	<b>6</b>	<b>57</b>	<b>0</b>	<b>0</b>	<b>1</b>	<b>135</b>	<b>4.4</b>
<b>191</b>	<b>13:25</b>	<b>6</b>	<b>28</b>	<b>34</b>	<b>-4</b>	<b>65</b>	<b>0</b>	<b>0</b>	<b>1</b>	<b>153</b>	<b>3.9</b>
<b>143</b>	...	<b>8</b>	<b>31</b>	<b>39</b>	<b>33</b>	<b>89</b>	<b>4</b>	<b>0</b>	<b>2</b>	<b>180</b>	<b>4.4</b>
<b>216</b>	...	<b>13</b>	<b>68</b>	<b>81</b>	<b>58</b>	<b>129</b>	<b>4</b>	<b>1</b>	...	...	...

## PLAYOFFS

GP	G	A	PTS	PIM
12	0	2	2	4
6	0	1	1	0
19	1	6	7	6
17	0	4	4	14
2	1	0	1	0
16	0	1	1	12
...	...	...	...	...
8	0	1	1	0
...	...	...	...	...
3	0	0	0	10
...	...	...	...	...
10	0	4	4	2
<b>13</b>	<b>0</b>	<b>4</b>	<b>4</b>	<b>12</b>
<b>13</b>	<b>0</b>	<b>4</b>	<b>4</b>	<b>12</b>
<b>26</b>	<b>1</b>	<b>2</b>	<b>3</b>	<b>12</b>
<b>54</b>	<b>1</b>	<b>13</b>	<b>14</b>	<b>24</b>



# GAME-BY-GAME STAT BREAKDOWN



Date	Opp.	G	A	Pts	+/-	PIM	Hits	Bks	PPG	PPA	SHG	SHA	GWG	OTG	Shifts	TOI	SOG	S%	FW	FL	FO%	
Oct. 4	vs TOR	0	0	0																		
Oct. 5	@ PIT																					
Oct. 7	vs BUF																					
Oct. 11	vs ANA																					
Oct. 12	@ CAR																					
Oct. 16	vs DAL																					
Oct. 18	@ CHI																					
Oct. 19	vs NYI																					
Oct. 21	@ TOR																					
Oct. 24	vs CAR	0	0	0	-2	0	2	3	0	0	0	0	0	0	17	12:15	2	0.0	0	0	-	
Oct. 26	@ PHI																					
Oct. 30	vs EDM																					
Nov. 1	@ STL	0	1	1	0	0	1	1	0	0	0	0	0	0	23	15:53	1	0.0	0	0	-	
Nov. 2	vs CGY	0	0	0	0	0	1	1	0	0	0	0	0	0	22	15:26	3	0.0	0	0	-	
Nov. 5	vs VGK																					
Nov. 7	@ ARI	0	0	0	-1	2	1	0	0	0	0	0	0	0	22	13:34	0	-	0	0	-	
Nov. 9	@ COL	0	0	0	0	0	1	3	0	0	0	0	0	0	14	12:04	0	-	0	0	-	
Nov. 12	@ MTL																					
Nov. 15	vs STL	0	0	0	0	0	0	0	0	0	0	0	0	0	20	15:03	2	0.0	0	0	-	
Nov. 19	vs MTL																					
Nov. 21	vs DET																					
Nov. 23	@ WPG																					
Nov. 25	vs OTT																					
Nov. 27	vs PHI																					
Nov. 29	vs PIT																					
Nov. 30	@ NYI																					
Dec. 3	vs ARI	0	0	0	-2	0	3	1	0	0	0	0	0	0	17	14:25	0	-	0	0	-	
Dec. 5	vs NYR																					
Dec. 7	@ FLA																					
Dec. 9	@ WSH																					
Dec. 12	@ PIT																					
Dec. 14	@ OTT																					
Dec. 16	vs WSH	0	1	1	0	0	4	1	0	0	0	0	0	0	20	17:18	1	0.0	0	0	-	
Dec. 17	@ DET																					
Dec. 19	vs LAK	0	0	0	0	0	0	2	0	0	0	0	0	0	17	10:06	0	-	0	0	-	
Dec. 21	vs NJD	0	0	0	1	0	1	1	0	0	0	0	0	0	17	16:20	0	-	0	0	-	
Dec. 23	@ NYI	0	0	0	0	0	2	1	0	0	0	0	0	0	16	13:16	3	0.0	0	0	-	
Dec. 27	@ WSH																					
Dec. 29	vs CHI																					
Dec. 31	vs FLA																					
Jan. 2	@ BOS	0	0	0	0	0	1	1	0	0	0	0	0	0	17	13:04	1	0.0	0	0	-	
Jan. 4	vs SJS	0	0	0	0	0	0	0	0	0	0	0	0	0	18	11:16	1	0.0	0	0	-	
Jan. 6	@ LAK	1	0	1	1	0	1	2	0	0	0	0	0	0	19	14:35	1	100.0	0	0	-	
Jan. 7	@ ANA	0	0	0	0	2	2	0	0	0	0	0	0	0	18	15:01	2	0.0	0	0	-	
Jan. 9	@ SJS	0	0	0	-1	0	1	0	0	0	0	0	0	0	18	12:51	3	0.0	0	0	-	
Jan. 11	@ VGK	0	1	1	1	0	0	1	0	0	0	0	0	0	19	11:51	0	-	0	0	-	
Jan. 14	vs BOS	0	0	0	0	0	0	0	0	0	0	0	0	0	17	10:59	1	0.0	0	0	-	
Jan. 16	vs CAR	0	0	0	1	2	2	1	0	0	0	0	0	0	16	12:37	0	-	0	0	-	
Jan. 18	vs NJD	0	0	0	1	0	5	2	0	0	0	0	0	0	20	14:14	0	-	0	0	-	
Jan. 19	@ NYR	0	0	0	0	0	3	4	0	0	0	0	0	0	16	12:33	0	-	0	0	-	
Jan. 22	vs WPG	0	0	0	-1	0	3	2	0	0	0	0	0	0	18	12:52	0	-	0	0	-	
Feb. 1	@ BUF	0	0	0	1	0	3	0	0	0	0	0	0	0	19	15:41	1	0.0	0	0	-	
Feb. 2	@ MTL	0	0	0	0	0	2	1	0	0	0	0	0	0	18	12:47	1	0.0	0	0	-	
Feb. 4	vs FLA	0	0	0	0	4	1	0	0	0	0	0	0	0	18	12:02	0	-	0	0	-	
Feb. 7	vs DET	0	0	0	0	0	1	1	0	0	0	0	0	0	18	12:20	2	0.0	0	0	-	
Feb. 8	vs COL																					
Feb. 10	vs TBL	0	0	0	1	0	0	1	0	0	0	0	0	0	18	12:42	1	0.0	0	0	-	
Feb. 13	@ BUF	0	0	0	-1	0	0	3	0	0	0	0	0	0	17	16:02	1	0.0	0	0	-	
Feb. 14	vs NYR	0	1	1	0	0	0	2	0	0	0	0	0	0	19	18:02	1	0.0	0	0	-	
Feb. 16	@ NJD	0	0	0	1	0	0	0	0	0	0	0	0	0	17	14:19	0	-	0	0	-	
Feb. 18	@ PHI	0	0	0	-2	0	1	1	0	0	0	0	0	0	20	15:21	0	-	0	0	-	
Feb. 20	vs PHI	0	0	0	0	0	0	2	0	0	0	0	0	0	19	15:26	1	0.0	0	0	-	
Feb. 22	@ NSH	0	0	0	0	0	0	1	0	0	0	0	0	0	20	15:46	3	0.0	0	0	-	
Feb. 24	vs OTT	0	1	1	1	0	0	1	0	0	0	0	0	0	23	14:44	1	0.0	0	0	-	
Feb. 25	@ MIN	0	1	1	-2	2	0	2	0	0	0	0	0	0	20	15:13	1	0.0	0	0	-	
Feb. 28	vs MIN	0	0	0	0	2	2	3	0	0	0	0	0	0	22	14:49	1	0.0	0	0	-	
Mar. 1	vs VAN																					
Mar. 4	@ CGY	0	1	1	1	0	0	1	0	0	0	0	0	0	18	14:12	0	-	0	0	-	
Mar. 7	@ EDM	0	0	0	0	0	1	0	0	0	0	0	0	0	18	14:00	2	0.0	0	0	-	
Mar. 8	@ VAN																					
<b>TOTALS</b>		<b>1</b>	<b>7</b>	<b>8</b>	<b>-3</b>	<b>16</b>	<b>46</b>	<b>48</b>	<b>0</b>	<b>0</b>	<b>0</b>	<b>0</b>	<b>0</b>	<b>0</b>	<b>722</b>	<b>13:57</b>	<b>37</b>	<b>2.70</b>	<b>0</b>	<b>0</b>	<b>-</b>	



# BOONE JENNER

# 38

**Position:** CENTER

**Shot:** LEFT

**Ht.:** 6'2"

**Wt.:** 208

**Born:** JUNE 15, 1993

**Birthplace:** LONDON, ONTARIO

**Resides:** DORCHESTER, ONTARIO

## 2019-20 STATISTICS

GP	G	A	PTS	+/-	PIM	PP	SH	GW	SHOTS	SPCT.	TOI	HITS	GVA	TKA	BKSHOTS
70	11	13	24	-14	36	2	0	1	179	6.2	18:07	109	28	24	80

**Games lost to injury:** 0... **Multi-point (goal) games:** 4 (1)... **Most Points:** 4 (4x) - Feb. 24 vs. Ottawa, most recent... **Most Goals:** 2 - Oct. 26 at Philadelphia... **Most Assists:** 2 (2x) - Feb. 24 vs. Ottawa, most recent... **Most PIM:** 10 - Nov. 27 vs. Philadelphia... **Most Shots:** 7 - Feb. 22 at Nashville.. **TOI:** 24:43 - Dec. 27 at Washington.

## 2019-20 SEASON

- Led the team and ranked ninth-T in the NHL (min. 900 attempts) in faceoff win percentage (55.1, 643-of-1,166)
- Played every game of a NHL season for the third time in his career
- Had a four-game point streak from Nov. 19-25 (2-2-4) and Dec. 16-21 (1-4-5)
- Collected his 100th career NHL assist on Nov. 25 vs. Ottawa
- Posted his 200th career NHL point with a goal on Oct. 19 vs. the NY Islanders
- Named winner of CBJ Community MVP award

## CAREER HIGHLIGHTS

- Set a career high in assists in 2018-19, finishing with 16-22-38 in 77 contests for the Blue Jackets
- Won 54.1 pct. of his faceoffs taken and led club in faceoff wins (626)
- Notched his first career hat trick and his 100th career NHL goal on his second of the game, on Mar. 12, 2019 vs. Boston (Tuukka Rask 2, EN)
- Led CBJ in hits (205), finishing 20th in the NHL in 2017-18
- Notched a career-best six-game point streak from Mar. 8-19, 2018 (5-3-8)
- Tied for the team lead in playoff goals and points with 2-1-3 in five contests in the 2017 Stanley Cup Playoffs
- Skated in a career-best 175-straight contests from Mar. 21, 2015 - Apr. 9, 2017
- Set a career high, finishing second on the club and 19th-T in the NHL with 216 hits in 2016-17
- Set career highs with 30-19-49, 77 PIM, nine power play goals, 225 shots and 213 hits in 82 games in 2015-16
- Led Columbus in multi-point games (12), finished second in goals, power play goals, hits and game-winning goals (3, tied) and third in shots and points (tied)
- Became the fifth player in franchise history to record 30 goals in a single season on Apr. 2, 2016 at Carolina
- Tallied his first career three-point game (1-2-3) on Nov. 14, 2015 vs. Arizona and first three-assist contest on Jan. 25, 2016 vs. Montreal

- Helped Canada capture gold at the 2016 IIHF World Championships with 2-2-4 in 10 games
- Registered a career-high four-game goal streak from Dec. 1-9, 2014 (4-0-4)
- Led all NHL rookie forwards in hits (212) and game-winning goals (5, tied); finished sixth-T in goals (16) and sixth in shooting pct. (12.6) in 2013-14
- Set Blue Jackets record for most game-winning goals by a rookie (5) in 2013-14
- Converted his first career penalty shot attempt on Jan. 11, 2014 at Winnipeg, becoming the second rookie in Blue Jackets history to score a penalty shot goal (David Vyborny, 2000-01) and the first to score a GWG in that manner
- Scored his first and second career NHL goals on Oct. 17, 2013 at Montreal (Carey Price), both on the power play, becoming the first NHL player since Dustin Penner (Nov. 30, 2005) to score his first two career goals with the man advantage in the same game
- Made his NHL debut on Oct. 4, 2013 vs. Calgary
- Led all Springfield (AHL) forwards in scoring during the 2013 Calder Cup Playoffs (2-3-5)
- Made his professional debut with Springfield on Apr. 4, 2012 at Bridgeport
- Played in four seasons with Oshawa (OHL), collecting 111-135-246 and 265 penalty minutes in 227 games from 2009-13, and served as team captain from 2011-13
- Finished third in the OHL in goals (45), fourth-T in game-winning goals (8) and 10th in points (82) in final season with Oshawa in 2012-13
- Represented Canada at the IIHF World Junior Championships for the second-straight year in 2013
- Recorded 0-2-2 and 29 penalty minutes in five games at the 2012 IIHF World Junior Championships, helping Canada win bronze
- **DRAFTED:** Columbus' second round pick, 37th overall, at the 2011 NHL Draft



## CAREER STATISTICS

YEAR	TEAM	LEAGUE	GP	TOI	G	A	PTS	+/-	PIM	PP	SH	GW	S	S%
2009-10	Oshawa	OHL	65	n/a	19	30	49	-22	91	8	2	3	n/a	n/a
2010-11	Oshawa	OHL	63	n/a	25	41	66	10	57	4	2	5	n/a	n/a
2011-12	Oshawa	OHL	43	n/a	22	27	49	12	59	7	4	3	n/a	n/a
	Springfield	AHL	5	n/a	1	0	1	-1	2	0	0	0	9	11.1
2012-13	Oshawa	OHL	56	n/a	45	37	82	23	58	12	0	8	n/a	n/a
	Springfield	AHL	5	n/a	3	1	4	1	0	1	0	1	14	21.4
2013-14	Columbus	NHL	72	14:05	16	13	29	6	45	4	0	5	127	12.6
2014-15	Columbus	NHL	31	18:16	9	8	17	-5	12	2	0	2	83	10.8
2015-16	Columbus	NHL	82	16:25	30	19	49	-15	77	9	1	3	225	13.3
2016-17	Columbus	NHL	82	16:04	18	16	34	14	52	0	2	4	211	8.5
2017-18	Columbus	NHL	75	16:28	13	19	32	1	39	2	0	2	187	7.0
2018-19	Columbus	NHL	77	17:04	16	22	38	6	42	1	1	3	170	9.4
2019-20	Columbus	NHL	70	18:07	11	13	24	-14	36	2	0	1	179	6.2
<b>CBJ/NHL Totals</b>			<b>489</b>	<b>16:29</b>	<b>113</b>	<b>110</b>	<b>223</b>	<b>-7</b>	<b>303</b>	<b>20</b>	<b>4</b>	<b>20</b>	<b>1,182</b>	<b>9.6</b>
<b>AHL Totals</b>			<b>10</b>	...	<b>4</b>	<b>1</b>	<b>5</b>	<b>0</b>	<b>2</b>	<b>1</b>	<b>0</b>	<b>1</b>	<b>23</b>	<b>17.4</b>
<b>OHL Totals</b>			<b>227</b>	...	<b>111</b>	<b>135</b>	<b>246</b>	<b>23</b>	<b>265</b>	<b>31</b>	<b>8</b>	<b>19</b>	...	...


## REGULAR SEASON

GP	TOI	G	A	PTS	+/-	PIM	PP	SH	GW	S	S%
489	16:29	113	110	223	-7	303	20	4	20	1,182	9.6
10	...	4	1	5	0	2	1	0	1	23	17.4
227	...	111	135	246	23	265	31	8	19	...	...

## PLAYOFFS

GP	G	A	PTS	PIM
...	...	...	...	...
10	7	5	12	14
6	4	7	11	10
...	...	...	...	...
9	2	6	8	8
8	2	3	5	8
6	3	2	5	4
...	...	...	...	...
...	...	...	...	...
5	2	1	3	14
6	1	2	3	4
10	1	2	3	2
27	7	7	14	24
8	2	3	5	8
25	13	18	31	32





# SETH JONES

**Position:** DEFENSE    **Shot:** RIGHT    **Ht.:** 6'4"    **Wt.:** 209    **Born:** OCT. 3, 1994  
**Birthplace:** ARLINGTON, TEXAS    **Resides:** DALLAS, TEXAS

## 2019-20 STATISTICS

GP	G	A	PTS	+/-	PIM	PP	SH	GW	SHOTS	SPCT.	TOI	HITS	GVA	TKA	BKSHOTS
56	6	24	30	10	20	2	0	0	126	4.8	25:17	62	37	29	123

**Games lost to injury:** 14... **Multi-point (goal) games:** 4 (0)... **Most Points:** 2 (4x) - Jan. 22 vs. Winnipeg, most recent... **Most Goals:** 1 (6x) - Feb. 8 vs. Colorado, most recent... **Most Assists:** 2 (3x) - Dec. 21 vs. New Jersey, most recent... **Most PIM:** 2 (10x) - Feb. 7 vs. Detroit, most recent... **Most Shots:** 7 - Dec. 5 vs. NY Rangers... **TOI:** 29:57 - Dec. 27 at Washington.

## 2019-20 SEASON

- Ranked seventh in the NHL in time on ice, led the Blue Jackets in plus/minus rating (tied) and time on ice and ranked second on the club in blocked shots and third in assists
- Selected to participate in his fourth-straight NHL All-Star Game (third time playing)
- Became the club's all-time leader in assists by a defenseman with his 147th on Jan. 11 at Vegas
- Earned his 187th career point as a Blue Jacket on his second assist of the game on Dec. 21 vs. New Jersey to become the franchise's all-time leader among blueliners in points
- Played in his 300th career Blue Jackets game on Dec. 12 at Pittsburgh and his 500th career NHL contest two days later at Ottawa

- Posted 3-28-31 in 81 games in 2015-16, finishing second among CBJ defensemen in blocked shots (118) and leading club blueliners in assists and points
- Tallied 2-18-20 and logged 24:27 TOI/game in 41 contests with Columbus and collected 1-10-11 in 40 games with Nashville
- Made his Blue Jackets debut in his 200th career NHL game on Jan. 8, 2016 at Carolina
- Appeared in three games for Team North America at the World Cup of Hockey 2016
- Suited up for all six of Nashville's 2015 Western Conference Quarterfinal contests vs. Chicago, tying for the team lead in assists (4)
- Set then-career highs in goals, points, assists (tied) with 8-19-27 in 82 games with Nashville in 2014-15
- Named one of the United States' three best players at the 2015 IIHF World Championships after posting 1-3-4 in 10 games
- Ranked fifth-T among NHL rookie defensemen in goals (6), sixth-T in assists (19) and seventh in points (25) in 2013-14
- Named Best Defenseman, tournament All-Star and one of the United States' three best players at the 2014 IIHF World Championships after recording 2-9-11 as club's youngest player
- Made his NHL debut on his 19th birthday on Oct. 3, 2013 at St. Louis
- Recipient of the Jim Piggott Trophy as Western Hockey League Rookie of the Year, Canadian Hockey League's Top Prospect of the Year and was a WHL First-Team All-Star after ranking fourth among WHL blueliners, and first among rookie defensemen, in points with 14-42-56 with Portland in 2012-13
- Ranked second among WHL defensemen in goals (5) and plus/minus rating (+15), and third in points (15) during the 2013 WHL Playoffs, helping the Winterhawks claim the Ed Chynoweth Cup as league champions
- Helped the United States claim the gold medal at the 2013 IIHF World Junior Championships, leading all defensemen in assists (6) and ranking second among blueliners in points (7) and plus/minus rating (+8), while skating as youngest member of Team USA
- DRAFTED:** Nashville's first round pick, fourth overall, at the 2013 NHL Draft
- ACQUIRED:** From Nashville in exchange for C Ryan Johansen on Jan. 6, 2016

## CAREER HIGHLIGHTS

- Ranked fourth in the NHL in TOI/game (25:49) and led Blue Jackets defensemen in assists and points with 9-37-46 in 75 games in 2018-19
- Set a CBJ record with his seventh career OT goal on Feb. 28, 2019 vs. Philadelphia
- Selected to play in his third-straight All-Star Game in 2019 (3-2-5, 2 GP)
- Collected 5-11-16 in 18 games from Nov. 26, 2018-Jan. 5, 2019, including two five-game point streaks (3-4-7 from Nov. 26-Dec. 6 and 1-4-5 from Dec. 27-Jan. 5)
- Became the first skater in club history to be named to the First or Second NHL All-Star Team when he earned Second Team honors in 2017-18
- Finished fourth in voting for the James Norris Memorial Trophy as the league's best defenseman in 2017-18
- Set career highs, as well as single season club records for most goals (tied with Werenski) and points by a defenseman, and was fourth-T among NHL blueliners in goals and 10th-T in points with 16-41-57 in 78 games
- Set then-career highs in goals (12) as well as in assists (30) and points (42) for the second-straight season in 2016-17
- His 12 goals in 2016-17 had tied the franchise mark for most goals by a defenseman in a single season (Bryan Berard; 2005-06)
- Made his NHL All-Star Game debut at STAPLES Center in Los Angeles in 2017 (2-0-2, 4 GP)

## CAREER STATISTICS

YEAR	TEAM	LEAGUE	GP	TOI	G	A	PTS	+/-	PIM	PP	SH	GW	S	S%
2010-11	USNTDP	USHL	28	n/a	1	13	14	5	20	0	0	0	41	2.4
2011-12	USNTDP	USHL	20	n/a	4	8	12	5	6	1	0	1	40	10.0
2012-13	Portland	WHL	61	n/a	14	42	56	46	33	4	0	2	n/a	n/a
2013-14	Nashville	NHL	77	19:37	6	19	25	-23	24	2	0	2	100	6
2014-15	Nashville	NHL	82	19:53	8	19	27	3	20	2	1	0	123	6.5
2015-16	Nashville	NHL	40	19:38	1	10	11	-5	10	0	0	0	74	1.4
	Columbus	NHL	41	24:27	2	18	20	-9	12	1	0	0	83	2.4
2016-17	Columbus	NHL	75	23:24	12	30	42	6	24	1	0	3	152	7.9
2017-18	Columbus	NHL	78	24:36	16	41	57	10	30	7	0	4	249	6.4
2018-19	Columbus	NHL	75	25:49	9	37	46	1	28	0	0	4	184	4.9
2019-20	Columbus	NHL	56	25:17	6	24	30	10	20	2	0	0	126	4.8
<b>CBJ Totals</b>			<b>325</b>	<b>24:42</b>	<b>45</b>	<b>150</b>	<b>195</b>	<b>18</b>	<b>114</b>	<b>11</b>	<b>0</b>	<b>11</b>	<b>794</b>	<b>5.7</b>
<b>NHL Totals</b>			<b>524</b>	<b>22:49</b>	<b>60</b>	<b>198</b>	<b>258</b>	<b>-7</b>	<b>168</b>	<b>15</b>	<b>1</b>	<b>13</b>	<b>1,091</b>	<b>5.5</b>
<b>WHL Totals</b>			<b>61</b>	<b>...</b>	<b>14</b>	<b>42</b>	<b>56</b>	<b>46</b>	<b>33</b>	<b>4</b>	<b>0</b>	<b>2</b>	<b>...</b>	<b>...</b>

## REGULAR SEASON

GP	TOI	G	A	PTS	+/-	PIM	PP	SH	GW	S	S%
28	n/a	1	13	14	5	20	0	0	0	41	2.4
20	n/a	4	8	12	5	6	1	0	1	40	10.0
61	n/a	14	42	56	46	33	4	0	2	n/a	n/a
77	19:37	6	19	25	-23	24	2	0	2	100	6
82	19:53	8	19	27	3	20	2	1	0	123	6.5
40	19:38	1	10	11	-5	10	0	0	0	74	1.4
41	24:27	2	18	20	-9	12	1	0	0	83	2.4
75	23:24	12	30	42	6	24	1	0	3	152	7.9
78	24:36	16	41	57	10	30	7	0	4	249	6.4
75	25:49	9	37	46	1	28	0	0	4	184	4.9
56	25:17	6	24	30	10	20	2	0	0	126	4.8
<b>325</b>	<b>24:42</b>	<b>45</b>	<b>150</b>	<b>195</b>	<b>18</b>	<b>114</b>	<b>11</b>	<b>0</b>	<b>11</b>	<b>794</b>	<b>5.7</b>
<b>524</b>	<b>22:49</b>	<b>60</b>	<b>198</b>	<b>258</b>	<b>-7</b>	<b>168</b>	<b>15</b>	<b>1</b>	<b>13</b>	<b>1,091</b>	<b>5.5</b>
<b>61</b>	<b>...</b>	<b>14</b>	<b>42</b>	<b>56</b>	<b>46</b>	<b>33</b>	<b>4</b>	<b>0</b>	<b>2</b>	<b>...</b>	<b>...</b>

## PLAYOFFS

GP	G	A	PTS	PIM
...	...	...	...	...
...	...	...	...	...
21	5	10	15	4
...	...	...	...	...
...	...	...	...	...
5	0	2	2	0
6	1	4	5	4
10	3	6	9	0
<b>21</b>	<b>4</b>	<b>12</b>	<b>16</b>	<b>4</b>
<b>27</b>	<b>4</b>	<b>16</b>	<b>20</b>	<b>10</b>
<b>21</b>	<b>5</b>	<b>10</b>	<b>15</b>	<b>4</b>

# GAME-BY-GAME STAT BREAKDOWN



Date	Opp.	G	A	Pts	+/-	PIM	Hits	Bks	PPG	PPA	SHG	SHA	GWG	OTG	Shifts	TOI	SOG	S%	FW	FL	FO%	
Oct. 4	vs TOR	0	0	0	0	0	1	1	0	0	0	0	0	0	31	24:03	3	0.0	0	0	-	
Oct. 5	@ PIT	0	0	0	-1	2	1	4	0	0	0	0	0	0	29	26:12	1	0.0	0	0	-	
Oct. 7	vs BUF	0	1	1	1	0	0	2	0	0	0	0	0	0	31	27:10	5	0.0	0	0	-	
Oct. 11	vs ANA	0	1	1	1	0	0	4	0	0	0	0	0	0	24	25:38	3	0.0	0	0	-	
Oct. 12	@ CAR	0	0	0	-2	2	2	1	0	0	0	0	0	0	29	20:52	2	0.0	0	0	-	
Oct. 16	vs DAL	0	1	1	1	0	0	0	0	0	0	0	0	0	30	23:13	4	0.0	0	0	-	
Oct. 18	@ CHI	0	0	0	-1	2	1	2	0	0	0	0	0	0	28	23:35	0	-	0	0	-	
Oct. 19	vs NYI	1	0	1	0	0	1	0	0	0	0	0	0	0	31	25:15	5	20.0	0	0	-	
Oct. 21	@ TOR	0	1	1	1	0	2	4	0	1	0	0	0	0	26	25:23	2	0.0	0	0	-	
Oct. 24	vs CAR	0	1	1	1	2	1	2	0	0	0	0	0	0	30	24:18	1	0.0	0	0	-	
Oct. 26	@ PHI	0	1	1	-1	0	1	1	0	0	0	0	0	0	28	26:19	2	0.0	0	0	-	
Oct. 30	vs EDM	0	0	0	-1	0	1	2	0	0	0	0	0	0	30	24:54	1	0.0	0	0	-	
Nov. 1	@ STL	0	0	0	0	0	0	4	0	0	0	0	0	0	30	25:28	1	0.0	0	0	-	
Nov. 2	vs CGY	0	0	0	-3	0	1	4	0	0	0	0	0	0	30	25:13	2	0.0	0	0	-	
Nov. 5	vs VGK	0	0	0	0	0	2	2	0	0	0	0	0	0	31	28:50	2	0.0	0	0	-	
Nov. 7	@ ARI	0	1	1	0	0	2	2	0	0	0	0	0	0	29	21:37	2	0.0	0	0	-	
Nov. 9	@ COL	0	1	1	-1	0	1	2	0	1	0	0	0	0	29	26:39	2	0.0	0	0	-	
Nov. 12	@ MTL	0	0	0	0	0	2	3	0	0	0	0	0	0	32	28:25	3	0.0	0	0	-	
Nov. 15	vs STL	0	1	1	1	0	1	3	0	1	0	0	0	0	31	27:56	1	0.0	0	0	-	
Nov. 19	vs MTL	0	0	0	2	0	0	2	0	0	0	0	0	0	26	23:07	4	0.0	0	0	-	
Nov. 21	vs DET	0	2	2	-2	2	0	2	0	1	0	0	0	0	28	21:18	0	-	0	0	-	
Nov. 23	@ WPG	1	0	1	-1	0	0	2	1	0	0	0	0	0	29	25:22	2	50.0	0	0	-	
Nov. 25	vs OTT	0	0	0	1	0	3	4	0	0	0	0	0	0	31	24:16	1	0.0	0	0	-	
Nov. 27	vs PHI	1	0	1	1	2	0	2	0	0	0	0	0	0	31	25:42	4	25.0	0	0	-	
Nov. 29	vs PIT	0	1	1	1	0	0	2	0	1	0	0	0	0	33	20:55	0	-	0	0	-	
Nov. 30	@ NYI	0	0	0	-1	0	4	2	0	0	0	0	0	0	33	27:11	3	0.0	0	0	-	
Dec. 3	vs ARI	0	0	0	-1	0	0	0	0	0	0	0	0	0	29	26:32	3	0.0	0	0	-	
Dec. 5	vs NYR	1	0	1	0	0	1	1	0	0	0	0	0	0	28	24:16	7	14.3	0	0	-	
Dec. 7	@ FLA	0	0	0	-1	0	0	0	0	0	0	0	0	0	30	27:54	2	0.0	0	0	-	
Dec. 9	@ WSH	0	1	1	2	0	0	2	0	0	0	0	0	0	28	25:58	2	0.0	0	0	-	
Dec. 12	@ PIT	0	0	0	0	0	1	3	0	0	0	0	0	0	30	27:20	1	0.0	0	0	-	
Dec. 14	@ OTT	0	0	0	-2	2	5	1	0	0	0	0	0	0	33	27:10	4	0.0	0	0	-	
Dec. 16	vs WSH	0	0	0	0	0	0	3	0	0	0	0	0	0	30	26:48	0	-	0	0	-	
Dec. 17	@ DET	0	2	2	3	0	1	1	0	1	0	0	0	0	33	25:52	6	0.0	0	0	-	
Dec. 19	vs LAK	0	1	1	0	2	2	1	0	0	0	0	0	0	33	27:21	1	0.0	0	0	-	
Dec. 21	vs NJD	0	2	2	1	0	1	3	0	0	0	1	0	0	25	23:14	2	0.0	0	0	-	
Dec. 23	@ NYI	0	0	0	1	0	4	1	0	0	0	0	0	0	32	25:38	2	0.0	0	0	-	
Dec. 27	@ WSH	0	0	0	0	0	3	6	0	0	0	0	0	0	34	29:57	1	0.0	0	0	-	
Dec. 29	vs CHI	0	0	0	0	2	1	0	0	0	0	0	0	0	31	25:19	5	0.0	0	0	-	
Dec. 31	vs FLA	0	0	0	2	0	0	5	0	0	0	0	0	0	25	23:10	2	0.0	0	0	-	
Jan. 2	@ BOS	0	1	1	1	0	1	3	0	0	0	0	0	0	29	26:38	0	-	0	0	-	
Jan. 4	vs SJS	0	1	1	1	0	1	0	0	0	0	0	0	0	28	25:07	3	0.0	0	0	-	
Jan. 6	@ LAK	0	0	0	1	0	2	3	0	0	0	0	0	0	25	23:24	1	0.0	0	0	-	
Jan. 7	@ ANA	0	0	0	-2	0	2	2	0	0	0	0	0	0	28	25:09	2	0.0	0	0	-	
Jan. 9	@ SJS	0	0	0	-1	0	0	1	0	0	0	0	0	0	27	27:32	0	-	0	0	-	
Jan. 11	@ VGK	0	1	1	1	0	2	1	0	1	0	0	0	0	27	23:42	1	0.0	0	0	-	
Jan. 14	vs BOS	0	0	0	1	0	0	4	0	0	0	0	0	0	32	27:00	3	0.0	0	0	-	
Jan. 16	vs CAR	0	0	0	0	0	2	5	0	0	0	0	0	0	26	24:57	2	0.0	0	0	-	
Jan. 18	vs NJD	0	0	0	2	0	0	2	0	0	0	0	0	0	25	23:59	2	0.0	0	0	-	
Jan. 19	@ NYR	0	1	1	1	0	1	2	0	0	0	0	0	0	26	25:37	4	0.0	0	0	-	
Jan. 22	vs WPG	1	1	2	2	0	0	3	0	0	0	0	0	0	29	25:14	4	25.0	0	0	-	
Feb. 1	@ BUF	0	0	0	-1	0	0	1	0	0	0	0	0	0	27	23:35	0	-	0	0	-	
Feb. 2	@ MTL	0	1	1	3	0	0	1	0	0	0	0	0	0	27	24:23	2	0.0	0	0	-	
Feb. 4	vs FLA	0	0	0	0	0	2	3	0	0	0	0	0	0	30	26:13	3	0.0	0	0	-	
Feb. 7	vs DET	0	0	0	0	2	2	3	0	0	0	0	0	0	26	24:16	1	0.0	0	0	-	
Feb. 8	vs COL	1	0	1	-1	0	1	3	1	0	0	0	0	0	25	23:35	4	25.0	0	0	-	
Feb. 10	vs TBL																					
Feb. 13	@ BUF																					
Feb. 14	vs NYR																					
Feb. 16	@ NJD																					
Feb. 18	@ PHI																					
Feb. 20	vs PHI																					
Feb. 22	@ NSH																					
Feb. 24	vs OTT																					
Feb. 25	@ MIN																					
Feb. 28	vs MIN																					
Mar. 1	vs VAN																					
Mar. 4	@ CGY																					
Mar. 7	@ EDM																					
Mar. 8	@ VAN																					
<b>TOTALS</b>		<b>6</b>	<b>24</b>	<b>30</b>	<b>10</b>	<b>20</b>	<b>62</b>	<b>123</b>	<b>2</b>	<b>7</b>	<b>0</b>	<b>1</b>	<b>0</b>	<b>0</b>	<b>1,628</b>	<b>25:17</b>	<b>126</b>	<b>4.76</b>	<b>0</b>	<b>0</b>	<b>-</b>	



# JOONAS KORPISALO



**Position:** GOALTENDER **Glove:** LEFT  
**Birthplace:** PORI, FINLAND

**Ht:** 6'3" **Wt:** 191 **Born:** APR. 28, 1994  
**Resides:** HELSINKI, FINLAND

## 2019-20 STATISTICS

GP	W	L	OT	SA	GA	GAA	SV	SV%	SO	G	A	PIM	MIN
37	19	12	5	1,030	92	2.60	938	.911	2	0	1	0	2,125:54

**Games lost to injury:** 24... **Most Saves:** 39 (45 Shots) - Oct. 26 at Philadelphia... **Most Shots Faced:** 45 - Oct. 26 at Philadelphia.

## 2019-20 SEASON

- Set career bests in games played and started, wins, goals-against average (tied), shutouts and minutes played
- Led CBJ in games played, wins and minutes played
- Ranked fifth in the NHL in GAA from Nov. 1 until the end of the season (2.31, min 25 GP) and ninth-T in save percentage (.920)
- Selected to play in his first NHL All-Star Game in St. Louis but missed the event due to a knee injury
- Named the NHL's Third Star for the week ending Dec. 16-22 (4-0-0, 1.50 GAA, .939 SV%, 1 SO)
- Won a career-high five-straight games from Dec. 16-23 and had a career-high nine-game regulation unbeaten streak from Dec. 9-27 (6-0-3)
- Collected his first career NHL assist on Dec. 9 at Washington
- Stopped all 25 shots in a 1-0 victory on Nov. 25 vs. Ottawa and made 30 saves in a 3-0 win on Dec. 16 vs. Washington
- Played in his 100th career NHL game on Oct. 30 vs. Edmonton

## CAREER HIGHLIGHTS

- Went 10-7-3 with a 2.95 GAA and .897 SV% in 27 games for the Blue Jackets in 2018-19
- Had a four-game win streak from Oct. 4-27, 2018 and seven-game regulation unbeaten streak from Oct. 4-Nov. 10, 2018 (5-0-2)
- Finished 8-8-1 with a 3.32 GAA in 18 games with Columbus and 3-4-1 (2.26 GAA, .924 SV%) with Cleveland (AHL) in 2017-18
- Was 7-5-1 with a 2.88 GAA, .905 SV% in 14 games in 2016-17
- Turned aside all 24 shots for his first NHL shutout on Feb. 25, 2017 vs. the NY Islanders (7-0 W)
- Also posted a 7-6-3 record with a 2.69 GAA and .907 SV% in 16 games with Cleveland (AHL) in 2016-17
- Represented Finland at the 2017 IIHF World Championships (2-3, 3.82 GAA, .858 SV% in six games)
- Posted a 16-11-4 record with a 2.60 GAA and a .920 SV% in 31 contests with Columbus in 2015-16, leading the club in wins, GAA and SV%
- Finished third among NHL rookie goaltenders in wins and SV% and fourth in games played, shots-against (969) and saves (891)
- Went 13-3-3 with a 2.28 GAA and .929 SV% in 19 starts from Jan. 13-Mar. 8, 2016, including 12-straight starts from Jan. 23-Feb. 22, 2016
- Stopped 30 shots in regulation/overtime and 5-of-6 on Dec. 19, 2015 vs. Philadelphia to capture first NHL win (3-2 SOW)
- Made his NHL debut on Dec. 14, 2015 vs. Tampa Bay, turning aside 27 shots (2-1 L)
- Posted an 8-8-2 record with a 2.36 GAA and .913 SV% in 18 regular season contests with Lake Erie (AHL) in 2015-16
- Went 6-2 with a 2.96 GAA in nine playoff contests to help Lake Erie capture the 2016 Calder Cup
- Played in 38 games for Ilves of Finland's Elite League in 2014-15 before transitioning to Springfield (AHL)
- Finished 14-13-7 with a 2.34 GAA and .919 SV% for Ilves 2014-15
- Appeared in games for six different clubs in three different European leagues over the course of the 2013-14 season
- Earned a 1.42 GAA and .957 SV% in eight appearances with Ilves (Liiga) in 2013-14
- Recorded a 2.71 GAA and .900 SV% in 18 appearances with Kiekko in Finland's Mestis league in 2012-13
- Spent the 2011-12 season with Jokerit (Finland Jr.), going 28-11 in 39 games
- Won the Jorma Valtonen Award as the top goaltender in Finland's junior league
- Represented Finland at the 2012 IIHF World U18 Junior Championships and went 3-3 with a 3.02 GAA, .902 SV% and one shutout in seven games, helping the club reach the bronze medal game
- **Drafted:** Columbus' third round pick, 62nd overall, in the 2012 NHL Draft



## CAREER STATISTICS

YEAR	TEAM	LEAGUE	GP	W	L	OT	SA	GA	SV%	GAA	MIN
2012-13	Jokerit	Liiga	1	0	0	0	0	0	n/a	1.000	.00 15
	Kiekko-Vantaa	Mestis	18	n/a	n/a	n/a	0	45	n/a	.900	2.71 997
2013-14	Jokerit	Liiga	1	0	1	0	0	3	n/a	.813	5.32 34
	Kiekko-Vantaa	Mestis	4	n/a	n/a	n/a	0	11	n/a	.895	3.31 199
	Ilves Tampere Jr.	Fin-Jr.	2	n/a	n/a	n/a	0	5	n/a	.906	2.50 120
	Ilves Tampere	Liiga	8	3	1	0	1	8	n/a	.957	1.42 337
2014-15	LeKi Lempaaala	Mestis	2	n/a	n/a	n/a	0	7	n/a	.851	6.13 68
	Ilves Tampere	Liiga	38	14	13	7	2	83	n/a	.919	2.34 2,132
2015-16	Springfield	AHL	3	0	2	0	0	9	74	.878	3.20 169
	Columbus	NHL	31	16	11	4	0	78	969	.920	2.60 1,803
2016-17	Lake Erie	AHL	18	8	8	2	2	42	481	.913	2.36 1,066
	Columbus	NHL	14	7	5	1	1	38	401	.905	2.88 791
2017-18	Cleveland	AHL	16	7	6	3	0	42	451	.907	2.69 935
	Columbus	NHL	18	8	8	1	0	58	564	.897	3.32 1,049
2018-19	Cleveland	AHL	8	3	4	1	0	18	236	.924	2.26 479
	Columbus	NHL	27	10	7	3	0	67	651	.897	2.95 1,361
2019-20	Columbus	NHL	37	19	12	5	2	92	1,030	.911	2.60 2,126
	Cleveland	AHL	1	1	0	0	0	2	34	.941	1.95 62

## REGULAR SEASON

GP	W	L	OT	SO	GA	SA	SV%	GAA	MIN
127	60	43	14	3	333	3,615	.908	2.80	7,129
46	19	20	6	2	113	1,276	.911	2.50	2,711
48	17	15	7	3	94	...	...	...	2,518
24	...	...	...	0	63	...	...	...	1,264

## PLAYOFFS

GP	W-L	SO	GA	SV%	GAA	MIN
9	6-2	0	25	.898	2.96	507
2	...	...	...	.951	1.24	...

**CBJ/NHL Totals**  
**AHL Totals**  
**Liiga Totals**  
**Mestis Totals**

# GAME-BY-GAME STAT BREAKDOWN



Date	Opp.	GS	TOI	W	L	OTL	GA	GAA	SA	SV	SV%	SO	G	A	PIM
Oct. 4	vs TOR	1	60:00	0	1	0	4	4.00	29	25	.862	0	0	0	0
Oct. 5	@ PIT														
Oct. 7	vs BUF	1	61:47	1	0	0	3	2.91	18	15	.833	0	0	0	0
Oct. 11	vs ANA	1	58:01	0	1	0	2	2.07	23	21	.913	0	0	0	0
Oct. 12	@ CAR	1	60:00	1	0	0	2	2.00	32	30	.938	0	0	0	0
Oct. 16	vs DAL	1	59:56	1	0	0	2	2.00	32	30	.938	0	0	0	0
Oct. 18	@ CHI														
Oct. 19	vs NYI	1	60:33	0	0	1	3	2.97	34	31	.912	0	0	0	0
Oct. 21	@ TOR	1	61:57	1	0	0	3	2.91	31	28	.903	0	0	0	0
Oct. 24	vs CAR	1	63:28	1	0	0	3	2.84	24	21	.875	0	0	0	0
Oct. 26	@ PHI	1	58:53	0	1	0	6	6.11	45	39	.867	0	0	0	0
Oct. 30	vs EDM	1	24:56	0	1	0	4	9.63	12	8	.667	0	0	0	0
Nov. 1	@ STL														
Nov. 2	vs CGY	1	59:38	0	1	0	2	2.01	28	26	.929	0	0	0	0
Nov. 5	vs VGK	1	58:29	0	1	0	2	2.05	25	23	.920	0	0	0	0
Nov. 7	@ ARI	1	59:24	1	0	0	2	2.02	32	30	.938	0	0	0	0
Nov. 9	@ COL	1	58:26	0	1	0	4	4.11	36	32	.889	0	0	0	0
Nov. 12	@ MTL														
Nov. 15	vs STL	1	63:34	1	0	0	2	1.89	27	25	.926	0	0	0	0
Nov. 19	vs MTL	1	60:00	1	0	0	2	2.00	32	30	.938	0	0	0	0
Nov. 21	vs DET	1	58:54	1	0	0	4	4.07	26	22	.846	0	0	0	0
Nov. 23	@ WPG														
Nov. 25	vs OTT	1	60:00	1	0	0	0	0.00	25	25	1.000	1	0	0	0
Nov. 27	vs PHI	1	58:06	0	1	0	3	3.10	22	19	.864	0	0	0	0
Nov. 29	vs PIT	1	60:00	1	0	0	2	2.00	31	29	.935	0	0	0	0
Nov. 30	@ NYI														
Dec. 3	vs ARI	1	59:11	0	1	0	3	3.04	27	24	.889	0	0	0	0
Dec. 5	vs NYR	1	58:37	0	1	0	3	3.07	19	16	.842	0	0	0	0
Dec. 7	@ FLA														
Dec. 9	@ WSH	1	59:53	1	0	0	2	2.00	39	37	.949	0	0	1	0
Dec. 12	@ PIT	1	62:40	0	0	1	1	0.96	32	31	.969	0	0	0	0
Dec. 14	@ OTT	0	41:56	0	0	1	2	2.86	19	17	.895	0	0	0	0
Dec. 16	vs WSH	1	60:00	1	0	0	0	0.00	30	30	1.000	1	0	0	0
Dec. 17	@ DET	1	59:29	1	0	0	3	3.03	21	18	.857	0	0	0	0
Dec. 19	vs LAK	1	60:15	1	0	0	2	1.99	25	23	.920	0	0	0	0
Dec. 21	vs NJD	1	60:00	1	0	0	1	1.00	22	21	.955	0	0	0	0
Dec. 23	@ NYI	1	60:00	1	0	0	2	2.00	37	35	.946	0	0	0	0
Dec. 27	@ WSH	1	63:13	0	0	1	2	1.90	36	34	.944	0	0	0	0
Dec. 29	vs CHI	1	65:00	0	0	0	2	1.85	30	28	.933	0	0	0	0
Dec. 31	vs FLA		INJURED												
Jan. 2	@ BOS		INJURED												
Jan. 4	vs SJS		INJURED												
Jan. 6	@ LAK		INJURED												
Jan. 7	@ ANA		INJURED												
Jan. 9	@ SJS		INJURED												
Jan. 11	@ VGK		INJURED												
Jan. 14	vs BOS		INJURED												
Jan. 16	vs CAR		INJURED												
Jan. 18	vs NJD		INJURED												
Jan. 19	@ NYR		INJURED												
Jan. 22	vs WPG		INJURED												
Feb. 1	@ BUF		INJURED												
Feb. 2	@ MTL		INJURED												
Feb. 4	vs FLA		INJURED												
Feb. 7	vs DET		INJURED												
Feb. 8	vs COL		INJURED												
Feb. 10	vs TBL		INJURED												
Feb. 13	@ BUF		INJURED												
Feb. 14	vs NYR		INJURED												
Feb. 16	@ NJD		INJURED												
Feb. 18	@ PHI		INJURED												
Feb. 20	vs PHI		INJURED												
Feb. 22	@ NSH		INJURED												
Feb. 24	vs OTT	0	33:19	1	0	0	1	1.80	15	14	0.933	0	0	0	0
Feb. 25	@ MIN														
Feb. 28	vs MIN	1	32:30	0	1	0	4	7.38	15	11	0.733	0	0	0	0
Mar. 1	vs VAN	1	59:59	1	0	0	3	3.00	39	36	0.923	0	0	0	0
Mar. 4	@ CGY	1	64:49	0	0	1	3	2.78	37	34	0.919	0	0	0	0
Mar. 7	@ EDM	1	59:01	0	1	0	3	3.05	23	20	0.870	0	0	0	0
Mar. 8	@ VAN														
<b>TOTALS</b>		<b>35</b>	<b>2,126</b>	<b>19</b>	<b>12</b>	<b>5</b>	<b>92</b>	<b>2.60</b>	<b>1,030</b>	<b>938</b>	<b>0.911</b>	<b>2</b>	<b>0</b>	<b>1</b>	<b>0</b>



# DEAN KUKAN

# 46

**Position:** DEFENSE    **Shot:** LEFT    **Ht:** 6'2"    **Wt:** 192    **Born:** JULY 8, 1993  
**Birthplace:** VOLKETSCH, SWITZERLAND    **Resides:** ZURICH, SWITZERLAND

## 2019-20 STATISTICS

GP	G	A	PTS	+/-	PIM	PP	SH	GW	SHOTS	SPCT.	TOI	HITS	GVA	TKA	BKSHOTS
33	1	4	5	-9	12	1	0	0	51	2.0	15:58	24	14	7	28

**Games lost to injury:** 29... **Multi-point (goal) games:** 0 (0)... **Most Points:** 1 (5x) - Dec. 21 vs. New Jersey, most recent... **Most Goals:** 1 - Dec. 3 vs. Arizona... **Most Assists:** 1 (4x) - Dec. 21 vs. New Jersey, most recent... **Most PIM:** 2 (6x) - Jan. 2 at Boston, most recent... **Most Shots:** 6 - Dec. 19 vs. Los Angeles... **TOI:** 22:54 - Dec. 3 vs. Arizona.

## 2019-20 SEASON

- Set career highs in goals, points (tied) and games played
- Missed the final 29 games of the season due to a knee injury suffered on Jan. 2 at Boston
- Played in 31-straight contests from Oct. 26-Jan. 2
- Had points in back-to-back games Dec. 3-5 (1-1-2), including his first career regular season goal on Dec. 3 vs. Arizona (Darcy Kuemper)
- Made his season debut on Oct. 5 at Pittsburgh

- Recorded 3-10-13 in 52 games in second full season with Luleå HF of the Swedish Hockey League in 2014-15
- Represented Switzerland at the 2015 IIHF World Championships
- Helped Luleå capture the 2015 Champions Hockey League championship, a tournament featuring teams from several first-tier leagues in Europe
- Played in 54 games for Luleå HF (SHL) in 2013-14, registering 4-8-12
- Skated in seven games for Switzerland at the 2014 IIHF World Championships
- Played for three different teams in Sweden's hockey system, including 16 games with Luleå HF in 2012-13
- Suited up for Switzerland at 2013 IIHF World Junior Championships, recording 0-1-1 in six contests
- Made SHL debut in 2011-12, skating in three games with Luleå HF
- Spent most of 2011-12 season with Luleå J20, registering 5-16-21 in 42 games
- Tallied 1-1-2 in six games for Switzerland at the 2012 IIHF World Junior Championships

## CAREER HIGHLIGHTS

- Set career highs in assists, points and games played with 0-5-5 in 25 games in 2018-19
- Made his Stanley Cup Playoffs debut, skating in all 10 outings during the 2019 postseason
- Notched his first career goal in Game Five of the Eastern Conference Semifinals on May 4, 2019 at Boston
- Posted 0-4-4 in 20 games with Columbus in 2017-18, including his first NHL point (assist) on Jan. 30 vs. Minnesota
- Added 1-14-15 in 32 contests with Cleveland (AHL) and was selected to play in the AHL All-Star Game
- Helped Switzerland capture silver at the 2018 IIHF World Championships with 1-2-3 in 10 games
- Collected 4-25-29 and 43 penalty minutes in 72 games with Cleveland (AHL) in 2016-17, ranking third on the team in assists and leading club defensemen in assists and points
- Played for Switzerland in the 2017 IIHF World Championships, recording 0-1-1 in eight games
- Made his NHL debut on Mar. 26, 2016 at Nashville and was +9 in eight contests with Columbus in 2015-16
- Tied franchise rookie record at +4 on Apr. 2, 2016 at Carolina and Apr. 6, 2016 at Toronto.
- Added 3-10-13 in 33 games with Lake Erie (AHL) in 2015-16 and notched 1-4-5 in 17 postseason contests to help the Monsters capture the Calder Cup
- Scored a goal in his AHL debut on Oct. 9, 2015 at Rochester

- **DRAFTED:** Undrafted
- **ACQUIRED:** Signed a two-year, entry level contract with Columbus on June 1, 2015.



## CAREER STATISTICS

YEAR	TEAM	LEAGUE	GP	TOI	G	A	PTS	+/-	PIM	PP	SH	GW	S	S%	GP	G	A	PTS	PIM
2011-12	Luleå HF	SHL	3	n/a	0	0	0	0	0	0	0	0	3	0.0	...	...	...	...	...
	Luleå J20	SuperElit	42	n/a	5	16	21	5	8	n/a	n/a	n/a	n/a	n/a	3	0	2	2	2
2012-13	Luleå HF	SHL	16	n/a	1	3	4	9	0	0	0	0	11	9.1	15	0	1	1	0
2013-14	Luleå HF	SHL	54	n/a	4	8	12	8	12	0	1	1	68	5.9	6	1	1	2	0
2014-15	Luleå HF	SHL	52	n/a	3	10	13	2	14	0	0	2	47	6.4	7	0	2	2	0
2015-16	Columbus	NHL	8	17:21	0	0	0	9	0	0	0	0	3	0.0	...	...	...	...	...
	Lake Erie	AHL	33	n/a	3	10	13	3	8	1	0	0	41	7.3	17	1	4	5	2
2016-17	Cleveland	AHL	72	n/a	4	25	29	-7	43	2	0	0	95	4.2	...	...	...	...	...
2017-18	Columbus	NHL	11	12:22	0	4	4	2	2	0	0	0	12	0.0	...	...	...	...	...
	Cleveland	AHL	32	n/a	1	14	15	-3	20	1	0	0	56	1.8	...	...	...	...	...
2018-19	Columbus	NHL	25	13:28	0	5	5	6	6	0	0	0	16	0.0	10	1	0	1	2
	Cleveland	AHL	5	n/a	1	1	2	0	0	1	0	1	14	7.1	...	...	...	...	...
2019-20	Columbus	NHL	33	15:58	1	4	5	-9	12	1	0	0	51	2.0	...	...	...	...	...
<b>CBJ/NHL Totals</b>			<b>77</b>	<b>14:47</b>	<b>1</b>	<b>13</b>	<b>14</b>	<b>8</b>	<b>20</b>	<b>0</b>	<b>0</b>	<b>0</b>	<b>82</b>	<b>1.2</b>	<b>10</b>	<b>1</b>	<b>0</b>	<b>1</b>	<b>2</b>
<b>AHL Totals</b>			<b>142</b>	...	<b>9</b>	<b>50</b>	<b>59</b>	<b>-7</b>	<b>71</b>	<b>5</b>	<b>0</b>	<b>2</b>	<b>206</b>	<b>4.4</b>	<b>17</b>	<b>1</b>	<b>4</b>	<b>5</b>	<b>2</b>
<b>SHL Totals</b>			<b>125</b>	...	<b>8</b>	<b>21</b>	<b>29</b>	<b>19</b>	<b>26</b>	<b>0</b>	<b>1</b>	<b>3</b>	<b>129</b>	<b>6.2</b>	<b>28</b>	<b>1</b>	<b>4</b>	<b>5</b>	<b>0</b>
<b>SuperElit Totals</b>			<b>53</b>	...	<b>7</b>	<b>17</b>	<b>24</b>	<b>0</b>	<b>10</b>	...	...	...	...	...	<b>3</b>	<b>0</b>	<b>2</b>	<b>2</b>	<b>2</b>

## REGULAR SEASON

GP	TOI	G	A	PTS	+/-	PIM	PP	SH	GW	S	S%
77	14:47	1	13	14	8	20	0	0	0	82	1.2
142	...	9	50	59	-7	71	5	0	2	206	4.4
125	...	8	21	29	19	26	0	1	3	129	6.2
53	...	7	17	24	0	10	...	...	...	...	...

## PLAYOFFS

GP	G	A	PTS	PIM
10	1	0	1	2
17	1	4	5	2
28	1	4	5	0
3	0	2	2	2







# ELVIS MERZLIKINS

# 90

**Position:** GOALTENDER **Glove:** LEFT  
**Birthplace:** RIGA, LATVIA

**Ht:** 6'3" **Wt:** 181 **Born:** APR. 13, 1994  
**Resides:** LUGANO, SWITZERLAND

## 2019-20 STATISTICS

GP	W	L	OT	SA	GA	GAA	SV	SV%	SO	G	A	PIM	MIN
33	13	9	8	919	71	2.35	848	.923	5	0	0	0	1,815:08

**Games lost to injury:** 4... **Most Saves:** 41 (41 Shots) - Jan. 18 vs. New Jersey... **Most Shots Faced:** 41 - Jan. 18 vs. New Jersey.

## 2019-20 SEASON

- Finished second-T in the NHL in shutouts and fifth in goals-against average and save percentage (tied) (min. 20 GP)
- Led the NHL in shutouts (5) and ranked second in GAA (1.97) and SV% (.935) from Dec. 31 through the end of the campaign
- Became the sixth goaltender, and second rookie, since 1929-30 to record five shutouts in a span of eight outings, accomplishing the feat from Jan. 11-Feb. 7 (8-0-0, 1.00 GAA, .967 SV%)
- Named the NHL's First Star for the week of Feb. 3-9 (2-1-0, 0.67 GAA, .971 SV%, 2 SO)
- Named the NHL's Second Star for the week of Jan. 13-19 (3-0-0, 0.67 GAA, .982 SV%, 2 SO)
- Made a career-high 41 saves in a 5-0 shutout victory on Jan. 1 vs. New Jersey
- Stopped 27 shots in a 3-0 victory for his first career shutout on Jan. 11 at Vegas
- Collected his first career NHL win, stopping 36-of-37 shots in a 4-1 victory on Dec. 31 vs. Florida
- Set a CBJ record for most saves (33) and shots faced (40) in an NHL debut on Oct. 5 at Pittsburgh

## CAREER HIGHLIGHTS

- Went 22-18-0 with a 2.44 GAA, .921 SV% and a career-high five shutouts in 43 games with HC Lugano (NLA) in 2018-19
- Finished second-T in the league in wins, third-T in shutouts and fourth in SV%
- Posted a 2.78 GAA and .914 SV% in five appearances for Latvia at the 2019 IIHF World Championships
- Went 19-15-1 with a 2.72 GAA, .921 SV% with 4 shutouts in 40 games with HC Lugano in 2017-18
- Won the NLA "Jacques Plante Trophy" for Goalie of the Year in 2017-18 for the second time in his career after ranking third-T in the league in shutouts, fourth in wins and fifth in SV%
- Set playoff career highs in wins and games played, leading Lugano to the 2018 final series with a 11-7 record, 2.17 GAA and .935 SV% in 18 games

- Ranked fourth at the 2018 IIHF World Championships in SV% with a 4-1-1 record, 1.50 GAA, .940 SV% and two shutouts for Latvia and was named a top three player for his country for the third-straight year
- Posted a 19-16-1 record with a 2.89 GAA, .916 SV% and three shutouts with HC Lugano in 2016-17
- Ranked fourth in the 2017 IIHF World Championships with a .934 SV% and posted a 1.98 GAA in six games for Latvia and was named a top three player for his country
- Awarded the 2015-16 NLA "Jacques Plante Trophy" for Goalie of the Year after registering a 23-13-4 record with a 2.76 GAA and .922 SV% in 44 games
- Ranked second in the league in SV%, fifth in wins and sixth in GAA during the 2015-16 campaign
- Named a top three player for Latvia at the 2016 IIHF World Championships after finishing with a 2.91 GAA and .912 SV% in five games
- Went 11-7-1 in 21 games with HC Lugano with a 2.61 GAA and .913 SV% with 1 shutout in 2014-15
- Made his NLA debut, registering a 11-10-0 record with a 2.13 GAA and .925 SV% in 22 games with HC Lugano in 2013-14
- Won a 2014 IIHF World Junior Championship (DIA) silver medal with Latvia
- Played 30 games with Lugano U20 (Elite Jr. A), finishing with a 2.76 GAA in 2012-13
- Appeared in three contests with Latvia at the 2013 IIHF World Junior Championships
- Played for Latvia at the 2012 IIHF World Junior and U18 World Championships
- DRAFTED:** Columbus' third round pick, 76th overall, at the 2014 NHL Draft.



## CAREER STATISTICS

YEAR	TEAM	LEAGUE	GP	W	L	OT	SO	GA	SA	SV%	GAA	MIN
2011-12	Lugano U20	Swiss-Jr	8	n/a	n/a	n/a	n/a	n/a	n/a	n/a	3.52	n/a
2012-13	Lugano U20	Swiss-Jr	30	n/a	n/a	n/a	n/a	n/a	n/a	n/a	2.76	n/a
2013-14	HC Lugano	Swiss-A	22	11	10	0	1	45	596	.925	2.13	1,269
	Lugano U20	Swiss-Jr	12	n/a	n/a	n/a	n/a	n/a	n/a	n/a	2.07	n/a
2014-15	HC Lugano	Swiss-A	21	11	7	1	1	57	659	.913	2.61	1,309
2015-16	HC Lugano	Swiss-A	44	23	13	4	1	125	1,609	.922	2.76	2,713
2016-17	HC Lugano	Swiss-A	40	19	16	1	3	116	1,387	.916	2.89	2,408
2017-18	HC Lugano	Swiss-A	40	19	15	1	4	110	1,390	.921	2.72	2,431
2018-19	HC Lugano	Swiss-A	43	22	18	0	5	104	1,312	.921	2.44	2,559
2019-20	Columbus	NHL	33	13	9	8	5	71	919	.923	2.35	1,815
	Cleveland	AHL	2	1	1	0	0	3	59	.949	1.52	119
	<b>CBJ/NHL Totals</b>		<b>33</b>	<b>13</b>	<b>9</b>	<b>8</b>	<b>5</b>	<b>71</b>	<b>919</b>	<b>.923</b>	<b>2.35</b>	<b>1,815</b>
	<b>AHL Totals</b>		<b>2</b>	<b>1</b>	<b>1</b>	<b>0</b>	<b>0</b>	<b>3</b>	<b>59</b>	<b>.949</b>	<b>1.52</b>	<b>119</b>
	<b>Swiss-A Totals</b>		<b>210</b>	<b>105</b>	<b>79</b>	<b>7</b>	<b>15</b>	<b>453</b>	<b>5,641</b>	<b>.920</b>	<b>2.68</b>	<b>12,689</b>
	<b>Swiss-Jr Totals</b>		<b>50</b>	...	...	...	...	...	...	...	<b>2.78</b>	...

## REGULAR SEASON

GP	W	L	OT	SO	GA	SA	SV%	GAA	MIN
33	13	9	8	5	71	919	.923	2.35	1,815
2	1	1	0	0	3	59	.949	1.52	119
210	105	79	7	15	453	5,641	.920	2.68	12,689
50	...	...	...	...	...	...	...	2.78	...

## PLAYOFFS

GP	W-L	SO	GA	SV%	GAA	MIN
3	n/a	n/a	n/a	n/a	5.07	n/a
4	n/a	n/a	n/a	n/a	3.84	n/a
1	0-0	0	1	.976	.750	80
10	n/a	n/a	n/a	n/a	1.68	n/a
1	0-1	0	2	.857	3.33	37
15	8-6	0	36	.937	2.32	930
11	5-5	0	25	.933	2.29	654
18	11-7	2	40	.935	2.17	1,104
4	0-4	0	...	.872	3.95	273
...	...	...	...	...	...	...
...	...	...	...	...	...	...
...	...	...	...	...	...	...
...	...	...	...	...	...	...
50	24-23	2	104	.932	2.25	1,974
17	...	...	...	...	3.53	...

# GAME-BY-GAME STAT BREAKDOWN



Date	Opp.	GS	TOI	W	L	OTL	GA	GAA	SA	SV	SV%	SO	G	A	PIM
Oct. 4	vs TOR														
Oct. 5	@ PIT	1	60:00	0	1	0	7	7.00	40	33	0.825	0	0	0	0
Oct. 7	vs BUF														
Oct. 11	vs ANA														
Oct. 12	@ CAR														
Oct. 16	vs DAL														
Oct. 18	@ CHI	1	60:12	0	0	1	3	2.99	33	30	0.909	0	0	0	0
Oct. 19	vs NYI														
Oct. 21	@ TOR														
Oct. 24	vs CAR														
Oct. 26	@ PHI														
Oct. 30	vs EDM	0	35:04	0	0	0	0	0.00	19	19	1.000	0	0	0	0
Nov. 1	@ STL	1	60:08	0	0	1	4	3.99	27	23	.852	0	0	0	0
Nov. 2	vs CGY														
Nov. 5	vs V GK														
Nov. 7	@ ARI		MINORS												
Nov. 9	@ COL		MINORS												
Nov. 12	@ MTL	1	65:00	0	0	1	2	1.85	32	30	.938	0	0	0	0
Nov. 15	vs STL														
Nov. 19	vs MTL														
Nov. 21	vs DET														
Nov. 23	@ WPG	1	58:19	0	1	0	4	4.12	31	27	.871	0	0	0	0
Nov. 25	vs OTT														
Nov. 27	vs PHI														
Nov. 29	vs PIT														
Nov. 30	@ NYI	1	56:37	0	1	0	2	2.12	27	25	.926	0	0	0	0
Dec. 3	vs ARI														
Dec. 5	vs NYR														
Dec. 7	@ FLA	1	59:30	0	1	0	3	3.03	26	23	.885	0	0	0	0
Dec. 9	@ WSH														
Dec. 12	@ PIT														
Dec. 14	@ OTT	1	20:00	0	0	0	2	6.00	8	6	.750	0	0	0	0
Dec. 16	vs WSH														
Dec. 17	@ DET														
Dec. 19	vs LAK														
Dec. 21	vs NJD														
Dec. 23	@ NYI														
Dec. 27	@ WSH														
Dec. 29	vs CHI	0	0:00	0	0	1	0	-	0	0	-	0	0	0	0
Dec. 31	vs FLA	1	60:00	1	0	0	1	1.00	37	36	.973	0	0	0	0
Jan. 2	@ BOS	1	60:52	1	0	0	1	0.99	26	25	.962	0	0	0	0
Jan. 4	vs SJS	1	57:32	0	1	0	3	3.13	28	23	.893	0	0	0	0
Jan. 6	@ LAK	1	60:00	1	0	0	2	2.00	37	35	.946	0	0	0	0
Jan. 7	@ ANA	1	60:00	1	0	0	3	3.00	40	37	.925	0	0	0	0
Jan. 9	@ SJS	1	56:30	0	1	0	3	3.19	33	30	.909	0	0	0	0
Jan. 11	@ V GK	1	59:55	1	0	0	0	0.00	27	27	1.000	1	0	0	0
Jan. 14	vs BOS	1	59:54	1	0	0	0	0.00	34	34	1.000	1	0	0	0
Jan. 16	vs CAR	1	59:57	1	0	0	2	2.00	34	32	.941	0	0	0	0
Jan. 18	vs NJD	1	60:00	1	0	0	0	0.00	41	41	1.000	1	0	0	0
Jan. 19	@ NYR														
Jan. 22	vs WPG	1	59:35	1	0	0	3	3.02	30	27	.900	0	0	0	0
Feb. 1	@ BUF														
Feb. 2	@ MTL	1	60:00	1	0	0	3	3.00	30	27	.900	0	0	0	0
Feb. 4	vs FLA	1	61:54	1	0	0	0	0.00	32	32	1.000	1	0	0	0
Feb. 7	vs DET	1	58:33	1	0	0	0	0.00	16	16	1.000	1	0	0	0
Feb. 8	vs COL	1	57:43	0	1	0	2	2.08	22	20	.909	0	0	0	0
Feb. 10	vs TBL	1	60:31	0	0	1	2	1.98	30	28	.933	0	0	0	0
Feb. 13	@ BUF														
Feb. 14	vs NYR	1	58:35	0	1	0	2	2.05	27	25	.926	0	0	0	0
Feb. 16	@ NJD	1	65:00	0	0	1	3	2.77	26	23	.885	0	0	0	0
Feb. 18	@ PHI	1	43:40	0	1	0	4	5.50	12	8	.667	0	0	0	0
Feb. 20	vs PHI	1	63:51	0	0	1	4	3.76	33	29	.879	0	0	0	0
Feb. 22	@ NSH	1	65:00	0	0	1	3	2.77	36	33	.917	0	0	0	0
Feb. 24	vs OTT	1	31:16	0	0	0	2	3.84	18	16	.889	0	0	0	0
Feb. 25	@ MIN		INJURED												
Feb. 28	vs MIN		INJURED												
Mar. 1	vs VAN		INJURED												
Mar. 4	@ CGY		INJURED												
Mar. 7	@ EDM														
Mar. 8	@ VAN	1	60:00	1	0	0	1	1.00	27	26	.963	0	0	0	0
<b>TOTALS</b>		<b>31</b>	<b>1,815</b>	<b>13</b>	<b>9</b>	<b>8</b>	<b>71</b>	<b>2.35</b>	<b>919</b>	<b>848</b>	<b>.923</b>	<b>5</b>	<b>0</b>	<b>0</b>	<b>0</b>



# RYAN MURRAY



**Position:** DEFENSE    **Shot:** LEFT  
**Birthplace:** REGINA, SASKATCHEWAN

**Ht:** 6'1"    **Wt:** 206    **Born:** SEPT. 27, 1993  
**Resides:** REGINA, SASKATCHEWAN

## 2019-20 STATISTICS

GP	G	A	PTS	+/-	PIM	PP	SH	GW	SHOTS	SPCT.	TOI	HITS	GVA	TKA	BKSHOTS
27	2	7	9	-9	4	0	0	0	32	6.3	19:57	12	15	6	50

**Games lost to injury:** 43... **Multi-point (goal) games:** 3 (0)... **Most Points:** 2 (3x) - Mar. 1 vs. Vancouver, most recent... **Most Goals:** 1 (2x) - Dec. 9 at Washington, most recent... **Most Assists:** 2 (2x) - Mar. 1 vs. Vancouver, most recent... **Most PIM:** 2 (2x) - Nov. 19 vs. Montreal, most recent... **Most Shots:** 4 - Dec. 3 vs. Arizona... **TOI:** 23:37 - Mar. 8 at Vancouver.

## 2019-20 SEASON

- Notched two assists on Mar. 1 vs. Vancouver in his return after missing 34 games due to a lower body injury (Dec. 16-Feb. 28)
- Had 1-2-3 in six outings from Dec. 3-14
- Collected two multi-point efforts vs. Carolina on Oct. 12 (0-2-2) and 24 (1-1-2)

- Finished second on the Jackets in blocked shots (97) and fourth in TOI/game (19:52) in rookie pro/NHL season in 2013-14
- Among first-year blueliners, finished fourth in TOI/game, eighth in blocked shots, third-T in PPG (3), fifth-T in PP points (7) and 10th-T in points (21) in 2013-14
- Scored his first career NHL goal on Oct. 25, 2013 vs. Toronto (Jonathan Bernier)
- Skated in 191 career WHL games with Everett Silvertips, recording 22-99-121 and a +51 rating from 2009-12
- Appeared in 23 games with the Silvertips in 2012-13 prior to suffering a season-ending shoulder injury on Nov. 16, 2012 at Victoria
- Led all Everett defensemen in goals, assists and points in 2011-12 with 9-22-31 in 46 games
- Tallied 0-3-3 and was +6 in six games at 2012 IIHF World Junior Championships, helping Canada win a bronze medal
- Was the second-youngest player to ever represent Hockey Canada at the IIHF World Championships (Paul Kariya in 1993), skating in six games in 2012
- Set WHL career highs in games (70), assists (40) and points (46, 17th among league D) in 2010-11
- Named captain of Team Canada at the 2011 IIHF World U18 Junior Championships, ranking second on the team in points (10) in seven games and was selected First Team All-Star
- Named Everett's Rookie of the Year with 5-22-27 in 52 games in 2009-10
- DRAFTED:** Columbus' first round pick, second overall, at the 2012 NHL Draft

## CAREER HIGHLIGHTS

- Set single-season career highs and finished third among CBJ blueliners in assists and points with 1-28-29 in 56 games in 2018-19
- Missed final 24 games of the 2018-19 regular season as well as the entire 2019 Stanley Cup Playoffs with an upper body injury
- Set a single-game career high in assists and points with three assists, reaching 100 career NHL points in the process, on Feb. 16, 2019 at Chicago
- Tallied 1-11-12 in 44 games with Columbus in 2017-18, missing 35 games due to injury
- Notched 2-9-11 in 60 games with the Jackets in 2016-17
- Set then career highs in assists, points, penalty minutes and tied career high in goals with 4-21-25 and 40 penalty minutes in 82 games in 2015-16
- Led Columbus and was 14th in the NHL in blocked shots (171), recording a blocked shot in 48-straight games from Dec. 17, 2015-Apr. 8, 2016, the longest streak since the Coyotes' Zbynek Michalek finished the 2008-09 season with a 77-game blocked shot streak
- Tallied his first career multi-assist game with two assists on Feb. 22, 2016 at Boston
- Appeared in three games for Team North America at the World Cup of Hockey 2016
- Helped Canada win gold at the 2016 IIHF World Championships with 0-5-5 and was +6 in 10 contests
- Missed 68 games with knee and ankle injuries in 2014-15



## CAREER STATISTICS

YEAR	TEAM	LEAGUE	GP	G	A	PTS	+/-	PIM	PP	SH	GW	S	S%
2008-09	Everett	WHL	...	...	...	...	...	...	...	...	...	...	...
2009-10	Everett	WHL	52	n/a	5	22	27	33	31	3	0	n/a	n/a
2010-11	Everett	WHL	70	n/a	6	40	46	18	45	3	0	1	n/a
2011-12	Everett	WHL	46	n/a	9	22	31	0	31	2	1	0	n/a
2012-13	Everett	WHL	23	n/a	2	15	17	0	14	2	0	0	n/a
2013-14	Columbus	NHL	66	19:52	4	17	21	4	10	3	0	62	6.5
2014-15	Columbus	NHL	12	18:55	1	2	3	1	8	1	0	0	8
2015-16	Columbus	NHL	82	22:51	4	21	25	-10	40	1	0	90	4.4
2016-17	Columbus	NHL	60	18:20	2	9	11	3	24	0	0	52	3.8
2017-18	Columbus	NHL	44	18:26	1	11	12	4	8	0	0	34	2.9
	Cleveland	AHL	1	n/a	1	0	1	0	0	0	0	2	50.0
2018-19	Columbus	NHL	56	21:26	1	28	29	20	10	0	0	71	1.4
2019-20	Columbus	NHL	27	19:57	2	7	9	-9	4	0	0	32	6.3
<b>CBJ/NHL Totals</b>			<b>347</b>	<b>20:21</b>	<b>15</b>	<b>95</b>	<b>110</b>	<b>13</b>	<b>104</b>	<b>5</b>	<b>0</b>	<b>349</b>	<b>4.3</b>
<b>AHL Totals</b>			<b>1</b>	...	<b>1</b>	<b>0</b>	<b>1</b>	<b>0</b>	<b>0</b>	<b>0</b>	<b>0</b>	<b>2</b>	<b>50.0</b>
<b>WHL Totals</b>			<b>191</b>	...	<b>22</b>	<b>99</b>	<b>121</b>	<b>51</b>	<b>121</b>	<b>10</b>	<b>1</b>	...	...

## REGULAR SEASON

GP	TOI	G	A	PTS	+/-	PIM	PP	SH	GW	S	S%
...	...	...	...	...	...	...	...	...	...	...	...
52	n/a	5	22	27	33	31	3	0	0	n/a	n/a
70	n/a	6	40	46	18	45	3	0	1	n/a	n/a
46	n/a	9	22	31	0	31	2	1	0	n/a	n/a
23	n/a	2	15	17	0	14	2	0	0	n/a	n/a
66	19:52	4	17	21	4	10	3	0	0	62	6.5
12	18:55	1	2	3	1	8	1	0	0	8	12.5
82	22:51	4	21	25	-10	40	1	0	0	90	4.4
60	18:20	2	9	11	3	24	0	0	0	52	3.8
44	18:26	1	11	12	4	8	0	0	0	34	2.9
1	n/a	1	0	1	0	0	0	0	0	2	50.0
56	21:26	1	28	29	20	10	0	0	0	71	1.4
27	19:57	2	7	9	-9	4	0	0	0	32	6.3
<b>347</b>	<b>20:21</b>	<b>15</b>	<b>95</b>	<b>110</b>	<b>13</b>	<b>104</b>	<b>5</b>	<b>0</b>	<b>0</b>	<b>349</b>	<b>4.3</b>
<b>1</b>	...	<b>1</b>	<b>0</b>	<b>1</b>	<b>0</b>	<b>0</b>	<b>0</b>	<b>0</b>	<b>0</b>	<b>2</b>	<b>50.0</b>
<b>191</b>	...	<b>22</b>	<b>99</b>	<b>121</b>	<b>51</b>	<b>121</b>	<b>10</b>	<b>1</b>	<b>1</b>	...	...

## PLAYOFFS

GP	G	A	PTS	PIM
5	0	1	1	2
7	2	5	7	2
4	1	2	3	4
4	3	2	5	0
...	...	...	...	...
5	0	1	1	0
...	...	...	...	...
...	...	...	...	...
...	...	...	...	...
...	...	...	...	...
...	...	...	...	...
...	...	...	...	...
<b>11</b>	<b>0</b>	<b>2</b>	<b>2</b>	<b>2</b>
...	...	...	...	...
<b>20</b>	<b>6</b>	<b>10</b>	<b>16</b>	<b>8</b>

# GAME-BY-GAME STAT BREAKDOWN



Date	Opp.	G	A	Pts	+/-	PIM	Hits	Bks	PPG	PPA	SHG	SHA	GWG	OTG	Shifts	TOI	SOG	S%	FW	FL	FO%	
Oct. 4	vs TOR	0	0	0	0	0	0	3	0	0	0	0	0	0	30	22:35	0	-	0	0	-	
Oct. 5	@ PIT	0	0	0	-1	0	2	1	0	0	0	0	0	0	28	21:21	1	0.0	0	0	-	
Oct. 7	vs BUF	0	0	0	-1	0	0	3	0	0	0	0	0	0	26	19:16	3	0.0	0	0	-	
Oct. 11	vs ANA	0	0	0	0	0	1	3	0	0	0	0	0	0	22	17:07	0	-	0	0	-	
Oct. 12	@ CAR	0	2	2	3	0	0	2	0	0	0	0	0	0	27	21:09	2	0.0	0	0	-	
Oct. 16	vs DAL	0	0	0	-2	0	1	3	0	0	0	0	0	0	25	19:37	2	0.0	0	0	-	
Oct. 18	@ CHI	0	0	0	0	0	0	0	0	0	0	0	0	0	17	12:55	0	-	0	0	-	
Oct. 19	vs NYI																					
Oct. 21	@ TOR	0	0	0	-1	2	0	1	0	0	0	0	0	0	24	18:02	3	0.0	0	0	-	
Oct. 24	vs CAR	1	1	2	1	0	0	2	0	0	0	0	0	0	27	22:04	2	50.0	0	0	-	
Oct. 26	@ PHI	0	0	0	-1	0	1	3	0	0	0	0	0	0	25	20:04	1	0.0	0	0	-	
Oct. 30	vs EDM																					
Nov. 1	@ STL																					
Nov. 2	vs CGY																					
Nov. 5	vs VGK																					
Nov. 7	@ ARI																					
Nov. 9	@ COL																					
Nov. 12	@ MTL	0	0	0	0	0	0	3	0	0	0	0	0	0	27	21:16	1	0.0	0	0	-	
Nov. 15	vs STL																					
Nov. 19	vs MTL	0	0	0	1	2	0	4	0	0	0	0	0	0	26	20:20	0	-	0	0	-	
Nov. 21	vs DET	0	0	0	0	0	1	0	0	0	0	0	0	0	26	21:23	0	-	0	0	-	
Nov. 23	@ WPG	0	0	0	-2	0	0	2	0	0	0	0	0	0	25	19:16	0	-	0	0	-	
Nov. 25	vs OTT	0	0	0	0	0	0	2	0	0	0	0	0	0	24	19:58	0	-	0	0	-	
Nov. 27	vs PHI	0	0	0	-1	0	0	2	0	0	0	0	0	0	29	19:50	1	0.0	0	0	-	
Nov. 29	vs PIT	0	0	0	0	0	0	3	0	0	0	0	0	0	28	19:54	3	0.0	0	0	-	
Nov. 30	@ NYI	0	0	0	-1	0	1	1	0	0	0	0	0	0	31	22:43	0	-	0	0	-	
Dec. 3	vs ARI	0	1	1	0	0	0	1	0	1	0	0	0	0	27	19:44	4	0.0	0	0	-	
Dec. 5	vs NYR	0	0	0	0	0	1	0	0	0	0	0	0	0	27	19:16	1	0.0	0	0	-	
Dec. 7	@ FLA	0	0	0	-2	0	0	0	0	0	0	0	0	0	27	20:07	0	-	0	0	-	
Dec. 9	@ WSH	1	0	1	-1	0	0	1	0	0	0	0	0	0	28	22:41	2	50.0	0	0	-	
Dec. 12	@ PIT	0	0	0	0	0	2	3	0	0	0	0	0	0	26	21:08	2	0.0	0	0	-	
Dec. 14	@ OTT	0	1	1	1	0	2	0	0	0	0	0	0	0	17	11:35	1	0.0	0	0	-	
Dec. 16	vs WSH																					
Dec. 17	@ DET																					
Dec. 19	vs LAK																					
Dec. 21	vs NJD																					
Dec. 23	@ NYI																					
Dec. 27	@ WSH																					
Dec. 29	vs CHI																					
Dec. 31	vs FLA																					
Jan. 2	@ BOS																					
Jan. 4	vs SJS																					
Jan. 6	@ LAK																					
Jan. 7	@ ANA																					
Jan. 9	@ SJS																					
Jan. 11	@ VGK																					
Jan. 14	vs BOS																					
Jan. 16	vs CAR																					
Jan. 18	vs NJD																					
Jan. 19	@ NYR																					
Jan. 22	vs WPG																					
Feb. 1	@ BUF																					
Feb. 2	@ MTL																					
Feb. 4	vs FLA																					
Feb. 7	vs DET																					
Feb. 8	vs COL																					
Feb. 10	vs TBL																					
Feb. 13	@ BUF																					
Feb. 14	vs NYR																					
Feb. 16	@ NJD																					
Feb. 18	@ PHI																					
Feb. 20	vs PHI																					
Feb. 22	@ NSH																					
Feb. 24	vs OTT																					
Feb. 25	@ MIN																					
Feb. 28	vs MIN																					
Mar. 1	vs VAN	0	2	2	1	0	0	3	0	1	0	0	0	0	30	20:28	1	0.0	0	0	-	
Mar. 4	@ CGY	0	0	0	-2	0	0	1	0	0	0	0	0	0	30	21:22	1	0.0	0	0	-	
Mar. 7	@ EDM																					
Mar. 8	@ VAN	0	0	0	-1	0	0	3	0	0	0	0	0	0	29	23:37	1	0.0	0	0	-	
<b>TOTALS</b>		<b>2</b>	<b>7</b>	<b>9</b>	<b>-9</b>	<b>4</b>	<b>12</b>	<b>50</b>	<b>0</b>	<b>2</b>	<b>0</b>	<b>0</b>	<b>0</b>	<b>0</b>	<b>708</b>	<b>19:57</b>	<b>32</b>	<b>6.25</b>	<b>0</b>	<b>0</b>	<b>-</b>	







# MARKUS NUTIVAARA

# 65

**Position:** DEFENSE    **Shot:** LEFT    **Ht.:** 6'1"    **Wt.:** 187    **Born:** JUNE 6, 1994  
**Birthplace:** OULU, FINLAND    **Resides:** OULU, FINLAND

## 2019-20 STATISTICS

GP	G	A	PTS	+/-	PIM	PP	SH	GW	SHOTS	SPCT.	TOI	HITS	GVA	TKA	BKSHOTS
37	3	6	9	2	4	0	0	0	47	6.4	15:55	35	13	6	33

**Games lost to injury:** 27... **Multi-point (goal) games:** 1 (0)... **Most Points:** 2 - Feb. 20 vs. Philadelphia... **Most Goals:** 1 (3x) - Feb. 13 at Buffalo, most recent... **Most Assists:** 2 - Feb. 20 vs. Philadelphia... **Most PIM:** 2 (2x) - Feb. 28 vs. Minnesota, most recent... **Most Shots:** 6 - Feb. 24 vs. Ottawa... **TOI:** 24:00 - Feb. 13 at Buffalo.

## 2019-20 SEASON

- Collected 1-4-5 and was +4 over a six-game stretch from Feb. 13-22
- Missed 27 games from Nov. 7-Jan. 4 due to an upper body injury
- Notched two goals over three contests from Oct. 12-18
- Was even or plus in 21 of his final 26 outings (+3)

- and points (tied)
- Added 1-4-5 in seven games during the 2016 Liiga playoffs
- Posted 0-2-2 in 35 regular season games with Kärpät (Liiga) in 2014-15
- Helped the club capture the 2015 Liiga championship with 1-5-6 in 16 playoff games
- Suited up in 19 games for Kärpät U20 of the Jr. A SM-liiga and 11 games for Jokipojat of Mestis, Finland's second-tier professional league in 2013-14
- Helped Kärpät capture a silver medal in the Jr. A SM-liiga playoffs with 1-4-5 in 12 games

## CAREER HIGHLIGHTS

- Set career highs in games played (80), shots (99) and ice time (17:41) and tied his career high in assists (16) in 2018-19
- Missed the final eight games of the 2019 Stanley Cup Playoffs due to injury
- Tallied 0-4-4 in five games from Oct. 9-20, 2018
- Finished third among Blue Jackets defensemen and set career highs with 7-16-23 in 61 games in 2017-18
- Named one of Finland's top three players at the 2018 IIHF World Championships after finishing tied for the tournament lead among defensemen in scoring with 3-6-9 in eight contests
- Notched 2-5-7 in 66 games in rookie campaign with CBJ in 2016-17
- Made the Blue Jackets roster out of training camp in 2016-17 after spending the previous two seasons with Kärpät (Liiga) in his native Finland
- Tallied a goal and an assist in his Stanley Cup Playoffs debut on Apr. 18, 2017 vs. Pittsburgh
- Was a season-high +3 on three occasions (Nov. 12, 2016 vs. St. Louis, Feb. 25 vs. NY Islanders and Mar. 11 at Buffalo)
- Collected his first NHL point with an assist on Nov. 4, 2016 vs. Montreal and tallied his first NHL goal four games later on Nov. 12 vs. St. Louis (Carter Hutton)
- Recorded two hits in 13:28 of ice time in his NHL debut on Oct. 13, 2016 vs. Boston
- Skated for Kärpät in the Finnish Elite League (Liiga), recording 6-16-22 in 50 games in 2015-16
- Ranked second among club defensemen in goals (tied), assists

- **DRAFTED:** Columbus' seventh round pick, 189th overall, at the 2015 NHL Draft



## CAREER STATISTICS

YEAR	TEAM	LEAGUE	GP	TOI	G	A	PTS	+/-	PIM	PP	SH	GW	S	S%
2012-13	Pelicans U20	Jr. A SM-liiga	42	n/a	4	11	15	4	14	n/a	n/a	n/a	n/a	n/a
2013-14	Kärpät U20	Jr. A SM-liiga	19	n/a	2	9	11	11	10	n/a	n/a	n/a	n/a	n/a
	Jokipojat	Mestis	11	n/a	0	3	3	5	4	n/a	n/a	n/a	n/a	n/a
2014-15	Kärpät	Liiga	35	n/a	0	2	2	7	4	n/a	n/a	n/a	n/a	n/a
	Kärpät U20	Jr. A SM-liiga	7	n/a	2	6	8	5	0	n/a	n/a	n/a	n/a	n/a
	Hokki	Mestis	2	n/a	0	2	2	3	2	n/a	n/a	n/a	n/a	n/a
2015-16	Kärpät	Liiga	50	n/a	6	16	22	10	14	n/a	n/a	n/a	n/a	n/a
2016-17	Columbus	NHL	66	13:13	2	5	7	7	6	0	0	0	66	3.0
2017-18	Columbus	NHL	61	16:02	7	16	23	13	14	1	0	1	79	8.9
	Cleveland	AHL	3	n/a	0	0	0	-2	0	0	0	0	4	0.0
2018-19	Columbus	NHL	80	17:41	5	16	21	3	6	0	0	1	99	5.1
2019-20	Columbus	NHL	37	15:55	3	6	9	2	4	0	0	0	47	6.4

<b>CBJ/NHL Totals</b>	<b>244</b>	<b>15:48</b>	<b>17</b>	<b>43</b>	<b>60</b>	<b>25</b>	<b>30</b>	<b>1</b>	<b>0</b>	<b>2</b>	<b>291</b>	<b>5.8</b>
<b>AHL Totals</b>	<b>3</b>	<b>...</b>	<b>0</b>	<b>0</b>	<b>0</b>	<b>-2</b>	<b>0</b>	<b>0</b>	<b>0</b>	<b>0</b>	<b>4</b>	<b>0.0</b>
<b>Liiga Totals</b>	<b>85</b>	<b>...</b>	<b>6</b>	<b>18</b>	<b>24</b>	<b>17</b>	<b>18</b>	<b>...</b>	<b>...</b>	<b>...</b>	<b>...</b>	<b>...</b>
<b>Mestis Totals</b>	<b>13</b>	<b>...</b>	<b>0</b>	<b>5</b>	<b>5</b>	<b>8</b>	<b>6</b>	<b>...</b>	<b>...</b>	<b>...</b>	<b>...</b>	<b>...</b>
<b>Jr. A SM-liiga Totals</b>	<b>68</b>	<b>...</b>	<b>8</b>	<b>26</b>	<b>34</b>	<b>20</b>	<b>24</b>	<b>...</b>	<b>...</b>	<b>...</b>	<b>...</b>	<b>...</b>

## REGULAR SEASON

GP	TOI	G	A	PTS	+/-	PIM	PP	SH	GW	S	S%
42	n/a	4	11	15	4	14	n/a	n/a	n/a	n/a	n/a
19	n/a	2	9	11	11	10	n/a	n/a	n/a	n/a	n/a
11	n/a	0	3	3	5	4	n/a	n/a	n/a	n/a	n/a
35	n/a	0	2	2	7	4	n/a	n/a	n/a	n/a	n/a
7	n/a	2	6	8	5	0	n/a	n/a	n/a	n/a	n/a
2	n/a	0	2	2	3	2	n/a	n/a	n/a	n/a	n/a
50	n/a	6	16	22	10	14	n/a	n/a	n/a	n/a	n/a
66	13:13	2	5	7	7	6	0	0	0	66	3.0
61	16:02	7	16	23	13	14	1	0	1	79	8.9
3	n/a	0	0	0	-2	0	0	0	0	4	0.0
80	17:41	5	16	21	3	6	0	0	1	99	5.1
37	15:55	3	6	9	2	4	0	0	0	47	6.4

## PLAYOFFS

GP	G	A	PTS	PIM
...	...	...	...	...
12	1	4	5	2
...	...	...	...	...
16	1	5	6	0
5	3	2	5	0
...	...	...	...	...
7	1	4	5	0
2	1	1	2	0
6	0	0	0	0
...	...	...	...	...
2	0	0	0	0
...	...	...	...	...
10	1	1	2	0
...	...	...	...	...
23	2	9	11	0
...	...	...	...	...
17	4	6	10	2



# GAME-BY-GAME STAT BREAKDOWN



Date	Opp.	G	A	Pts	+/-	PIM	Hits	Bks	PPG	PPA	SHG	SHA	GWG	OTG	Shifts	TOI	SOG	S%	FW	FL	FO%	
Oct. 4	vs TOR	0	0	0	-1	2	0	0	0	0	0	0	0	0	17	13:23	2	0.0	0	0	-	
Oct. 5	@ PIT																					
Oct. 7	vs BUF	0	0	0	0	0	0	2	0	0	0	0	0	0	20	15:27	1	0.0	0	0	-	
Oct. 11	vs ANA	0	0	0	0	0	2	1	0	0	0	0	0	0	21	16:47	1	0.0	0	0	-	
Oct. 12	@ CAR	1	0	1	3	0	4	1	0	0	0	0	0	0	24	18:12	2	50.0	0	0	-	
Oct. 16	vs DAL	0	0	0	-1	0	2	3	0	0	0	0	0	0	20	17:30	2	0.0	0	0	-	
Oct. 18	@ CHI	1	0	1	0	0	1	2	0	0	0	0	0	0	20	17:06	5	20.0	0	0	-	
Oct. 19	vs NYI	0	0	0	1	0	0	0	0	0	0	0	0	0	22	15:05	1	0.0	0	0	-	
Oct. 21	@ TOR	0	0	0	-1	0	1	0	0	0	0	0	0	0	21	16:17	0	-	0	0	-	
Oct. 24	vs CAR																					
Oct. 26	@ PHI																					
Oct. 30	vs EDM	0	0	0	-1	0	1	1	0	0	0	0	0	0	20	15:43	0	-	0	0	-	
Nov. 1	@ STL																					
Nov. 2	vs CGY																					
Nov. 5	vs VGK	0	0	0	-1	0	1	1	0	0	0	0	0	0	8	5:20	0	-	0	0	-	
Nov. 7	@ ARI		INJURED																			
Nov. 9	@ COL		INJURED																			
Nov. 12	@ MTL		INJURED																			
Nov. 15	vs STL		INJURED																			
Nov. 19	vs MTL		INJURED																			
Nov. 21	vs DET		INJURED																			
Nov. 23	@ WPG		INJURED																			
Nov. 25	vs OTT		INJURED																			
Nov. 27	vs PHI		INJURED																			
Nov. 29	vs PIT		INJURED																			
Nov. 30	@ NYI		INJURED																			
Dec. 3	vs ARI		INJURED																			
Dec. 5	vs NYR		INJURED																			
Dec. 7	@ FLA		INJURED																			
Dec. 9	@ WSH		INJURED																			
Dec. 12	@ PIT		INJURED																			
Dec. 14	@ OTT		INJURED																			
Dec. 16	vs WSH		INJURED																			
Dec. 17	@ DET		INJURED																			
Dec. 19	vs LAK		INJURED																			
Dec. 21	vs NJD		INJURED																			
Dec. 23	@ NYI		INJURED																			
Dec. 27	@ WSH		INJURED																			
Dec. 29	vs CHI		INJURED																			
Dec. 31	vs FLA		INJURED																			
Jan. 2	@ BOS		INJURED																			
Jan. 4	vs SJS		INJURED																			
Jan. 6	@ LAK	0	0	0	-1	0	0	0	0	0	0	0	0	0	21	16:17	0	-	0	0	-	
Jan. 7	@ ANA	0	0	0	0	0	0	0	0	0	0	0	0	0	17	14:01	0	-	0	0	-	
Jan. 9	@ SJS	0	0	0	0	0	2	1	0	0	0	0	0	0	18	11:08	0	-	0	0	-	
Jan. 11	@ VGK	0	0	0	1	0	0	0	0	0	0	0	0	0	20	13:06	1	0.0	0	0	-	
Jan. 14	vs BOS	0	0	0	0	0	2	1	0	0	0	0	0	0	17	11:43	0	-	0	0	-	
Jan. 16	vs CAR	0	1	1	1	0	0	2	0	0	0	0	0	0	15	15:09	0	-	0	0	-	
Jan. 18	vs NJD	0	0	0	1	0	0	1	0	0	0	0	0	0	22	15:12	2	0.0	0	0	-	
Jan. 19	@ NYR	0	0	0	0	0	2	0	0	0	0	0	0	0	18	15:24	2	0.0	0	0	-	
Jan. 22	vs WPG	0	0	0	-1	0	2	1	0	0	0	0	0	0	17	12:19	0	-	0	0	-	
Feb. 1	@ BUF	0	0	0	1	0	1	0	0	0	0	0	0	0	19	15:18	0	-	0	0	-	
Feb. 2	@ MTL	0	0	0	0	0	0	6	0	0	0	0	0	0	17	12:56	0	-	0	0	-	
Feb. 4	vs FLA	0	0	0	0	0	0	1	0	0	0	0	0	0	17	12:12	0	-	0	0	-	
Feb. 7	vs DET	0	0	0	0	0	0	0	0	0	0	0	0	0	17	11:41	3	0.0	0	0	-	
Feb. 8	vs COL	0	0	0	0	0	0	1	0	0	0	0	0	0	13	10:27	1	0.0	0	0	-	
Feb. 10	vs TBL	0	0	0	0	0	2	1	0	0	0	0	0	0	23	19:56	0	-	0	0	-	
Feb. 13	@ BUF	1	0	1	2	0	0	1	0	0	0	0	0	0	26	24:00	2	50.0	0	0	-	
Feb. 14	vs NYR	0	0	0	0	0	1	1	0	0	0	0	0	0	20	18:20	4	0.0	0	0	-	
Feb. 16	@ NJD	0	1	1	1	0	1	1	0	0	0	0	0	0	26	21:02	4	0.0	0	0	-	
Feb. 18	@ PHI	0	0	0	-1	0	0	0	0	0	0	0	0	0	24	19:51	1	0.0	0	0	-	
Feb. 20	vs PHI	0	2	2	2	0	1	0	0	0	0	0	0	0	25	18:23	1	0.0	0	0	-	
Feb. 22	@ NSH	0	1	1	0	0	1	1	0	1	0	0	0	0	25	19:52	1	0.0	0	0	-	
Feb. 24	vs OTT	0	0	0	-1	0	2	2	0	0	0	0	0	0	25	21:28	6	0.0	0	0	-	
Feb. 25	@ MIN	0	0	0	1	0	1	0	0	0	0	0	0	0	24	19:33	1	0.0	0	0	-	
Feb. 28	vs MIN	0	0	0	-2	2	2	1	0	0	0	0	0	0	25	20:38	0	-	0	0	-	
Mar. 1	vs VAN	0	1	1	-1	0	2	0	0	0	0	0	0	0	21	14:07	2	0.0	0	0	-	
Mar. 4	@ CGY																					
Mar. 7	@ EDM	0	0	0	0	0	1	0	0	0	0	0	0	0	26	22:19	2	0.0	0	0	-	
Mar. 8	@ VAN	0	0	0	0	0	0	0	0	0	0	0	0	0	16	11:53	0	-	0	0	-	
<b>TOTALS</b>		<b>3</b>	<b>6</b>	<b>9</b>	<b>2</b>	<b>4</b>	<b>35</b>	<b>33</b>	<b>0</b>	<b>1</b>	<b>0</b>	<b>0</b>	<b>0</b>	<b>0</b>	<b>747</b>	<b>15:55</b>	<b>47</b>	<b>6.38</b>	<b>0</b>	<b>0</b>	<b>-</b>	



# GUS NYQUIST

# 14

**Position:** FORWARD **Shot:** LEFT  
**Birthplace:** HALMSTAD, SWEDEN

**Ht.:** 5'11" **Wt.:** 179 **Born:** SEPT. 1, 1989  
**Resides:** NEW ALBANY, OHIO

## 2019-20 STATISTICS

GP	G	A	PTS	+/-	PIM	PP	SH	GW	SHOTS	SPCT.	TOI	HITS	GVA	TKA	BKSHOTS
70	15	27	42	4	16	3	1	3	151	9.9	18:02	37	41	27	26

**Games lost to injury:** 0... **Multi-point (goal) games:** 6 (1)... **Most Points:** 3 (2x) - Nov. 29 vs. Pittsburgh, most recent... **Most Goals:** 3 - Nov. 29 vs. Pittsburgh... **Most Assists:** 2 (3x) - Dec. 31 vs. Florida, most recent... **Most PIM:** 2 (8x) - Feb. 14 vs. NY Rangers, most recent... **Most Shots:** 7 - Nov. 29 vs. Pittsburgh... **TOI:** 23:27 - Feb. 24 vs. Ottawa.

## 2019-20 SEASON

- Tied for the league lead in empty net tallies (six) and ranked second on the Blue Jackets in assists and points
- Collected his 200th career NHL assist on Feb. 16 at New Jersey
- Had 5-6-11 over 10 outings from Nov. 7-29 and a five-game point streak from Dec. 14-21 (2-5-7)
- Tallied his second career hat trick, including the game-winner, on Nov. 29 vs. Pittsburgh
- Notched the fifth-longest road point streak in CBJ history with points in the first eight road contests from Oct. 5-Nov. 9 (3-7-10)
- Scored the first overtime penalty shot goal in CBJ history on his first career attempt on Oct. 21 at Toronto
- Made his Jackets debut in the season opener on Oct. 4 vs. Toronto and notched his first goal with the club a day later at Pittsburgh

## CAREER HIGHLIGHTS

- Set career highs in assists, points and multi-point games (13) with 22-38-60 in 81 games (Detroit and San Jose) in 2018-19
- Added 1-10-11 in 20 Stanley Cup Playoff games to help the Sharks advance to the Western Conference Finals in 2019
- Tallied 21-19-40 in 2017-18, playing in all 82 games for the Red Wings for the third time in his career
- Won a gold medal with Sweden at the 2018 IIHF World Championships, posting 4-1-5 in nine games
- Finished second on Detroit in assists and points with 12-36-48 in 76 outings in 2016-17
- Skated in all 82-games in back-to-back seasons from 2014-16
- Led the 2016 IIHF World Championships in goals (7-1-8 in 8 GP)
- Was third in the NHL with a career-high 14 power play goals in 2014-15
- Ranked second on the Red Wings in goals (27) and power play points (24, tied) in 2014-15
- Registered a career high in goals in his first full NHL season in 2013-14, finishing with 28-20-48 and was +16 in 65 outings

- Led Detroit in goals, game-winning goals (6) and shooting pct. (18.3) and ranked second in plus/minus and shots (153)
- Won bronze with Sweden at the 2014 IIHF World Championships
- Captured silver with Sweden at the 2014 Winter Olympics
- Collected 3-3-6 in 22 regular season games with Detroit and 3-2-5 in 14 Stanley Cup Playoff contests in 2012-13
- Led Grand Rapids in points with 23-37-60 in 58 games and had led the AHL in scoring prior to his recall on Mar. 19, 2013
- Recorded 2-5-7 in 10 AHL playoff games to help the Griffins capture the 2013 Calder Cup Championship
- Set the Griffins' all-time rookie scoring record with 22-36-58 in 56 outings in 2011-12
- Tied for Grand Rapids' lead in points and ranked second in goals in 2011-12
- Led the University of Maine in scoring with 18-33-51 in 36 games, finishing fifth in the NCAA in assists in 2010-11
- Earned his second-straight Hobey Baker Award nomination as the NCAA's top player and was named an NCAA Second-Team All-American and Hockey East First-Team All-Star
- Led the NCAA in scoring as a sophomore at Maine with 19-42-61 in games in 2009-10
- Finished second in the voting for the Hobey Baker Award and was named an NCAA First-Team All-American and Hockey East First-Team All-Star
- Made his collegiate debut in 2008-09, leading Maine in points with 13-19-32 in 38 appearances
- Earned a spot on the Hockey East All-Rookie Team after finishing second among league rookies in scoring
- DRAFTED:** Detroit's fourth-round pick, 121st overall, at the 2008 NHL Draft
- ACQUIRED:** Signed a four-year contract with Columbus as a free agent on July 1, 2019



## CAREER STATISTICS

YEAR	TEAM	LEAGUE	GP	TOI	G	A	PTS	+/-	PIM	PP	SH	GW	S	S%	GP	G	A	PTS	PIM
2008-09	U. of Maine	Hockey East	38	n/a	13	19	32	0	28	5	1	1	117	11.1	...	...	...	...	...
2009-10	U. of Maine	Hockey East	39	n/a	19	42	61	15	20	7	0	4	134	14.2	...	...	...	...	...
2010-11	U. of Maine	Hockey East	36	n/a	18	33	51	0	20	6	2	1	140	12.9	...	...	...	...	...
	Grand Rapids	AHL	8	n/a	1	3	4	1	2	0	0	0	14	7.1	...	...	...	...	...
2011-12	Detroit	NHL	18	10:36	1	6	7	2	2	0	0	0	19	5.3	4	0	0	0	0
	Grand Rapids	AHL	56	n/a	22	36	58	7	18	7	0	1	152	14.5	...	...	...	...	...
2012-13	Detroit	NHL	22	13:02	3	3	6	0	6	0	0	0	46	6.5	14	2	3	5	2
	Grand Rapids	AHL	58	n/a	23	37	60	10	34	9	0	2	169	13.6	10	2	5	7	19
2013-14	Detroit	NHL	57	16:51	28	20	48	16	10	6	0	6	153	18.3	5	0	0	0	0
	Grand Rapids	AHL	15	n/a	7	14	21	6	6	1	0	1	36	19.4	...	...	...	...	...
2014-15	Detroit	NHL	82	16:39	27	27	54	-11	26	14	0	4	195	13.8	7	1	1	2	2
2015-16	Detroit	NHL	82	15:10	17	26	43	-2	34	7	0	3	161	10.5	5	1	0	1	6
2016-17	Detroit	NHL	76	17:26	12	36	48	0	18	2	0	2	165	7.3	...	...	...	...	...
2017-18	Detroit	NHL	82	17:51	21	19	40	-2	20	3	0	2	213	9.8	...	...	...	...	...
2018-19	Detroit	NHL	62	18:07	16	33	49	0	8	1	0	2	163	9.8	...	...	...	...	...
	San Jose	NHL	19	15:34	6	5	11	1	4	1	0	1	41	14.6	20	1	10	11	0
2019-20	Columbus	NHL	70	18:02	17	25	42	4	16	3	1	3	151	9.9	...	...	...	...	...
<b>CBJ Totals</b>			<b>70</b>	<b>18:02</b>	<b>17</b>	<b>25</b>	<b>42</b>	<b>4</b>	<b>16</b>	<b>3</b>	<b>1</b>	<b>3</b>	<b>151</b>	<b>9.9</b>	...	...	...	...	...
<b>NHL Totals</b>			<b>570</b>	<b>16:42</b>	<b>146</b>	<b>202</b>	<b>348</b>	<b>8</b>	<b>144</b>	<b>37</b>	<b>1</b>	<b>23</b>	<b>1,307</b>	<b>11.2</b>	<b>55</b>	<b>5</b>	<b>14</b>	<b>19</b>	<b>10</b>
<b>AHL Totals</b>			<b>137</b>	...	<b>53</b>	<b>90</b>	<b>143</b>	<b>24</b>	<b>60</b>	<b>17</b>	<b>0</b>	<b>4</b>	<b>371</b>	<b>14.3</b>	<b>10</b>	<b>2</b>	<b>5</b>	<b>7</b>	<b>19</b>
<b>NCAA Totals</b>			<b>113</b>	...	<b>50</b>	<b>94</b>	<b>144</b>	<b>15</b>	<b>68</b>	<b>18</b>	<b>3</b>	<b>6</b>	<b>391</b>	<b>12.8</b>	...	...	...	...	...

## REGULAR SEASON

GP	TOI	G	A	PTS	+/-	PIM	PP	SH	GW	S	S%
38	n/a	13	19	32	0	28	5	1	1	117	11.1
39	n/a	19	42	61	15	20	7	0	4	134	14.2
36	n/a	18	33	51	0	20	6	2	1	140	12.9
8	n/a	1	3	4	1	2	0	0	0	14	7.1
18	10:36	1	6	7	2	2	0	0	0	19	5.3
56	n/a	22	36	58	7	18	7	0	1	152	14.5
22	13:02	3	3	6	0	6	0	0	0	46	6.5
58	n/a	23	37	60	10	34	9	0	2	169	13.6
57	16:51	28	20	48	16	10	6	0	6	153	18.3
15	n/a	7	14	21	6	6	1	0	1	36	19.4
82	16:39	27	27	54	-11	26	14	0	4	195	13.8
82	15:10	17	26	43	-2	34	7	0	3	161	10.5
76	17:26	12	36	48	0	18	2	0	2	165	7.3
82	17:51	21	19	40	-2	20	3	0	2	213	9.8
62	18:07	16	33	49	0	8	1	0	2	163	9.8
19	15:34	6	5	11	1	4	1	0	1	41	14.6
70	18:02	17	25	42	4	16	3	1	3	151	9.9
<b>70</b>	<b>18:02</b>	<b>17</b>	<b>25</b>	<b>42</b>	<b>4</b>	<b>16</b>	<b>3</b>	<b>1</b>	<b>3</b>	<b>151</b>	<b>9.9</b>
<b>570</b>	<b>16:42</b>	<b>146</b>	<b>202</b>	<b>348</b>	<b>8</b>	<b>144</b>	<b>37</b>	<b>1</b>	<b>23</b>	<b>1,307</b>	<b>11.2</b>
<b>137</b>	...	<b>53</b>	<b>90</b>	<b>143</b>	<b>24</b>	<b>60</b>	<b>17</b>	<b>0</b>	<b>4</b>	<b>371</b>	<b>14.3</b>
<b>113</b>	...	<b>50</b>	<b>94</b>	<b>144</b>	<b>15</b>	<b>68</b>	<b>18</b>	<b>3</b>	<b>6</b>	<b>391</b>	<b>12.8</b>

## PLAYOFFS

GP	G	A	PTS	PIM
...	...	...	...	...
...	...	...	...	...
...	...	...	...	...
...	...	...	...	...
4	0	0	0	0
...	...	...	...	...
14	2	3	5	2
10	2	5	7	19
5	0	0	0	0
...	...	...	...	...
7	1	1	2	2
5	1	0	1	6
...	...	...	...	...
...	...	...	...	...
20	1	10	11	0
...	...	...	...	...
...	...	...	...	...
...	...	...	...	...
...	...	...	...	...

# GAME-BY-GAME STAT BREAKDOWN



Date	Opp.	G	A	Pts	+/-	PIM	Hits	Bks	PPG	PPA	SHG	SHA	GWG	OTG	Shifts	TOI	SOG	S%	FW	FL	FO%
Oct. 4	vs TOR	0	0	0	-1	0	0	0	0	0	0	0	0	0	17	12:38	0	-	0	1	0.0
Oct. 5	@ PIT	1	0	1	-1	0	2	1	0	0	0	0	0	0	20	15:48	2	50.0	0	0	-
Oct. 7	vs BUF	0	0	0	0	0	2	1	0	0	0	0	0	0	25	19:02	2	0.0	0	1	0.0
Oct. 11	vs ANA	0	0	0	1	0	1	0	0	0	0	0	0	0	20	20:07	4	0.0	0	0	-
Oct. 12	@ CAR	0	1	1	1	0	0	0	0	0	0	0	0	0	21	16:32	2	0.0	1	2	33.3
Oct. 16	vs DAL	0	1	1	0	0	0	0	0	0	0	0	0	0	24	17:25	4	0.0	2	0	100.0
Oct. 18	@ CHI	0	1	1	1	0	2	1	0	0	0	0	0	0	25	18:29	2	0.0	1	0	100.0
Oct. 19	vs NYI	0	0	0	0	0	0	1	0	0	0	0	0	0	21	17:33	2	0.0	0	0	-
Oct. 21	@ TOR	1	0	1	-1	0	1	0	0	0	0	0	1	1	23	21:20	5	20.0	0	0	-
Oct. 24	vs CAR	0	0	0	-1	0	1	0	0	0	0	0	0	0	20	16:34	2	0.0	0	0	-
Oct. 26	@ PHI	0	1	1	0	2	1	1	0	0	0	0	0	0	24	19:38	3	0.0	1	1	50.0
Oct. 30	vs EDM	0	0	0	-2	0	1	0	0	0	0	0	0	0	17	14:01	1	0.0	1	0	100.0
Nov. 1	@ STL	0	1	1	0	0	0	0	0	0	0	0	0	0	22	17:03	2	0.0	0	0	-
Nov. 2	vs CGY	0	0	0	-1	0	0	0	0	0	0	0	0	0	21	17:31	5	0.0	0	0	-
Nov. 5	vs VGK	0	0	0	-1	2	0	0	0	0	0	0	0	0	21	18:50	2	0.0	1	1	50.0
Nov. 7	@ ARI	1	2	3	-1	0	0	0	0	1	0	0	0	0	20	12:17	4	25.0	0	0	-
Nov. 9	@ COL	0	1	1	-2	0	0	0	0	1	0	0	0	0	23	19:41	3	0.0	1	0	100.0
Nov. 12	@ MTL	0	0	0	-1	0	0	1	0	0	0	0	0	0	22	18:28	1	0.0	0	0	-
Nov. 15	vs STL	0	0	0	1	2	0	0	0	0	0	0	0	0	23	18:04	1	0.0	1	0	100.0
Nov. 19	vs MTL	0	1	1	0	0	0	0	0	0	0	0	0	0	18	11:11	0	-	0	1	0.0
Nov. 21	vs DET	0	1	1	0	2	1	1	0	1	0	0	0	0	23	16:02	3	0.0	0	0	-
Nov. 23	@ WPG	1	0	1	-1	0	1	0	1	0	0	0	0	0	26	17:18	3	33.3	0	0	-
Nov. 25	vs OTT	0	0	0	1	0	1	1	0	0	0	0	0	0	24	17:53	0	-	1	0	100.0
Nov. 27	vs PHI	0	1	1	1	0	0	0	0	0	0	0	0	0	24	18:16	3	0.0	0	0	-
Nov. 29	vs PIT	3	0	3	2	2	0	0	1	0	0	0	1	0	25	17:38	7	42.9	0	0	-
Nov. 30	@ NYI	0	0	0	0	0	0	0	0	0	0	0	0	0	21	16:50	3	0.0	0	0	-
Dec. 3	vs ARI	0	0	0	0	0	0	1	0	0	0	0	0	0	21	18:35	0	-	0	1	0.0
Dec. 5	vs NYR	0	0	0	-1	0	0	0	0	0	0	0	0	0	19	15:00	1	0.0	1	0	100.0
Dec. 7	@ FLA	0	0	0	-1	0	0	0	0	0	0	0	0	0	20	13:35	1	0.0	0	0	-
Dec. 9	@ WSH	0	1	1	2	0	1	0	0	0	0	0	0	0	22	15:08	1	0.0	0	0	-
Dec. 12	@ PIT	0	0	0	0	0	0	1	0	0	0	0	0	0	22	15:57	1	0.0	0	1	0.0
Dec. 14	@ OTT	0	1	1	-1	0	0	1	0	0	0	0	0	0	27	18:21	3	0.0	1	0	100.0
Dec. 16	vs WSH	0	1	1	2	0	1	0	0	0	0	0	0	0	20	18:25	1	0.0	0	2	0.0
Dec. 17	@ DET	1	1	2	3	0	0	0	0	0	0	0	0	0	24	17:10	2	50.0	0	0	-
Dec. 19	vs LAK	0	2	2	2	0	0	0	0	1	0	0	0	0	28	22:48	3	0.0	1	0	100.0
Dec. 21	vs NJD	1	0	1	2	0	1	0	0	0	1	0	0	0	22	18:51	1	100.0	0	0	-
Dec. 23	@ NYI	0	0	0	-1	2	1	0	0	0	0	0	0	0	23	18:52	2	0.0	1	0	100.0
Dec. 27	@ WSH	0	0	0	0	0	1	0	0	0	0	0	0	0	25	22:42	1	0.0	0	1	0.0
Dec. 29	vs CHI	0	0	0	-1	0	0	0	0	0	0	0	0	0	28	20:04	1	0.0	0	0	-
Dec. 31	vs FLA	0	2	2	2	0	0	1	0	1	0	0	0	0	23	20:11	3	0.0	0	0	-
Jan. 2	@ BOS	0	0	0	1	0	0	1	0	0	0	0	0	0	23	18:48	2	0.0	0	0	-
Jan. 4	vs SJS	0	0	0	1	0	0	0	0	0	0	0	0	0	24	20:02	1	0.0	0	0	-
Jan. 6	@ LAK	1	1	2	1	0	0	0	0	0	0	0	0	0	23	17:32	1	100.0	0	0	-
Jan. 7	@ ANA	0	1	1	-1	0	0	1	0	1	0	0	0	0	22	20:48	2	0.0	0	1	0.0
Jan. 9	@ SJS	0	0	0	0	2	1	0	0	0	0	0	0	0	23	18:08	1	0.0	0	0	-
Jan. 11	@ VGK	0	0	0	0	0	1	0	0	0	0	0	0	0	24	19:42	1	0.0	0	0	-
Jan. 14	vs BOS	0	0	0	0	0	0	2	0	0	0	0	0	0	22	15:28	3	0.0	0	0	-
Jan. 16	vs CAR	0	0	0	-1	0	0	2	0	0	0	0	0	0	23	19:48	0	-	0	0	-
Jan. 18	vs NJD	0	0	0	0	0	1	1	0	0	0	0	0	0	18	15:58	1	0.0	0	0	-
Jan. 19	@ NYR	0	0	0	-1	0	1	0	0	0	0	0	0	0	21	16:13	3	0.0	0	1	0.0
Jan. 22	vs WPG	1	0	1	0	0	0	1	1	0	0	0	0	0	20	16:53	1	100.0	0	1	0.0
Feb. 1	@ BUF	0	1	1	0	0	2	0	0	0	0	0	0	0	25	17:24	0	-	0	0	-
Feb. 2	@ MTL	1	0	1	1	0	1	0	0	0	0	0	1	0	22	18:38	3	33.3	1	0	100.0
Feb. 4	vs FLA	0	0	0	0	0	0	0	0	0	0	0	0	0	23	17:07	1	0.0	0	0	-
Feb. 7	vs DET	0	1	1	1	0	0	0	0	0	0	0	0	0	24	18:02	2	0.0	1	1	50.0
Feb. 8	vs COL	0	0	0	-1	0	0	0	0	0	0	0	0	0	24	17:39	2	0.0	0	0	-
Feb. 10	vs TBL	0	0	0	-1	0	4	1	0	0	0	0	0	0	21	16:48	2	0.0	0	0	-
Feb. 13	@ BUF	0	0	0	1	0	0	0	0	0	0	0	0	0	22	18:34	5	0.0	0	0	-
Feb. 14	vs NYR	0	1	1	-1	2	0	0	0	0	0	0	0	0	22	21:21	2	0.0	1	0	100.0
Feb. 16	@ NJD	0	1	1	0	0	0	0	0	0	0	0	0	0	24	19:54	4	0.0	0	0	-
Feb. 18	@ PHI	0	0	0	-1	0	2	1	0	0	0	0	0	0	22	15:55	1	0.0	0	0	-
Feb. 20	vs PHI	0	0	0	0	0	0	0	0	0	0	0	0	0	25	20:50	3	0.0	0	0	-
Feb. 22	@ NSH	0	0	0	-2	0	0	0	0	0	0	0	0	0	27	19:55	2	0.0	0	0	-
Feb. 24	vs OTT	0	1	1	2	0	0	0	0	0	0	0	0	0	30	23:27	2	0.0	0	0	-
Feb. 25	@ MIN	0	1	1	2	0	0	1	0	0	0	0	0	0	23	19:18	3	0.0	0	0	-
Feb. 28	vs MIN	0	0	0	0	0	1	0	0	0	0	0	0	0	24	17:37	0	-	0	0	-
Mar. 1	vs VAN	1	0	1	1	0	3	0	0	0	0	0	0	0	23	19:13	3	33.3	0	0	-
Mar. 4	@ CGY	1	0	1	-1	0	0	2	0	0	0	0	0	0	27	21:25	4	25.0	0	0	-
Mar. 7	@ EDM	1	0	1	0	0	0	0	0	0	0	0	0	0	21	18:01	6	16.7	0	0	-
Mar. 8	@ VAN	0	0	0	0	0	1	1	0	0	0	0	0	0	28	20:00	3	0.0	0	0	-
<b>TOTALS</b>		<b>15</b>	<b>27</b>	<b>42</b>	<b>4</b>	<b>16</b>	<b>37</b>	<b>26</b>	<b>3</b>	<b>6</b>	<b>1</b>	<b>0</b>	<b>3</b>	<b>1</b>	<b>1,594</b>	<b>18:02</b>	<b>151</b>	<b>9.93</b>	<b>17</b>	<b>16</b>	<b>51.5</b>



# ANDREW PEEKE

# 2

**Position:** DEFENSE    **Shot:** RIGHT    **Ht:** 6'3"    **Wt:** 198    **Born:** MAR. 17, 1998  
**Birthplace:** BOCA RATON, FLORIDA    **Resides:** PARKLAND, FLORIDA

## 2019-20 STATISTICS

GP	G	A	PTS	+/-	PIM	PP	SH	GW	SHOTS	SPCT.	TOI	HITS	GVA	TKA	BKSHOTS
22	1	2	3	1	4	0	0	0	23	4.4	13:51	25	8	3	21

**Games lost to injury:** 13... **Multi-point (goal) games:** 0 (0)... **Most Points:** 1 (3x) - Mar. 4 at Calgary, most recent... **Most Goals:** 1 - Feb. 16 at New Jersey... **Most Assists:** 1 (2x) - Mar. 4 at Calgary, most recent... **Most PIM:** 2 (2x) - Feb. 28 vs. Minnesota, most recent... **Most Shots:** 3 (2x) - Feb. 24 vs. Ottawa, most recent... **TOI:** 18:49 - Dec. 14 at Ottawa.

## 2019-20 SEASON

- Notched his first career NHL goal on Feb. 16 at New Jersey (Mackenzie Blackwood)
- Missed 13 games from Dec. 19-Jan. 14 due to a broken finger
- Registered his first career point with an assist on Dec. 16 vs. Washington
- Made his NHL debut on Dec. 5 vs. the NY Rangers
- Added 5-11-16 in 29 games in his first pro season with Cleveland (AHL), ranking second among club defensemen in points per game (.55)
- Collected 4-26-30 with 30 penalty minutes and was +7 in 56 games with the Green Bay Gamblers of the United States Hockey League in 2015-16
- Finished second among club defensemen in goals, assists and points during the campaign
- Tallied 8-12-20 and eight penalty minutes in 28 games with the Selects Hockey Academy U18 (USPHL 18U) in 2014-15
- DRAFTED:** Columbus' second round pick, 34th overall, at the 2016 NHL Draft

## CAREER HIGHLIGHTS

- Set collegiate career highs with 3-21-24 and 24 penalty minutes in 40 games as a junior at Notre Dame (Big Ten) in 2018-19
- Serving as Notre Dame's captain, finished second on the team in assists and fourth in points and ranked second among team blueliners in assists, points and penalty minutes
- Named to the 2019 Big Ten All-Tournament Team after leading the Irish to the Big Ten championship
- Helped Notre Dame capture Big Ten regular season and tournament championships in 2017-18 with 5-9-14 in 39 games during his sophomore campaign
- Also aided the team's run to the 2018 national championship game, where the Irish fell, 2-1, to Minnesota Duluth
- Was named to the 2017-18 Academic All-Big Ten Team
- Finished second-T among club defensemen in goals and third in assists and points during that season
- Posted 1-1-2 in seven games to help the United States earn a bronze medal at the 2018 IIHF World Junior Championships
- Notched 4-10-14 in 40 games as a freshman at Notre Dame (Hockey East) in 2016-17
- Named to Hockey East's All-Rookie Team after the campaign
- Led NCAA freshmen and finished third overall in blocked shots (95) during the 2015-16 season



## CAREER STATISTICS

YEAR	TEAM	LEAGUE	GP	TOI	G	A	PTS	+/-	PIM	PP	SH	GW	S	S%
2014-15	Selects Hockey	USPHL 18U	28	n/a	8	12	20	n/a	8	n/a	n/a	n/a	n/a	n/a
2015-16	Green Bay	USHL	56	n/a	4	26	30	7	30	1	0	0	88	4.5
2016-17	Notre Dame	Hockey East	40	n/a	4	10	14	10	16	0	0	1	56	7.1
2017-18	Notre Dame	Big Ten	39	n/a	5	9	14	12	22	2	0	1	57	8.8
2018-19	Notre Dame	Big Ten	40	n/a	3	21	24	-2	24	3	0	0	69	4.3
2019-20	Columbus	NHL	22	13:51	1	2	3	1	4	0	0	0	23	4.4
	Cleveland	AHL	29	n/a	5	11	16	1	6	1	1	0	52	9.6
<b>CBJ/NHL Totals</b>			<b>22</b>	<b>13:51</b>	<b>1</b>	<b>2</b>	<b>3</b>	<b>1</b>	<b>4</b>	<b>0</b>	<b>0</b>	<b>0</b>	<b>23</b>	<b>4.4</b>
<b>AHL Totals</b>			<b>19</b>	...	<b>5</b>	<b>11</b>	<b>16</b>	<b>1</b>	<b>6</b>	<b>1</b>	<b>1</b>	<b>0</b>	<b>52</b>	<b>9.6</b>
<b>NCAA Totals</b>			<b>119</b>	...	<b>12</b>	<b>40</b>	<b>52</b>	<b>20</b>	<b>62</b>	<b>5</b>	<b>0</b>	<b>2</b>	<b>182</b>	<b>6.6</b>
<b>USHL Totals</b>			<b>56</b>	...	<b>4</b>	<b>26</b>	<b>30</b>	<b>7</b>	<b>30</b>	<b>1</b>	<b>0</b>	<b>0</b>	<b>88</b>	<b>4.5</b>
<b>USPHL 18U Totals</b>			<b>28</b>	...	<b>8</b>	<b>12</b>	<b>20</b>	...	<b>8</b>	...	...	...	...	...

## REGULAR SEASON

GP	TOI	G	A	PTS	+/-	PIM	PP	SH	GW	S	S%
28	n/a	8	12	20	n/a	8	n/a	n/a	n/a	n/a	n/a
56	n/a	4	26	30	7	30	1	0	0	88	4.5
40	n/a	4	10	14	10	16	0	0	1	56	7.1
39	n/a	5	9	14	12	22	2	0	1	57	8.8
40	n/a	3	21	24	-2	24	3	0	0	69	4.3
22	13:51	1	2	3	1	4	0	0	0	23	4.4
29	n/a	5	11	16	1	6	1	1	0	52	9.6
<b>22</b>	<b>13:51</b>	<b>1</b>	<b>2</b>	<b>3</b>	<b>1</b>	<b>4</b>	<b>0</b>	<b>0</b>	<b>0</b>	<b>23</b>	<b>4.4</b>
<b>19</b>	...	<b>5</b>	<b>11</b>	<b>16</b>	<b>1</b>	<b>6</b>	<b>1</b>	<b>1</b>	<b>0</b>	<b>52</b>	<b>9.6</b>
<b>119</b>	...	<b>12</b>	<b>40</b>	<b>52</b>	<b>20</b>	<b>62</b>	<b>5</b>	<b>0</b>	<b>2</b>	<b>182</b>	<b>6.6</b>
<b>56</b>	...	<b>4</b>	<b>26</b>	<b>30</b>	<b>7</b>	<b>30</b>	<b>1</b>	<b>0</b>	<b>0</b>	<b>88</b>	<b>4.5</b>
<b>28</b>	...	<b>8</b>	<b>12</b>	<b>20</b>	...	<b>8</b>	...	...	...	...	...

## PLAYOFFS

GP	G	A	PTS	PIM
4	1	1	2	2
4	1	1	2	2
...	...	...	...	...
...	...	...	...	...
...	...	...	...	...
<b>4</b>	<b>1</b>	<b>1</b>	<b>2</b>	<b>2</b>
<b>4</b>	<b>1</b>	<b>1</b>	<b>2</b>	<b>2</b>

# GAME-BY-GAME STAT BREAKDOWN



Date	Opp.	G	A	Pts	+/-	PIM	Hits	Bks	PPG	PPA	SHG	SHA	GWG	OTG	Shifts	TOI	SOG	S%	FW	FL	FO%	
Oct. 4	vs TOR		MINORS																			
Oct. 5	@ PIT		MINORS																			
Oct. 7	vs BUF		MINORS																			
Oct. 11	vs ANA		MINORS																			
Oct. 12	@ CAR		MINORS																			
Oct. 16	vs DAL		MINORS																			
Oct. 18	@ CHI		MINORS																			
Oct. 19	vs NYI		MINORS																			
Oct. 21	@ TOR		MINORS																			
Oct. 24	vs CAR		MINORS																			
Oct. 26	@ PHI		MINORS																			
Oct. 30	vs EDM		MINORS																			
Nov. 1	@ STL		MINORS																			
Nov. 2	vs CGY		MINORS																			
Nov. 5	vs VGK		MINORS																			
Nov. 7	@ ARI		MINORS																			
Nov. 9	@ COL		MINORS																			
Nov. 12	@ MTL		MINORS																			
Nov. 15	vs STL		MINORS																			
Nov. 19	vs MTL		MINORS																			
Nov. 21	vs DET		MINORS																			
Nov. 23	@ WPG		MINORS																			
Nov. 25	vs OTT		MINORS																			
Nov. 27	vs PHI		MINORS																			
Nov. 29	vs PIT		MINORS																			
Nov. 30	@ NYI		MINORS																			
Dec. 3	vs ARI																					
Dec. 5	vs NYR	0	0	0	0	0	3	0	0	0	0	0	0	0	17	12:53	1.0	0	0	0	-	
Dec. 7	@ FLA	0	0	0	1	0	1	0	0	0	0	0	0	0	16	11:44	1.0	0	0	0	-	
Dec. 9	@ WSH	0	0	0	2	0	2	2	0	0	0	0	0	0	15	11:41	0.0	-	0	0	-	
Dec. 12	@ PIT	0	0	0	0	2	4	2	0	0	0	0	0	0	19	15:36	1.0	0	0	0	-	
Dec. 14	@ OTT	0	0	0	2	0	2	3	0	0	0	0	0	0	23	18:49	0.0	-	0	0	-	
Dec. 16	vs WSH	0	1	1	0	0	0	1	0	0	0	0	0	0	12	10:12	0.0	-	0	0	-	
Dec. 17	@ DET	0	0	0	-2	0	0	1	0	0	0	0	0	0	8	6:12	0.0	-	0	0	-	
Dec. 19	vs LAK		INJURED																			
Dec. 21	vs NJD		INJURED																			
Dec. 23	@ NYI		INJURED																			
Dec. 27	@ WSH		INJURED																			
Dec. 29	vs CHI		INJURED																			
Dec. 31	vs FLA		INJURED																			
Jan. 2	@ BOS		INJURED																			
Jan. 4	vs SJS		INJURED																			
Jan. 6	@ LAK		INJURED																			
Jan. 7	@ ANA		INJURED																			
Jan. 9	@ SJS		INJURED																			
Jan. 11	@ VGK		INJURED																			
Jan. 14	vs BOS		INJURED																			
Jan. 16	vs CAR		MINORS																			
Jan. 18	vs NJD		MINORS																			
Jan. 19	@ NYR		MINORS																			
Jan. 22	vs WPG		MINORS																			
Feb. 1	@ BUF																					
Feb. 2	@ MTL																					
Feb. 4	vs FLA																					
Feb. 7	vs DET																					
Feb. 8	vs COL	0	0	0	0	0	1	0	0	0	0	0	0	0	15	12:14	0.0	-	0	0	-	
Feb. 10	vs TBL	0	0	0	0	0	0	0	0	0	0	0	0	0	17	12:55	1.0	0	0	0	-	
Feb. 13	@ BUF	0	0	0	0	0	3	1	0	0	0	0	0	0	16	16:02	0.0	-	0	0	-	
Feb. 14	vs NYR	0	0	0	1	0	0	2	0	0	0	0	0	0	16	16:02	3.0	0	0	0	-	
Feb. 16	@ NJD	1	0	1	0	0	1	0	0	0	0	0	0	0	18	14:01	1.0	100	0	0	-	
Feb. 18	@ PHI	0	0	0	-3	0	0	1	0	0	0	0	0	0	20	14:20	2.0	0	0	0	-	
Feb. 20	vs PHI	0	0	0	0	0	0	0	0	0	0	0	0	0	19	15:41	2.0	0	0	0	-	
Feb. 22	@ NSH	0	0	0	-1	0	1	1	0	0	0	0	0	0	19	13:41	2.0	0	0	0	-	
Feb. 24	vs OTT	0	0	0	1	0	0	3	0	0	0	0	0	0	21	15:24	3.0	0	0	0	-	
Feb. 25	@ MIN	0	0	0	-1	0	0	0	0	0	0	0	0	0	20	14:57	1.0	0	0	0	-	
Feb. 28	vs MIN	0	0	0	0	2	2	1	0	0	0	0	0	0	21	15:08	0.0	-	0	0	-	
Mar. 1	vs VAN	0	0	0	0	0	1	1	0	0	0	0	0	0	21	12:53	2.0	0	0	0	-	
Mar. 4	@ CGY	0	1	1	1	0	1	1	0	0	0	0	0	0	18	15:05	1.0	0	0	0	-	
Mar. 7	@ EDM	0	0	0	0	0	1	1	0	0	0	0	0	0	19	13:47	2.0	0	0	0	-	
Mar. 8	@ VAN	0	0	0	0	0	2	0	0	0	0	0	0	0	21	15:33	0.0	-	0	0	-	
<b>TOTALS</b>		<b>1</b>	<b>2</b>	<b>3</b>	<b>1</b>	<b>4</b>	<b>25</b>	<b>21</b>	<b>0</b>	<b>0</b>	<b>0</b>	<b>0</b>	<b>0</b>	<b>0</b>	<b>391</b>	<b>13:51</b>	<b>23</b>	<b>4.35</b>	<b>0</b>	<b>0</b>	<b>-</b>	



# ERIC ROBINSON

# 50

**Position:** LEFT WING    **Shot:** LEFT    **Ht:** 6'2"    **Wt:** 197    **Born:** JUNE 14, 1995  
**Birthplace:** BELLMAWR, NEW JERSEY    **Resides:** BELLMAWR, NEW JERSEY

## 2019-20 STATISTICS

GP	G	A	PTS	+/-	PIM	PP	SH	GW	SHOTS	SPCT.	TOI	HITS	GVA	TKA	BKSHOTS
50	7	5	12	10	12	0	0	3	69	10.1	10:57	79	11	13	15

**Games lost to injury:** 0... **Multi-point (goal) games:** 1 (0)... **Most Points:** 2 - Dec. 14 at Ottawa... **Most Goals:** 1 (7x) - Mar. 8 at Vancouver, most recent... **Most Assists:** 2 - Dec. 14 at Ottawa... **Most PIM:** 2 (6x) - Feb. 14 vs. NY Rangers, most recent... **Most Shots:** 3 (8x) - Feb. 8 vs. Colorado, most recent... **TOI:** 14:59 - Jan. 16 vs. Carolina.

## 2019-20 SEASON

- Finished tied for the Blue Jackets lead in plus/minus rating
- Ranked eighth among League rookies in plus/minus rating and second among club rookies in goals, third in shots and fourth in points
- Registered 1-4-5 in seven contests from Dec. 9-21, including his first career NHL assist on Dec. 9 at Washington
- Tallied his first career game-winning goal on Nov. 21 vs. Detroit
- Notched his first career NHL goal in his CBJ season debut on Nov. 12 at Montreal (Carey Price) and had 3-0-3 in his first four games from Nov. 12-21
- Added 3-2-5 in 14 outings with Cleveland (AHL)
- Tallied 7-4-11 in 31 games as a sophomore at Princeton in 2015-16
- Collected 2-2-4 in 27 contests in his freshman campaign at Princeton in 2014-15
- Scored in his collegiate debut on Oct. 31, 2014 vs. Yale
- Registered 8-16-24 in 50 games with Dubuque (USHL) in 2013-14 and appeared in three playoff games
- DRAFTED:** Undrafted
- ACQUIRED:** Signed a two-year, entry level contract with the Blue Jackets on Mar. 26, 2018.

## CAREER HIGHLIGHTS

- Skated in 13 contests with Columbus and added 12-12-24 and was +15 in 45 games in his first AHL season with Cleveland in 2018-19
- Led Monsters rookies in assists and ranked second in goals (tied), points and plus/minus during the 2018-19 campaign
- Made his NHL debut at the end of the 2017-18 season, appearing in the Jackets' regular season finale on Apr. 7 at Nashville
- Tallied 17-14-31 with a +4 plus/minus and 44 penalty minutes in his senior season at Princeton (ECAC) in 2017-18
- Setting collegiate career highs, he ranked third-T on Princeton in goals and sixth in points
- Serving as team captain, helped the Tigers capture the 2018 ECAC tournament championship
- Recorded nine multi-point games, including four-straight outings from Mar. 3-16, 2018 (4-4-8)
- Totaled 10-8-18 in 15 games from Jan. 13-Mar. 16, 2018
- Played in 34 games as a junior at Princeton and registered 13-8-21 in 2016-17
- Led the team in shots (148) and ranked second-T in goals and sixth in points during the 2016-17 campaign
- Scored two goals, including the game-winner, on Feb. 3, 2017 at Yale



## CAREER STATISTICS

YEAR	TEAM	LEAGUE	GP	G	A	PTS	+/-	PIM	PP	SH	GW	S	S%
2013-14	Dubuque	USHL	50	7	5	12	10	12	0	0	3	69	10.1
2014-15	Princeton	ECAC	27	n/a	2	2	4	-17	8	0	0	52	3.8
2015-16	Princeton	ECAC	31	n/a	7	4	11	-13	10	0	1	87	8.0
2016-17	Princeton	ECAC	34	n/a	13	8	21	-3	12	3	0	148	8.8
2017-18	Princeton	ECAC	36	n/a	17	14	31	4	44	1	1	2	130
	Columbus	NHL	1	11:21	0	0	0	1	0	0	0	2	0.0
2018-19	Columbus	NHL	13	11:50	0	0	0	-4	0	0	0	18	0.0
	Cleveland	AHL	45	n/a	12	12	24	3	15	2	0	2	90
2019-20	Columbus	NHL	50	10:57	7	5	12	10	12	0	3	69	10.1
	Cleveland	AHL	14	n/a	3	2	5	2	6	0	1	0	18
<b>CBJ/NHL Totals</b>			<b>64</b>	<b>11:08</b>	<b>7</b>	<b>5</b>	<b>12</b>	<b>7</b>	<b>12</b>	<b>0</b>	<b>3</b>	<b>89</b>	<b>7.9</b>
<b>AHL Totals</b>			<b>59</b>	...	<b>15</b>	<b>14</b>	<b>29</b>	<b>5</b>	<b>21</b>	<b>2</b>	<b>1</b>	<b>2</b>	<b>108</b>
<b>NCAA Totals</b>			<b>128</b>	...	<b>39</b>	<b>28</b>	<b>67</b>	<b>-29</b>	<b>74</b>	<b>4</b>	<b>1</b>	<b>5</b>	<b>417</b>
<b>USHL Totals</b>			<b>50</b>	...	<b>8</b>	<b>16</b>	<b>24</b>	<b>-1</b>	<b>24</b>	<b>1</b>	<b>0</b>	<b>102</b>	<b>7.8</b>

## REGULAR SEASON

GP	TOI	G	A	PTS	+/-	PIM	PP	SH	GW	S	S%
50	n/a	8	16	24	-1	24	1	0	0	102	7.8
27	n/a	2	2	4	-17	8	0	0	0	52	3.8
31	n/a	7	4	11	-13	10	0	0	1	87	8.0
34	n/a	13	8	21	-3	12	3	0	2	148	8.8
36	n/a	17	14	31	4	44	1	1	2	130	13.1
1	11:21	0	0	0	1	0	0	0	0	2	0.0
13	11:50	0	0	0	-4	0	0	0	0	18	0.0
45	n/a	12	12	24	3	15	2	0	2	90	13.3
50	10:57	7	5	12	10	12	0	0	3	69	10.1
14	n/a	3	2	5	2	6	0	1	0	18	16.7
<b>64</b>	<b>11:08</b>	<b>7</b>	<b>5</b>	<b>12</b>	<b>7</b>	<b>12</b>	<b>0</b>	<b>0</b>	<b>3</b>	<b>89</b>	<b>7.9</b>
<b>59</b>	...	<b>15</b>	<b>14</b>	<b>29</b>	<b>5</b>	<b>21</b>	<b>2</b>	<b>1</b>	<b>2</b>	<b>108</b>	<b>13.9</b>
<b>128</b>	...	<b>39</b>	<b>28</b>	<b>67</b>	<b>-29</b>	<b>74</b>	<b>4</b>	<b>1</b>	<b>5</b>	<b>417</b>	<b>9.4</b>
<b>50</b>	...	<b>8</b>	<b>16</b>	<b>24</b>	<b>-1</b>	<b>24</b>	<b>1</b>	<b>0</b>	<b>0</b>	<b>102</b>	<b>7.8</b>

## PLAYOFFS

GP	G	A	PTS	PIM
3	0	0	0	0
...	...	...	...	...
...	...	...	...	...
...	...	...	...	...
...	...	...	...	...
...	...	...	...	...
...	...	...	...	...
...	...	...	...	...
...	...	...	...	...
...	...	...	...	...
<b>3</b>	<b>0</b>	<b>0</b>	<b>0</b>	<b>0</b>

# GAME-BY-GAME STAT BREAKDOWN



Date	Opp.	G	A	Pts	+/-	PIM	Hits	Bks	PPG	PPA	SHG	SHA	GWG	OTG	Shifts	TOI	SOG	S%	FW	FL	FO%	
Oct. 4	vs TOR		MINORS																			
Oct. 5	@ PIT		MINORS																			
Oct. 7	vs BUF		MINORS																			
Oct. 11	vs ANA		MINORS																			
Oct. 12	@ CAR		MINORS																			
Oct. 16	vs DAL		MINORS																			
Oct. 18	@ CHI		MINORS																			
Oct. 19	vs NYI		MINORS																			
Oct. 21	@ TOR		MINORS																			
Oct. 24	vs CAR		MINORS																			
Oct. 26	@ PHI		MINORS																			
Oct. 30	vs EDM		MINORS																			
Nov. 1	@ STL		MINORS																			
Nov. 2	vs CGY		MINORS																			
Nov. 5	vs VGK		MINORS																			
Nov. 7	@ ARI		MINORS																			
Nov. 9	@ COL		MINORS																			
Nov. 12	@ MTL	1	0	1	1	0	4	0	0	0	0	0	0	0	12	8:42	3	33.3	0	0	-	
Nov. 15	vs STL	0	0	0	-1	2	2	0	0	0	0	0	0	0	17	12:24	0	-	0	0	-	
Nov. 19	vs MTL	1	0	1	1	0	0	0	0	0	0	0	0	0	19	14:41	2	50.0	0	0	-	
Nov. 21	vs DET	1	0	1	1	0	3	0	0	0	0	0	1	0	17	11:26	1	100.0	0	0	-	
Nov. 23	@ WPG	0	0	0	-1	0	0	0	0	0	0	0	0	0	21	13:30	3	0.0	0	0	-	
Nov. 25	vs OTT	0	0	0	0	0	1	1	0	0	0	0	0	0	16	12:28	0	-	0	0	-	
Nov. 27	vs PHI	0	0	0	0	0	1	0	0	0	0	0	0	0	10	6:27	2	0.0	0	0	-	
Nov. 29	vs PIT																					
Nov. 30	@ NYI																					
Dec. 3	vs ARI	0	0	0	-1	0	1	0	0	0	0	0	0	0	11	6:50	0	-	0	0	-	
Dec. 5	vs NYR																					
Dec. 7	@ FLA	0	0	0	-1	2	0	1	0	0	0	0	0	0	16	10:03	1	0.0	0	0	-	
Dec. 9	@ WSH	0	1	1	2	0	0	1	0	0	0	0	0	0	11	5:47	0	-	0	0	-	
Dec. 12	@ PIT	0	0	0	0	0	4	0	0	0	0	0	0	0	12	7:08	1	0.0	0	0	-	
Dec. 14	@ OTT	0	2	2	2	0	2	0	0	0	0	0	0	0	13	10:16	1	0.0	0	0	-	
Dec. 16	vs WSH	1	0	1	1	0	0	0	0	0	0	0	1	0	14	9:48	2	50.0	0	0	-	
Dec. 17	@ DET	0	0	0	1	0	0	0	0	0	0	0	0	0	18	11:19	0	-	0	0	-	
Dec. 19	vs LAK	0	0	0	-1	0	3	1	0	0	0	0	0	0	16	11:01	2	0.0	0	0	-	
Dec. 21	vs NJD	0	1	1	2	0	3	1	0	0	0	0	0	0	15	10:23	2	0.0	0	0	-	
Dec. 23	@ NYI	0	0	0	1	0	4	0	0	0	0	0	0	0	13	10:44	1	0.0	0	0	-	
Dec. 27	@ WSH	0	0	0	-1	2	0	1	0	0	0	0	0	0	16	11:05	1	0.0	0	0	-	
Dec. 29	vs CHI	0	0	0	0	0	0	0	0	0	0	0	0	0	16	10:32	0	-	0	0	-	
Dec. 31	vs FLA	0	0	0	0	0	2	0	0	0	0	0	0	0	16	11:30	3	0.0	0	0	-	
Jan. 2	@ BOS	0	0	0	0	0	5	1	0	0	0	0	0	0	17	12:58	2	0.0	0	0	-	
Jan. 4	vs SJS	0	0	0	0	0	7	1	0	0	0	0	0	0	19	13:17	1	0.0	0	0	-	
Jan. 6	@ LAK	0	0	0	0	0	1	0	0	0	0	0	0	0	17	12:37	1	0.0	0	0	-	
Jan. 7	@ ANA	1	0	1	1	0	0	0	0	0	0	0	0	0	15	10:42	3	33.3	0	0	-	
Jan. 9	@ SJS	0	0	0	0	0	3	0	0	0	0	0	0	0	13	8:25	2	0.0	0	1	0.0	
Jan. 11	@ VGK	0	0	0	0	0	2	0	0	0	0	0	0	0	19	14:24	3	0.0	1	0	100.0	
Jan. 14	vs BOS	0	0	0	1	2	1	0	0	0	0	0	0	0	17	12:31	1	0.0	0	0	-	
Jan. 16	vs CAR	0	0	0	1	0	1	1	0	0	0	0	0	0	17	14:59	1	0.0	0	0	-	
Jan. 18	vs NJD	0	0	0	1	0	0	0	0	0	0	0	0	0	15	9:51	0	-	0	2	0.0	
Jan. 19	@ NYR	0	0	0	0	0	1	0	0	0	0	0	0	0	15	12:24	0	-	0	0	-	
Jan. 22	vs WPG	0	0	0	0	0	2	0	0	0	0	0	0	0	13	9:28	1	0.0	0	0	-	
Feb. 1	@ BUF	0	0	0	0	0	2	0	0	0	0	0	0	0	17	11:28	3	0.0	0	0	-	
Feb. 2	@ MTL	0	0	0	0	0	4	0	0	0	0	0	0	0	11	6:48	2	0.0	0	0	-	
Feb. 4	vs FLA	0	0	0	0	0	0	1	0	0	0	0	0	0	11	8:10	3	0.0	0	0	-	
Feb. 7	vs DET	0	0	0	0	0	0	1	0	0	0	0	0	0	11	7:37	1	0.0	0	1	0.0	
Feb. 8	vs COL	0	0	0	-1	0	1	0	0	0	0	0	0	0	14	8:36	3	0.0	0	0	-	
Feb. 10	vs TBL	0	0	0	0	0	3	0	0	0	0	0	0	0	14	10:25	2	0.0	0	0	-	
Feb. 13	@ BUF	0	0	0	0	2	0	0	0	0	0	0	0	0	16	13:06	1	0.0	0	0	-	
Feb. 14	vs NYR	0	0	0	0	2	1	0	0	0	0	0	0	0	12	11:10	1	0.0	1	1	50.0	
Feb. 16	@ NJD	0	1	1	1	0	0	0	0	0	0	0	0	0	15	10:20	2	0.0	1	0	100.0	
Feb. 18	@ PHI	0	0	0	0	0	3	0	0	0	0	0	0	0	18	13:09	1	0.0	0	1	0.0	
Feb. 20	vs PHI	0	0	0	0	0	1	0	0	0	0	0	0	0	16	12:59	1	0.0	0	0	-	
Feb. 22	@ NSH	1	0	1	1	0	2	0	0	0	0	0	0	0	20	14:30	2	50.0	0	0	-	
Feb. 24	vs OTT	0	0	0	-1	0	0	0	0	0	0	0	0	0	19	14:29	0	-	1	1	50.0	
Feb. 25	@ MIN	0	0	0	-2	0	0	0	0	0	0	0	0	0	14	8:37	1	0.0	0	0	-	
Feb. 28	vs MIN	0	0	0	-1	0	2	0	0	0	0	0	0	0	17	10:54	1	0.0	0	0	-	
Mar. 1	vs VAN	0	0	0	2	0	3	0	0	0	0	0	0	0	18	12:24	2	0.0	0	0	-	
Mar. 4	@ CGY	0	0	0	0	0	0	3	0	0	0	0	0	0	20	11:56	1	0.0	0	0	-	
Mar. 7	@ EDM	0	0	0	0	0	2	1	0	0	0	0	0	0	16	10:49	1	0.0	0	0	-	
Mar. 8	@ VAN	1	0	1	1	0	2	0	0	0	0	0	1	0	19	12:25	1	100.0	0	0	-	
<b>TOTALS</b>		<b>7</b>	<b>5</b>	<b>12</b>	<b>10</b>	<b>12</b>	<b>79</b>	<b>15</b>	<b>0</b>	<b>0</b>	<b>0</b>	<b>0</b>	<b>3</b>	<b>0</b>	<b>774</b>	<b>10:57</b>	<b>69</b>	<b>10.14</b>	<b>4</b>	<b>7</b>	<b>36.4</b>	



# DAVID SAVARD

# 58

**Position:** DEFENSE    **Shot:** RIGHT  
**Birthplace:** ST. HYACINTHE, QUEBEC

**Ht.:** 6'2"    **Wt.:** 229    **Born:** OCT. 22, 1990  
**Resides:** LAC-BEAUPORT, QUEBEC

## 2019-20 STATISTICS

GP	G	A	PTS	+/-	PIM	PP	SH	GW	SHOTS	SPCT.	TOI	HITS	GVA	TKA	BKSHOTS
68	0	11	11	-3	35	0	0	0	97	0.0	20:41	129	43	18	163

**Games lost to injury:** 2... **Multi-point (goal) games:** 1 (0)... **Most Points:** 2 - Oct. 24 vs. Carolina... **Most Goals:** 0... **Most Assists:** 2 - Oct. 24 vs. Carolina... **Most PIM:** 19 - Dec. 16 vs. Washington... **Most Shots:** 6 (2x) - Feb. 16 at New Jersey, most recent... **TOI:** 26:26 - Mar. 1 vs. Vancouver.

## 2019-20 SEASON

- Set a single-season career high and ranked second in the NHL in blocked shots
- Was one of only three players in the League to record 150-plus blocked shots and 100-plus hits
- Ranked third on the Blue Jackets in time on ice
- Recorded his 676th career blocked shot on Dec. 9 at Washington to surpass Jack Johnson for the most blocked shots in franchise history
- Became the eighth player to play 500 games with the franchise on Oct. 26 at Philadelphia

## CAREER HIGHLIGHTS

- Led the Blue Jackets in blocked shots (123) and ranked third among CBJ defensemen in goals (8) in 2018-19
- Played in all 82 games for second time in his career (2014-15)
- Notched his first career Stanley Cup Playoffs goal in Game One of the Eastern Conference Quarterfinals on Apr. 10, 2019 at Tampa Bay
- Tied his career high with a +5 plus/minus rating on Nov. 17, 2018 vs. Florida
- Set career high in shots (145) and led CBJ defensemen in games played with 4-12-16 in 81 games in 2017-18
- Led CBJ in blocked shots (143) and finished fourth in hits (144)
- Set a franchise record and finished third-T in the NHL in plus/minus with a +33 in 2016-17, one behind the league leaders (Minnesota's Ryan Suter and Jason Zucker)
- Finished second on the club in time on ice (21:50) and blocked shots (126) in 2016-17
- Posted career highs in TOI/game (23:10) and shots (122) and finished second on the team in TOI/game, third in blocked shots (111) and second-T among club defensemen in goals, assists and points with 4-21-25 in 65 games in 2015-16
- Registered career highs in goals, assists, points and penalty minutes, while leading Columbus defensemen in goals and ranking second in points with 11-25-36 and 71 penalty minutes

- in 82 games in 2014-15
- Led Columbus in hits (195), finished second in TOI/game (22:56) and third in blocked shots (105) and was one of two players (Ryan Johansen) to play in all 82 games in 2014-15
- Helped Canada capture gold at 2015 IIHF World Championships
- Finished fourth on CBJ in blocked shots (81) and second-T in goals (5) by a defenseman in first full NHL season in 2013-14
- Dished out four assists in six games in 2014 NHL Stanley Cup Playoffs which was second-T on the Jackets and first-T among CBJ defensemen
- Scored the first overtime/game-winning goal of his NHL career on Dec. 12, 2013 at NY Rangers
- Finished second among Springfield (AHL) defensemen in regular season scoring in 2012-13 with 5-26-31 in 60 games
- Recorded an eight-game point streak with the Falcons from Nov. 11-30, 2013 (2-8-10)
- Scored the first goal of his NHL career and added an assist for his first multi-point game on Feb. 7, 2012 vs. Minnesota (Niklas Backstrom)
- Played three seasons in the QMJHL with Baie-Comeau and Moncton from 2007-10
- Won the QMJHL's Emile-Bouchard Trophy for Best Defenseman, Kevin Lowe Trophy for Best Defensive Defenseman and named to the QMJHL First All-Star Team in 2009-10
- Became the first defenseman to lead the QMJHL in assists (64) in 2009-10
- Led league defensemen in assists (64) and points (77) and ranked third-T in game-winning goals (4) in 2009-10
- Helped Moncton win the QMJHL championship and advance to the Memorial Cup in 2009-10
- Led Moncton in plus/minus rating (+29) and was second among Wildcats defensemen in points (44) in 2008-09
- DRAFTED:** Columbus' fourth round pick, 94th overall, at the 2009 NHL Draft



## CAREER STATISTICS

YEAR	TEAM	LEAGUE	GP	TOI	G	A	PTS	+/-	PIM	PP	SH	GW	S	S%
2007-08	Baie-Comeau	QMJHL	35	n/a	1	6	7	-2	22	1	0	0	35	2.9
	Moncton	QMJHL	32	n/a	0	5	5	-19	18	0	0	0	46	0.0
2008-09	Moncton	QMJHL	68	n/a	9	35	44	29	33	6	0	2	127	7.1
2009-10	Moncton	QMJHL	64	n/a	13	64	77	32	36	7	0	4	186	7.0
2010-11	Springfield	AHL	72	n/a	11	32	43	-6	18	2	0	1	95	11.6
2011-12	Columbus	NHL	31	16:34	2	8	10	0	16	1	0	0	34	5.9
	Springfield	AHL	44	n/a	4	18	22	6	72	2	0	1	59	6.8
2012-13	Columbus	NHL	4	13:12	0	0	0	-3	0	0	0	0	1	0.0
	Springfield	AHL	60	n/a	5	26	31	12	40	2	1	0	104	4.8
2013-14	Columbus	NHL	70	17:50	5	10	15	2	28	1	0	1	63	7.9
2014-15	Columbus	NHL	82	22:57	11	25	36	0	71	3	0	3	112	9.8
2015-16	Columbus	NHL	65	23:10	4	21	25	-7	45	1	0	0	122	3.3
2016-17	Columbus	NHL	74	21:50	6	17	23	33	44	0	0	0	135	4.4
2017-18	Columbus	NHL	81	19:23	4	12	16	2	32	0	0	0	145	2.8
2018-19	Columbus	NHL	82	19:45	8	16	24	19	36	0	0	1	124	6.5
2019-20	Columbus	NHL	68	20:41	0	11	11	-3	35	0	0	0	97	0.0

## REGULAR SEASON

GP	TOI	G	A	PTS	+/-	PIM	PP	SH	GW	S	S%
<b>557</b>	<b>20:29</b>	<b>40</b>	<b>120</b>	<b>160</b>	<b>43</b>	<b>307</b>	<b>6</b>	<b>0</b>	<b>5</b>	<b>833</b>	<b>4.8</b>
<b>176</b>	...	<b>20</b>	<b>76</b>	<b>96</b>	<b>12</b>	<b>130</b>	<b>6</b>	<b>1</b>	<b>2</b>	<b>258</b>	<b>7.8</b>
<b>199</b>	...	<b>23</b>	<b>110</b>	<b>133</b>	<b>40</b>	<b>109</b>	<b>14</b>	<b>0</b>	<b>6</b>	<b>394</b>	<b>5.8</b>

## PLAYOFFS

GP	G	A	PTS	PIM
...	...	...	...	...
...	...	...	...	...
10	5	5	10	10
21	1	14	15	8
...	...	...	...	...
...	...	...	...	...
8	2	3	5	8
6	0	4	4	4
...	...	...	...	...
...	...	...	...	...
5	0	1	1	4
6	0	0	0	0
10	1	2	3	4
<b>27</b>	<b>1</b>	<b>7</b>	<b>8</b>	<b>12</b>
<b>8</b>	<b>2</b>	<b>3</b>	<b>5</b>	<b>8</b>
<b>31</b>	<b>6</b>	<b>19</b>	<b>25</b>	<b>18</b>

**CBJ/NHL Totals**  
**AHL Totals**  
**QMJHL Totals**







# DEVIN SHORE

# 74

**Position:** CENTER    **Shot:** LEFT    **Ht:** 6'1"    **Wt:** 206    **Born:** JULY 19, 1994  
**Birthplace:** AJAX, ONTARIO    **Resides:** AJAX, ONTARIO

## 2019-20 STATISTICS

GP	G	A	PTS	+/-	PIM	PP	SH	GW	SHOTS	SPCT.	TOI	HITS	GVA	TKA	BKSHOTS
45	5	7	12	-10	8	0	0	1	50	10.0	11:39	52	8	12	14

**Games lost to injury:** 0... **Multi-point (goal) games:** 1 (0)... **Most Points:** 2 - Dec. 27 vs. Vegas... **Most Goals:** 1 (5x) - Mar. 4 at Calgary, most recent... **Most Assists:** 1 (7x) - Feb. 25 at Minnesota, most recent... **Most PIM:** 2 (4x) - Jan. 7 vs. Columbus, most recent... **Most Shots:** 4 - Feb. 17 at Calgary... **TOI:** 18:21 - Dec. 6 vs. Washington.

## 2019-20 SEASON

- Notched 3-3-6 in 11 games split between Columbus and Anaheim from Feb. 9-Mar. 4
- Tallied his first goal as a Blue Jacket on Mar. 4 at Calgary (Cam Talbot)
- Picked up an assist in his Blue Jackets debut on Feb. 26 at Minnesota and tallied 1-1-2 in six games with the club
- Collected 4-6-10 in 39 games with Anaheim
- Registered his 100th career NHL point with his second point of the night (goal) on Dec. 17 vs. Vegas (1-1-2)

- Played three collegiate seasons at the University of Maine (Hockey East) from 2012-15, combining for 34-70-104 in 112 career contests
- Served as the team captain and named to the Hockey East Second Team as a junior in 2014-15 after posting 14-21-35 in 39 appearances
- Was named a Second Team All-American and to the Hockey East First Team after collecting 14-29-43 and 38 penalty minutes in 35 contests in 2013-14

- DRAFTED:** Dallas' second round pick, 61st overall, at the 2012 NHL Draft.
- ACQUIRED:** From Anaheim in exchange for LW Sonny Milano on Feb. 24, 2020.

## CAREER HIGHLIGHTS

- Split his 2018-19 campaign between Dallas and Anaheim, combining for 10-19-29 in 76 games
- Made his Ducks debut on Jan. 15, 2019 at Detroit and collected 5-7-12 in 34 contests with the club
- Skated in his 200th career NHL game with the Stars on Dec. 23, 2018 vs. the NY Islanders
- Had a career-high three points with 1-2-3 on Oct. 30, 2018 at Montreal
- Set a career high in assists with 11-21-32 and played in all 82 games for the second-straight campaign with Dallas in 2017-18
- Notched a career high in goals, points and games played with 13-20-33 in 82 outings with the Stars in 2016-17
- Collected his first career NHL point with an assist on Oct. 13, 2016 vs. Anaheim and first career goal/multi-point game with 1-1-2 a game later on Oct. 15 at Colorado
- Skated in three games with Dallas during the 2015-16 campaign, including making his NHL debut on Nov. 3, 2015 at Boston
- Notched 15-11-26 and eight penalty minutes in 23 outings with the American Hockey League's Texas Stars in 2015-16
- Made his pro debut in 2014-15, registering 4-2-6 and four penalty minutes in 19 games with Texas (AHL)



## CAREER STATISTICS

YEAR	TEAM	LEAGUE	GP	TOI	G	A	PTS	+/-	PIM	PP	SH	GW	S	S%
2012-13	U. of Maine	Hockey East	38	n/a	6	20	26	-2	10	2	1	0	n/a	n/a
2013-14	U. of Maine	Hockey East	35	n/a	14	29	43	13	38	3	3	2	n/a	n/a
2014-15	U. of Maine	Hockey East	39	n/a	14	21	35	-10	20	2	0	3	n/a	n/a
	Texas	AHL	19	n/a	4	2	6	-3	4	0	0	2	33	12.1
2015-16	Dallas	NHL	3	12:07	0	0	0	2	0	0	0	0	1	0.0
	Texas	AHL	23	n/a	15	11	26	3	8	4	1	3	54	27.8
2016-17	Dallas	NHL	82	14:08	13	20	33	-4	14	1	0	0	116	11.3
2017-18	Dallas	NHL	82	15:26	11	21	32	-30	14	2	1	1	123	8.9
2018-19	Dallas	NHL	42	13:18	5	12	17	0	7	0	1	3	44	11.4
	Anaheim	NHL	34	15:27	5	7	12	-12	6	2	1	1	38	13.2
2019-20	Anaheim	NHL	39	11:59	4	6	10	-8	8	0	0	1	47	8.5
	Columbus	NHL	6	9:25	1	1	2	-2	0	0	0	0	3	33.3
<b>CBJ Totals</b>			<b>6</b>	<b>9:25</b>	<b>1</b>	<b>1</b>	<b>2</b>	<b>-2</b>	<b>0</b>	<b>0</b>	<b>0</b>	<b>0</b>	<b>3</b>	<b>33.3</b>
<b>NHL Totals</b>			<b>288</b>	<b>14:08</b>	<b>39</b>	<b>67</b>	<b>106</b>	<b>-54</b>	<b>49</b>	<b>5</b>	<b>3</b>	<b>6</b>	<b>371</b>	<b>10.5</b>
<b>AHL Totals</b>			<b>42</b>	...	<b>19</b>	<b>13</b>	<b>32</b>	<b>0</b>	<b>12</b>	<b>4</b>	<b>1</b>	<b>5</b>	<b>87</b>	<b>21.8</b>
<b>NCAA Totals</b>			<b>112</b>	...	<b>34</b>	<b>70</b>	<b>104</b>	<b>1</b>	<b>68</b>	<b>7</b>	<b>4</b>	<b>5</b>	...	...

## REGULAR SEASON

GP	TOI	G	A	PTS	+/-	PIM	PP	SH	GW	S	S%
288	14:08	39	67	106	-54	49	5	3	6	371	10.5
42	...	19	13	32	0	12	4	1	5	87	21.8
112	...	34	70	104	1	68	7	4	5	...	...

## PLAYOFFS

GP	G	A	PTS	PIM
...	...	...	...	...
3	1	0	1	0
...	...	...	...	...









# ALEXANDRE TEXIER

# 42



**Position:** CENTER **Shot:** LEFT **Ht:** 6'1" **Wt:** 192 **Born:** SEPT. 13, 1999  
**Birthplace:** ST-MARTIN-D'HERES, FRANCE **Resides:** GRENOBLE, FRANCE

## 2019-20 STATISTICS

GP	G	A	PTS	+/-	PIM	PP	SH	GW	SHOTS	SPCT.	TOI	HITS	GVA	TKA	BKSHOTS
36	6	7	13	3	10	0	0	1	49	12.2	12:45	20	12	16	7

**Games lost to injury:** 34... **Multi-point (goal) games:** 2 (1)... **Most Points:** 2 (2x) - Dec. 14 at Ottawa, most recent... **Most Goals:** 2 - Dec. 14 at Ottawa... **Most Assists:** 1 (7x) - Dec. 23 at NY Islanders... **Most PIM:** 2 (5x) - Dec. 27 at Washington, most recent... **Most Shots:** 3 (7x) - Dec. 17 at Detroit, most recent.. **TOI:** 18:08 - Oct. 7 vs. Buffalo.

## 2019-20 SEASON

- Led Blue Jackets rookies in shot percentage, ranked second in plus/minus rating and third in goals (tied), assists and points
- Collected 3-6-9 and was +7 in 11 games from Dec. 3-23, ranking second among League rookies in assists and points and fourth in plus/minus rating over that stretch
- Tallied the first career multi-goal game of his career on Dec. 14 at Ottawa (2-0-2)
- Notched his first career overtime goal, assist and multi-point effort in a regular season contest on Oct. 7 vs. Buffalo (1-1-2)

## CAREER HIGHLIGHTS

- Made his North American pro debut at end of 2018-19 campaign
- Made his NHL debut on Apr. 5, 2019 at NY Rangers and scored his first NHL goal a day later at Ottawa (Anders Nilsson)
- Added 2-1-3 while skating in eight of 10 Stanley Cup Playoff contests during the 2019 postseason
- Also made his AHL debut in 2018-19, collecting 5-2-7 in seven regular season outings with the AHL's Cleveland Monsters
- Started the 2018-19 season with KalPa in Finland's top professional league (Liiga), collecting 14-27-41 in 55 appearances
- Led KalPa in assists and points and ranked third in goals and PPG (five)
- Finished second among the league's teenagers in assists and points during that campaign
- Helped KalPa win the Spengler Cup tournament
- Tallied 1-2-3 in seven games for France at the 2019 IIHF World Championships
- Ranked third on KalPa (Liiga) in goals with 13-9-22 in 53 outings with KalPa (Liiga) in 2017-18, while skating as the club's youngest player at the age of 18
- Collected 0-3-3 in seven outings for France at the 2018 IIHF World Championships
- Helped France win bronze at the 2018 IIHF World Junior Championships (D1A) after posting 1-7-8 in five outings
- Registered 10-9-19 and 69 penalty minutes in 40 games with

- Grenoble in France's top professional league in 2016-17
- Added 5-5-10 in 12 playoff games in 2017
- Captured the Jean-Pierre Graff Trophy as French League's Best Young Player for the campaign
- Captained France to gold medal at 2017 IIHF D1A U18 World Championships gold medal with 2-3-5 in five games and was named tournament's best forward
- Helped the country to a bronze medal at 2017 IIHF D1A World Junior Championships with 1-7-8 in five contests
- Posted 9-8-17 in 11 games with Grenoble's U22 team (France U22) in 2015-16
- Averaged over four points per game with 40-30-70 in 17 games with Grenoble's U18 team (France U18) in 2015-16
- Notched 16-18-34 in 17 games with Grenoble U18 (France U18) in 2014-15
- Collected 2-0-2 in five games with France at the 2015 IIHF D1A U18 World Championships, helping France to a bronze medal
- **DRAFTED:** Columbus' second round pick, 45th overall, at the 2017 NHL Draft



## CAREER STATISTICS

YEAR	TEAM	LEAGUE	GP	TOI	G	A	PTS	+/-	PIM	PP	SH	GW	S	S%
2013-14	Grenoble U18	France U18	8	n/a	7	4	11	n/a	4	n/a	n/a	n/a	n/a	n/a
2014-15	Grenoble U18	France U18	17	n/a	16	18	34	n/a	32	n/a	n/a	n/a	n/a	n/a
2015-16	Grenoble U22	France U22	11	n/a	9	8	17	n/a	14	n/a	n/a	n/a	n/a	n/a
	Grenoble U18	France U18	17	n/a	40	30	70	n/a	26	n/a	n/a	n/a	n/a	n/a
2016-17	Grenoble	France	40	n/a	10	9	19	-1	69	4	0	2	73	13.7
2017-18	KalPa	Liiga	53	n/a	13	9	22	5	38	2	0	2	119	10.9
2018-19	KalPa	Liiga	55	16:59	14	27	41	-11	36	5	0	1	265	5.3
	Columbus	NHL	2	12:46	1	0	1	3	0	0	0	0	6	16.7
	Cleveland	AHL	7	n/a	5	2	7	6	4	1	0	2	20	25.0
2019-20	Columbus	NHL	36	12:45	6	7	13	3	10	0	0	1	49	12.2

## REGULAR SEASON

GP	TOI	G	A	PTS	+/-	PIM	PP	SH	GW	S	S%
<b>38</b>	<b>12:45</b>	<b>7</b>	<b>7</b>	<b>14</b>	<b>6</b>	<b>10</b>	<b>0</b>	<b>0</b>	<b>1</b>	<b>55</b>	<b>12.7</b>
<b>7</b>	<b>...</b>	<b>5</b>	<b>2</b>	<b>7</b>	<b>6</b>	<b>4</b>	<b>1</b>	<b>0</b>	<b>2</b>	<b>6</b>	<b>25.0</b>
<b>108</b>	<b>...</b>	<b>27</b>	<b>36</b>	<b>63</b>	<b>-6</b>	<b>74</b>	<b>7</b>	<b>0</b>	<b>3</b>	<b>384</b>	<b>7.0</b>
<b>40</b>	<b>...</b>	<b>10</b>	<b>9</b>	<b>19</b>	<b>-1</b>	<b>69</b>	<b>4</b>	<b>0</b>	<b>2</b>	<b>73</b>	<b>13.7</b>
<b>11</b>	<b>...</b>	<b>9</b>	<b>8</b>	<b>17</b>	<b>...</b>	<b>14</b>	<b>...</b>	<b>...</b>	<b>...</b>	<b>...</b>	<b>...</b>
<b>42</b>	<b>...</b>	<b>63</b>	<b>52</b>	<b>115</b>	<b>...</b>	<b>62</b>	<b>...</b>	<b>...</b>	<b>...</b>	<b>...</b>	<b>...</b>

## PLAYOFFS

GP	G	A	PTS	PIM
<b>8</b>	<b>2</b>	<b>1</b>	<b>3</b>	<b>2</b>
<b>1</b>	<b>0</b>	<b>0</b>	<b>0</b>	<b>2</b>
<b>6</b>	<b>1</b>	<b>1</b>	<b>2</b>	<b>25</b>
<b>12</b>	<b>5</b>	<b>5</b>	<b>10</b>	<b>12</b>
<b>...</b>	<b>...</b>	<b>...</b>	<b>...</b>	<b>...</b>
<b>12</b>	<b>15</b>	<b>18</b>	<b>33</b>	<b>16</b>

**CBJ/NHL Totals**  
**AHL Totals**  
**Liiga Totals**  
**France Totals**  
**France U22 Totals**  
**France U18 Totals**











# ZACH WERENSKI

# 8

**Position:** DEFENSE

**Shot:** LEFT

**Ht.:** 6'2"

**Wt.:** 212

**Born:** JULY 19, 1997

**Birthplace:** GROSSE POINTE, MICHIGAN

**Resides:** GROSSE POINTE, MICHIGAN

## 2019-20 STATISTICS

GP	G	A	PTS	+/-	PIM	PP	SH	GW	SHOTS	SPCT.	TOI	HITS	GVA	TKA	BKSHOTS
63	20	21	41	9	10	5	1	4	187	10.7	23:59	36	47	32	58

**Games lost to injury:** 7... **Multi-point (goal) games:** 7 (3)... **Most Points:** 3 - Dec. 31 vs. Florida... **Most Goals:** 3 - Dec. 31 vs. Florida... **Most Assists:** 2 - Nov. 21 vs. Detroit... **Most PIM:** 2 (5x) - Jan. 22 vs. Winnipeg, most recent... **Most Shots:** 8 - Mar. 7 at Edmonton... **TOI:** 28:02 - Nov. 5 vs. Vegas.

## 2019-20 SEASON

- Led NHL blueliners while setting a single-season franchise record for goals by a defenseman
- Ranked second on the Blue Jackets in goals and time on ice and third in points and plus/minus rating
- Led Jackets defensemen in goals and points and ranked second in assists and plus/minus rating
- Notched his 20th goal of the season on Mar. 1 vs. Vancouver
- Set the CBJ single-season record for blueliners with his 17th goal on Feb. 7 vs. Detroit
- Named the NHL's Third Star of the Week for Dec. 30-Jan. 5 (5-0-5), including his first career hat trick on Dec. 31 vs. Florida
- Notched his 100th career NHL assist on Nov. 29 vs. Philadelphia
- Registered a career-best seven-game point streak from Nov. 9-25 (3-6-9)
- Became the franchise's leader in career goals by a defenseman with his 42nd tally on Nov. 9 at Colorado

## CAREER HIGHLIGHTS

- Led Blue Jackets defensemen in goals and ranked second in assists, points and TOI/game (22:54) with 11-33-44 in 82 games in 2019-20
- Posted a career-high six-game point streak with 4-3-7 from Dec. 22, 2018-Jan. 4, 2019
- Skated in two games for Team USA at the 2019 IIHF World Championships
- Posted 16-21-37 in 77 games in 2017-18, finishing fourth-T among NHL defensemen in goals and tying a then club-record for goals in a season by a blueliner (Seth Jones, also in 2017-18)r
- Finished second on the club in TOI/game (22:35) and fourth in shots (207) and blocked shots (92) in 2017-18
- Recorded an assist in his NHL All-Star Game debut on Jan. 28, 2018 at Amalie Arena in Tampa
- Led Jackets defensemen in assists (36) and points (47) and ranked seventh among NHL rookies and 13th among NHL defensemen in scoring in 2016-17
- Finished third in Calder Trophy voting in 2016-17 and earned All-Rookie Team honors after leading league rookies in plus/minus and power play assists (17) and finishing second-T in power play points (21) and third in assists
- Recorded then the second-most points by a defenseman in a season in franchise history (James Wisniewski, 51; 2013-14)
- Tallied the sixth-most points by a teenage defenseman in his rookie season in NHL history in 2016-17
- Notched 3-13-16 in 17 games with five multi-point outings from Feb. 15-Mar. 22, 2017
- Set the Blue Jackets rookie record with his 40th point of the season on Mar. 10, 2017 vs. Buffalo (Rick Nash-39, 2002-03)
- Named NHL Rookie of the Month for November 2016 after recording 3-7-10 in 14 games
- Had a four-game point streak to begin his NHL career (Oct. 13-22; 2-3-5) in 2016-17
- Made his pro debut with Lake Erie (AHL), recording 1-0-1 in seven regular season games and added 5-9-14 in 17 postseason contests to help the Monsters capture the 2016 Calder Cup
- Finished second among AHL defensemen in goals (tied) and points and recorded the most assists and points by an 18-year old in a single playoff in AHL history
- Registered 11-24-35 in 36 games in his sophomore campaign at Michigan (Big Ten) in 2015-16
- Named AHCA First Team All-American, Big Ten Defensive Player of the Year and a First Team All-Big Ten selection after finishing second in the nation in scoring by a defenseman
- Captained the USA to a bronze medal at the 2016 IIHF World Junior Championships
- Named the tournament's Best Defenseman and selected to the All-Star Team after leading blueliners in goals and points (tied) with 2-7-9 in seven games
- Notched 9-16-25 in 35 games as a freshman at Michigan in 2014-15, leading all Big Ten defensemen with nine goals and finished tops among U-M blueliners and second among Big Ten defensemen in points
- Skating as the youngest player in NCAA hockey, finished second among freshmen Division I blueliners in scoring
- Collected 1-1-2 in five games for the United States at the 2015 IIHF World Junior Championships
- DRAFTED:** Columbus' first round pick, eighth overall, at the 2015 NHL Draft



## CAREER STATISTICS

YEAR	TEAM	LEAGUE	GP	TOI	G	A	PTS	+/-	PIM	PP	SH	GW	S	S%
2013-14	USNTDP	USHL	35	n/a	6	13	19	n/a	17	n/a	n/a	n/a	n/a	n/a
	USNTDP	U-17	16	n/a	2	11	13	n/a	25	n/a	n/a	n/a	n/a	n/a
2014-15	Michigan	Big Ten	35	n/a	9	16	25	9	8	3	0	1	80	11.3
2015-16	Michigan	Big Ten	36	n/a	11	25	36	5	20	7	0	0	100	11.0
2015-16	Lake Erie	AHL	7	n/a	1	0	1	2	0	0	0	1	19	5.3
2016-17	Columbus	NHL	78	20:55	11	36	47	17	14	4	0	1	188	5.9
2017-18	Columbus	NHL	77	22:35	16	21	37	8	16	3	0	3	207	7.7
2018-19	Columbus	NHL	82	22:54	11	33	44	-12	18	2	0	1	168	6.5
2019-20	Columbus	NHL	63	23:59	20	21	41	9	10	5	1	4	187	10.7
<b>CBJ/NHL Totals</b>			<b>300</b>	<b>22:32</b>	<b>58</b>	<b>111</b>	<b>169</b>	<b>22</b>	<b>58</b>	<b>14</b>	<b>1</b>	<b>9</b>	<b>750</b>	<b>7.7</b>
<b>AHL Totals</b>			<b>7</b>	...	<b>1</b>	<b>0</b>	<b>1</b>	<b>2</b>	<b>0</b>	<b>0</b>	<b>0</b>	<b>1</b>	<b>19</b>	<b>5.3</b>
<b>NCAA Totals</b>			<b>71</b>	...	<b>20</b>	<b>41</b>	<b>61</b>	<b>14</b>	<b>28</b>	<b>10</b>	<b>0</b>	<b>4</b>	<b>180</b>	<b>11.1</b>
<b>USHL Totals</b>			<b>35</b>	...	<b>6</b>	<b>13</b>	<b>19</b>	...	<b>17</b>	...	...	...	...	...

## REGULAR SEASON

GP	TOI	G	A	PTS	+/-	PIM	PP	SH	GW	S	S%
35	n/a	6	13	19	n/a	17	n/a	n/a	n/a	n/a	n/a
16	n/a	2	11	13	n/a	25	n/a	n/a	n/a	n/a	n/a
35	n/a	9	16	25	9	8	3	0	1	80	11.3
36	n/a	11	25	36	5	20	7	0	0	100	11.0
7	n/a	1	0	1	2	0	0	0	1	19	5.3
78	20:55	11	36	47	17	14	4	0	1	188	5.9
77	22:35	16	21	37	8	16	3	0	3	207	7.7
82	22:54	11	33	44	-12	18	2	0	1	168	6.5
63	23:59	20	21	41	9	10	5	1	4	187	10.7
<b>300</b>	<b>22:32</b>	<b>58</b>	<b>111</b>	<b>169</b>	<b>22</b>	<b>58</b>	<b>14</b>	<b>1</b>	<b>9</b>	<b>750</b>	<b>7.7</b>
<b>7</b>	...	<b>1</b>	<b>0</b>	<b>1</b>	<b>2</b>	<b>0</b>	<b>0</b>	<b>0</b>	<b>1</b>	<b>19</b>	<b>5.3</b>
<b>71</b>	...	<b>20</b>	<b>41</b>	<b>61</b>	<b>14</b>	<b>28</b>	<b>10</b>	<b>0</b>	<b>4</b>	<b>180</b>	<b>11.1</b>
<b>35</b>	...	<b>6</b>	<b>13</b>	<b>19</b>	...	<b>17</b>	...	...	...	...	...

## PLAYOFFS

GP	G	A	PTS	PIM
...	...	...	...	...
...	...	...	...	...
...	...	...	...	...
...	...	...	...	...
<b>17</b>	<b>5</b>	<b>9</b>	<b>14</b>	<b>2</b>
<b>19</b>	<b>3</b>	<b>7</b>	<b>10</b>	<b>11</b>
<b>17</b>	<b>5</b>	<b>9</b>	<b>14</b>	<b>2</b>
...	...	...	...	...
...	...	...	...	...
...	...	...	...	...
...	...	...	...	...





# GABRIEL CARLSSON

# 53

**Position:** DEFENSE

**Shot:** LEFT

**Ht.:** 6'5"

**Wt.:** 192

**Born:** JAN. 2, 1997

**Birthplace:** OREBRO, SWEDEN

**Resides:** OREBRO, SWEDEN

## 2019-20 STATISTICS

GP	G	A	PTS	+/-	PIM	PP	SH	GW	SHOTS	SPCT.	TOI	HITS	GVA	TKA	BKSHOTS
6	0	0	0	-1	2	0	0	0	3	0.0	10:53	5	3	0	0

**Games lost to injury:** 0... **Multi-point (goal) games:** 0 (0)... **Most Points:** 0... **Most Goals:** 0... **Most Assists:** 0... **Most PIM:** 2 - Dec. 19 vs. Los Angeles... **Most Shots:** 1 (3x) - Jan. 4 vs. San Jose, most recent... **TOI:** 13:15 - Dec. 21 vs. New Jersey.


## 2019-20 SEASON

- Made his Blue Jackets' season debut on Dec. 19 vs. Los Angeles and skated in six games with the club
- Added 2-10-12, 14 penalty minutes and a +13 plus/minus rating in 41 outings with Cleveland (AHL)
- Led the Monsters in plus/minus rating and ranked fourth among team defensemen in assists and points
- Collected 1-6-7 in nine contests with Cleveland from Nov. 15-Dec. 6

## CAREER HIGHLIGHTS

- Skated in the Blue Jackets' season opener on Oct. 4, 2018 at Detroit before playing the rest of the 2018-19 season with Cleveland (AHL)
- Recorded 2-10-12 in 67 games with the Monsters in 2018-19, setting career highs in assists, points and games played
- Made his Calder Cup Playoffs debut in 2019, tallying 0-3-3 in eight outings
- Began the 2017-18 campaign with Columbus and posted 0-2-2 in 14 contests
- Added 2-3-5 in 33 games with Cleveland (AHL) during the 2017-18 season
- Posted 2-2-4 in 40 games with Linkoping of the Swedish Hockey League in 2016-17 before making his North American pro debut at the end of the campaign
- Played in three games with Cleveland (AHL) before making his NHL debut on Apr. 8, 2017 at Philadelphia

- Collected his first NHL point (assist) on Apr. 9, 2017 at Toronto
- Skated in all five of the club's Stanley Cup Playoffs games vs. Pittsburgh in 2017
- Tallied 1-8-9 in 45 contests as the youngest full-time player on Linkoping (SHL) in 2015-16
- Added 2-6-8 in 11 contests with Linkoping Jr. (SuperElit) during the 2015-16 season
- Notched 0-3-3 in seven games with Sweden at the 2016 IIHF World Junior Championships
- Made his SHL debut in 2014-15, recording 0-2-2 in seven games with Linkoping and added 0-1-1 in 10 playoff contests
- Also posted 0-7-7 with 14 penalty minutes and +21 in 39 games with Linkoping Jr. and 2-3-5 in seven games with Linkoping U18 (Sweden U18) in 2014-15
- Skated for Sweden at the Under-18 Five Nations tournament in 2015
- Posted 4-15-19 with 14 penalty minutes and +35 in 40 games with Linkoping U18 (Sweden U19) in 2013-14
- Represented Sweden at the Ivan Hlinka Memorial and World Under-17 Hockey Challenge
- **DRAFTED:** Columbus' second first-round pick, 29th overall, at the 2015 NHL Draft.



Date	Opp.	G	A	Pts	+/-	PIM	Hits	Bks	PPG	PPA	SHG	SHA	GWG	OTG	Shifts	TOI	SOG	S%	FW	FL	FO%
Dec. 19	vs LAK	0	0	0	0	2	3	0	0	0	0	0	0	0	17	9:44	0	-	0	0	-
Dec. 21	vs NJD	0	0	0	1	0	1	0	0	0	0	0	0	0	15	13:15	1	0.0	0	0	-
Dec. 27	@ WSH	0	0	0	-1	0	0	0	0	0	0	0	0	0	16	8:16	0	-	0	0	-
Dec. 29	vs CHI	0	0	0	0	0	0	0	0	0	0	0	0	0	18	11:26	1	0.0	0	0	-
Dec. 31	vs FLA	0	0	0	-1	0	0	0	0	0	0	0	0	0	14	12:02	0	-	0	0	-
Jan. 4	vs SJS	0	0	0	0	0	1	0	0	0	0	0	0	0	20	10:33	1	0.0	0	0	-
<b>TOTALS</b>		<b>0</b>	<b>0</b>	<b>0</b>	<b>-1</b>	<b>2</b>	<b>5</b>	<b>0</b>	<b>0</b>	<b>0</b>	<b>0</b>	<b>0</b>	<b>0</b>	<b>0</b>	<b>100</b>	<b>10:53</b>	<b>3</b>	<b>0.00</b>	<b>0</b>	<b>0</b>	<b>0</b>

## CAREER STATISTICS

Year	Team	League
2014-15	Linkoping	SHL
	Linkoping Jr.	SuperElit
2015-16	Linkoping	SHL
	Linkoping Jr.	SuperElit
2016-17	Linkoping	SHL
	Cleveland	AHL
	Columbus	NHL
2017-18	Columbus	NHL
	Cleveland	AHL
2018-19	Columbus	NHL
	Cleveland	AHL
2019-20	Columbus	NHL
	Cleveland	AHL
<b>NHL Totals</b>		
<b>AHL Totals</b>		
<b>SHL Totals</b>		
<b>SuperElit</b>		

## REGULAR SEASON

GP	TOI	G	A	PTS	+/-	PIM	PP	SH	GW	S	S%	
7	n/a	0	2	2	3	0	0	0	0	8	0.0	
39	n/a	0	7	7	21	14	0	0	0	47	0.0	
45	11:59	1	8	9	4	2	0	0	0	39	2.6	
11	n/a	2	6	8	6	8	0	0	0	27	7.4	
40	n/a	2	2	4	8	6	0	0	1	36	5.6	
3	n/a	0	1	1	2	2	0	0	0	4	0.0	
2	17:07	0	1	1	-2	0	0	0	0	3	0.0	
14	11:20	0	2	2	0	4	0	0	0	18	0.0	
33	n/a	2	3	5	-3	14	0	0	0	30	6.7	
1	9:21	0	0	0	-1	2	0	0	0	1	0.0	
67	n/a	2	10	12	1	14	0	0	0	68	2.9	
6	10:53	0	0	0	-1	2	0	0	0	3	0.0	
41	n/a	2	10	12	13	14	1	0	0	30	6.7	
<b>TOTALS</b>		<b>23</b>	<b>11:38</b>	<b>0</b>	<b>3</b>	<b>3</b>	<b>-4</b>	<b>8</b>	<b>0</b>	<b>0</b>	<b>25</b>	<b>0.0</b>
<b>AHL Totals</b>		<b>6</b>	<b>24</b>	<b>30</b>	<b>13</b>	<b>44</b>	<b>1</b>	<b>0</b>	<b>0</b>	<b>132</b>	<b>4.5</b>	
<b>SHL Totals</b>		<b>3</b>	<b>12</b>	<b>15</b>	<b>15</b>	<b>8</b>	<b>0</b>	<b>0</b>	<b>1</b>	<b>75</b>	<b>3.6</b>	
<b>SuperElit</b>		<b>50</b>	<b>...</b>	<b>2</b>	<b>13</b>	<b>15</b>	<b>27</b>	<b>22</b>	<b>0</b>	<b>0</b>	<b>74</b>	<b>2.7</b>

## PLAYOFFS

GP	G	A	PTS	PIM
10	0	1	1	2
3	0	2	2	4
6	0	0	0	0
1	0	0	0	0
6	0	0	0	0
5	0	0	0	0
...	...	...	...	...
8	0	3	3	2
<b>TOTALS</b>				
<b>5</b>	<b>0</b>	<b>0</b>	<b>0</b>	<b>0</b>
<b>8</b>	<b>0</b>	<b>3</b>	<b>3</b>	<b>2</b>
<b>22</b>	<b>0</b>	<b>1</b>	<b>1</b>	<b>2</b>
<b>4</b>	<b>0</b>	<b>2</b>	<b>2</b>	<b>2</b>



# LIAM FOU DY

# 19

**Position:** CENTER    **Shot:** LEFT    **Ht:** 6'2"    **Wt:** 182    **Born:** FEB. 4, 2000  
**Birthplace:** SCARBOROUGH, ONTARIO    **Resides:** SCARBOROUGH, ONTARIO

## 2019-20 STATISTICS

GP	G	A	PTS	+/-	PIM	PP	SH	GW	SHOTS	SPCT.	TOI	HITS	GVA	TKA	BKSHOTS
2	0	1	1	0	0	0	0	0	3	0.0	14:13	3	0	1	0

**Games lost to injury:** 5... **Multi-point (goal) games:** 0 (0)... **Most Points:** 1 - Feb. 13 at Buffalo... **Most Goals:** 0... **Most Assists:** 1 - Feb. 13 at Buffalo... **Most PIM:** 0.. **Most Shots:** 2 - Feb. 10 vs. Tampa Bay... **TOI:** 18:03 - Feb. 13 at Buffalo.

## 2019-20 SEASON

- Made his NHL debut on Feb. 10 vs. Tampa Bay and skated in two games with the Blue Jackets
- Collected his first career NHL point with an assist on Feb. 13 at Buffalo
- Registered 28-40-68, 24 penalty minutes and was +41 in 45 contests while serving as co-captain for the London Knights in the Ontario Hockey League
- Named the club's most valuable player
- Ranked 10th in the OHL in plus/minus rating and ranked third on the Knights in goals, assists and points
- Ended the campaign with points in 18 consecutive contests from Jan. 26-Mar. 8 (13-21-34), including a 15-game assist streak from Feb. 4-Mar. 8 (10-19-29)
- Began the season with a nine-game point streak with 7-6-13 from Oct. 18-Nov. 9
- Helped Canada win a gold medal and was named a top three player for his team after posting 3-1-4 in seven games at the 2020 IIHF World Junior Championships
- Posted a 13-game point streak from Jan. 8-Feb. 2, 2019 (13-9-22), including a 10-game goal streak from Jan. 11-30 (12-7-19)
- Added 6-6-12 in 11 OHL playoff outings
- Made his pro debut at the end of the 2018-19 campaign, posting 2-0-2 in eight playoff games with the American Hockey League's Cleveland Monsters
- Made his AHL debut on Apr. 19, 2019 at Syracuse and notched two goals, including the series clincher, on Apr. 25 vs. Syracuse
- Registered 25-16-40 and 26 penalty minutes in 65 games with London
- Ranked third on the team in goals and game-winning goals (four, tied) and was fourth in points
- Campaign was highlighted by a 13-game span which he tallied 14 goals from Feb. 9-Mar. 7 (14-8-22)
- Collected 2-2-4 in five games for Canada at the 2018 IIHF U18 World Championships
- Tallied 9-6-15, 19 penalty minutes and was +1 in 58 games in his first OHL campaign with London
- Collected 0-3-3 in six contests in his first OHL campaign with London

## CAREER HIGHLIGHTS

- Set career highs in goals and points with 36-32-68 and was +39 in 62 contests with London (OHL) in 2018-19
- Finished second-T in the league in shorthanded goals (six) in 2018-19
- Ranked third on the team in goals and points
- **DRAFTED:** Columbus' first-round pick, 18th overall, at the 2018 NHL Draft.



Date	Opp.	G	A	Pts	+/-	PIM	Hits	Bks	PPG	PPA	SHG	SHA	GWG	OTG	Shifts	TOI	SOG	S%	FW	FL	FO%
Feb. 10	vs. TBL	0	0	0	0	0	1	0	0	0	0	0	0	0	13	10:23	2	0.0	0	0	-
Feb. 13	at BUF	0	1	1	1	0	2	0	0	0	0	0	0	0	20	18:03	1	0.0	0	0	-
<b>TOTALS</b>		<b>0</b>	<b>1</b>	<b>1</b>	<b>1</b>	<b>0</b>	<b>3</b>	<b>0</b>	<b>0</b>	<b>0</b>	<b>0</b>	<b>0</b>	<b>0</b>	<b>0</b>	<b>33</b>	<b>14:13</b>	<b>3</b>	<b>0.0</b>	<b>0</b>	<b>0</b>	<b>0</b>

## CAREER STATISTICS

Year	Team	League	GP	G	A	PTS	+/-	PIM	PP	SH	GW	S	S%	FW	FL	FO%
2016-17	London	OHL	58	n/a	9	6	15	1	19	0	4	50	18.0	13	0	0
2017-18	London	OHL	65	n/a	24	16	40	-2	22	1	5	4	136	17.6	4	1
2018-19	London	OHL	62	n/a	36	32	68	39	32	3	6	5	193	18.7	11	6
	Cleveland	AHL	...	...	...	...	...	...	...	...	...	...	...	...	8	2
2019-20	Columbus	NHL	2	14:13	0	1	1	1	0	0	0	3	0.0	...	...	...
	London	OHL	45	n/a	28	40	68	41	24	5	1	4	172	16.3	...	...
<b>CBJ/NHL Totals</b>		<b>NHL</b>	<b>2</b>	<b>14:13</b>	<b>0</b>	<b>1</b>	<b>1</b>	<b>1</b>	<b>0</b>	<b>0</b>	<b>0</b>	<b>3</b>	<b>0.0</b>	...	...	...
<b>AHL Totals</b>			...	...	...	...	...	...	...	...	...	...	...	...	<b>8</b>	<b>2</b>
<b>OHL Totals</b>			<b>230</b>	...	<b>97</b>	<b>94</b>	<b>191</b>	<b>79</b>	<b>97</b>	<b>9</b>	<b>12</b>	<b>17</b>	<b>551</b>	<b>17.6</b>	<b>28</b>	<b>7</b>

## REGULAR SEASON

GP	TOI	G	A	PTS	+/-	PIM	PP	SH	GW	S	S%
58	n/a	9	6	15	1	19	0	0	4	50	18.0
65	n/a	24	16	40	-2	22	1	5	4	136	17.6
62	n/a	36	32	68	39	32	3	6	5	193	18.7
...	...	...	...	...	...	...	...	...	...	...	...
2	14:13	0	1	1	1	0	0	0	0	3	0.0
45	n/a	28	40	68	41	24	5	1	4	172	16.3
<b>2</b>	<b>14:13</b>	<b>0</b>	<b>1</b>	<b>1</b>	<b>1</b>	<b>0</b>	<b>0</b>	<b>0</b>	<b>0</b>	<b>3</b>	<b>0.0</b>
...	...	...	...	...	...	...	...	...	...	...	...
<b>230</b>	...	<b>97</b>	<b>94</b>	<b>191</b>	<b>79</b>	<b>97</b>	<b>9</b>	<b>12</b>	<b>17</b>	<b>551</b>	<b>17.6</b>

## PLAYOFFS

GP	G	A	PTS	PIM
13	0	0	0	0
4	1	1	2	0
11	6	6	12	12
8	2	0	2	2
...	...	...	...	...
<b>8</b>	<b>2</b>	<b>0</b>	<b>2</b>	<b>2</b>
<b>28</b>	<b>7</b>	<b>7</b>	<b>14</b>	<b>12</b>



# MATISS KIVLENIEKS



Position: **GOALTENDER** Catches: **LEFT** Ht.: **6'2"** Wt.: **178** Born: **AUG. 26, 1996**  
 Birthplace: **RIGA, LATVIA** Resides: **RIGA, LATVIA**

## 2019-20 STATISTICS

GP	W	L	OT	SA	GA	GAA	SV	SV%	SO	G	A	PIM	MIN
6	1	1	2	137	14	2.95	123	.898	0	0	0	0	285

Games lost to injury: 0... Most Saves: 35 (40 Shots) - Feb. 25 at Minnesota... Most Shots Faced: 40 - Feb. 25 at Minnesota.

## 2019-20 SEASON

- Went 1-1-2 with a 2.95 GAA and .898 SV% in six games with the Blue Jackets
- Helped CBJ collect a point in each of his first three NHL starts from Jan. 19-Feb. 13 (1-0-2)
- Became the second player in franchise history to win his NHL debut after stopping 31-of-32 shots in a 2-1 victory on Jan. 19 at the NY Rangers, joining Steve Mason (Nov. 5, 2008 vs. Edmonton)
- Had a 2.96 GAA, .904 SV% and 9-8-3 record in 20 games with Cleveland (AHL)

## CAREER HIGHLIGHTS

- Went 4-4-1 with a 3.71 GAA, .873 SV% and one shutout in 14 games in his second season with Cleveland (AHL) in 2018-19
- Won his first two starts of the 2018-19 campaign, including a 31-save shutout in a 4-0 win on Oct. 20 at Binghamton in his season debut
- Also played in eight contests for the Kalamazoo Wings (ECHL), posting a 5-3-0 record, 2.71 GAA and .923 SV% in 2018-19
- Went 14-21-4 with a 3.21 GAA, .891 SV% and one shutout in 43 games in his first pro season with Cleveland (AHL) in 2017-18
- Finished third among AHL rookies in minutes and eighth-T in wins in 2017-18
- Collected his first pro win by stopping 20-of-21 shots in a 2-1 OT victory on Nov. 3, 2017 at Tucson
- Turned aside 31-of-34 shots in a 4-1 loss in his AHL debut on Oct. 15, 2017 at Manitoba
- Went 36-7-6 with a 1.85 GAA, .932 SV% and five shutouts in 49 games in 2016-17 to help Sioux City capture the Anderson Cup as the USHL's regular season champions

- Was named the USHL's 2016-17 Player of the Year and Goaltender of the Year and to the First All-Star Team after leading the league in wins, GAA, SV%, shutouts (tied) and finishing second in minutes played (2,991)
- His GAA was the second-lowest mark for a season in USHL Tier 1 history (Green Bay's Adam Huska - 1.82, 2015-16) and his SV% was the second-highest mark (Lincoln's David Reekie - .935, 2007-08) in 2016-17
- Led the club to the 2017 Clark Cup Final, going 8-5 with a 2.08 GAA, .925 SV% and two shutouts in 13 games, leading the USHL in minutes (807) and ranking second in SO and third in GAA and SV%
- Spent the 2015-16 campaign with the Coulee Region Chill of the North American Hockey League, posting a 16-10-1 record with a 2.41 GAA, .925 SV% and two shutouts in 29 games
- Finished fifth in the league in SV% in 2015-16
- Was named the best goaltender at the 2016 IIHF Division I Group A World Junior Championships after leading Latvia to a gold medal with a tournament-best 1.71 GAA and .941 SV%
- Went 21-12-0 with a 2.23 GAA, .930 SV% and four shutouts in 33 games with Forest Lake of the Minnesota Junior Hockey League in 2014-15
- Made NAHL debut with the Coulee Region during the 2014-15 campaign
- Was named the best goaltender at the 2015 IIHF Division I Group A World Junior Championships after leading Latvia to a bronze medal with a 1.75 GAA and .928 SV%
- DRAFTED:** Undrafted
- ACQUIRED:** Signed a three-year, entry-level contract with Columbus on May 25, 2017.



Date	Opp.	GS	TOI	W	L	OTL	GA	GAA	SA	SV	SV%	SO	G	A	PIM
Jan. 19	@ NYR	1	60:00	1	0	0	1	1.00	32	31	.969	0	0	0	0
Feb. 1	@ BUF	1	60:36	0	0	1	2	1.98	24	22	.917	0	0	0	0
Feb. 13	@ BUF	1	61:59	0	0	1	4	3.87	27	23	.852	0	0	0	0
Feb. 18	@ PHI	0	16:20	0	0	0	1	3.67	3	2	.667	0	0	0	0
Feb. 25	@ MIN	1	58:25	0	1	0	5	5.14	40	35	.875	0	0	0	0
Feb. 28	vs MIN	0	27:30	0	0	0	1	2.18	11	10	.909	0	0	0	0
<b>TOTALS</b>		<b>4</b>	<b>285</b>	<b>1</b>	<b>1</b>	<b>2</b>	<b>14</b>	<b>2.95</b>	<b>137</b>	<b>123</b>	<b>.898</b>	<b>0</b>	<b>0</b>	<b>0</b>	<b>0</b>

## CAREER STATISTICS

YEAR	TEAM	LEAGUE	GP	W	L	OT	SO	GA	SA	SV%	GAA	MIN
2013-14	Edina	MnJHL	40	11	27	1	2	n/a	n/a	.908	3.95	2,218
2014-15	Coulee Region	NAHL	1	0	1	0	0	n/a	n/a	.902	4.05	59
2015-16	Coulee Region	NAHL	29	16	10	1	2	n/a	n/a	.925	2.41	1,618
2016-17	Sioux City	USHL	49	36	7	6	5	92	1,362	.932	1.85	2,991
2017-18	Cleveland	AHL	43	14	21	4	1	123	1,128	.891	3.21	2,296
2018-19	Cleveland	AHL	14	4	4	1	1	44	347	.873	3.71	711
2018-19	Kalamazoo	ECHL	8	5	3	0	0	19	246	.923	2.71	420
2019-20	Columbus	NHL	6	1	1	2	0	14	137	.898	2.95	285
	Cleveland	AHL	20	9	8	3	1	59	617	.904	2.96	1,194
	<b>CBJ/NHL Totals</b>		<b>6</b>	<b>1</b>	<b>1</b>	<b>2</b>	<b>0</b>	<b>14</b>	<b>137</b>	<b>.898</b>	<b>2.95</b>	<b>285</b>
	<b>AHL Totals</b>		<b>77</b>	<b>27</b>	<b>33</b>	<b>8</b>	<b>3</b>	<b>226</b>	<b>2,092</b>	<b>.892</b>	<b>3.23</b>	<b>4,201</b>
	<b>ECHL Totals</b>		<b>8</b>	<b>5</b>	<b>3</b>	<b>0</b>	<b>0</b>	<b>19</b>	<b>246</b>	<b>.923</b>	<b>2.71</b>	<b>420</b>
	<b>USHL Totals</b>		<b>49</b>	<b>36</b>	<b>7</b>	<b>6</b>	<b>5</b>	<b>92</b>	<b>1,362</b>	<b>.932</b>	<b>1.85</b>	<b>2,991</b>
	<b>NAHL Totals</b>		<b>30</b>	<b>16</b>	<b>11</b>	<b>1</b>	<b>2</b>	<b>...</b>	<b>...</b>	<b>.924</b>	<b>2.47</b>	<b>1,677</b>

## REGULAR SEASON

GP	W	L	OT	SO	GA	SA	SV%	GAA	MIN
40	11	27	1	2	n/a	n/a	.908	3.95	2,218
1	0	1	0	0	n/a	n/a	.902	4.05	59
29	16	10	1	2	n/a	n/a	.925	2.41	1,618
49	36	7	6	5	92	1,362	.932	1.85	2,991
43	14	21	4	1	123	1,128	.891	3.21	2,296
14	4	4	1	1	44	347	.873	3.71	711
8	5	3	0	0	19	246	.923	2.71	420
6	1	1	2	0	14	137	.898	2.95	285
20	9	8	3	1	59	617	.904	2.96	1,194
<b>6</b>	<b>1</b>	<b>1</b>	<b>2</b>	<b>0</b>	<b>14</b>	<b>137</b>	<b>.898</b>	<b>2.95</b>	<b>285</b>
<b>77</b>	<b>27</b>	<b>33</b>	<b>8</b>	<b>3</b>	<b>226</b>	<b>2,092</b>	<b>.892</b>	<b>3.23</b>	<b>4,201</b>
<b>8</b>	<b>5</b>	<b>3</b>	<b>0</b>	<b>0</b>	<b>19</b>	<b>246</b>	<b>.923</b>	<b>2.71</b>	<b>420</b>
<b>49</b>	<b>36</b>	<b>7</b>	<b>6</b>	<b>5</b>	<b>92</b>	<b>1,362</b>	<b>.932</b>	<b>1.85</b>	<b>2,991</b>
<b>30</b>	<b>16</b>	<b>11</b>	<b>1</b>	<b>2</b>	<b>...</b>	<b>...</b>	<b>.924</b>	<b>2.47</b>	<b>1,677</b>

## PLAYOFFS

GP	W-L	SO	GA	SV%	GAA	MIN
2	0-2	0	n/a	.911	4.50	120
...	...	...	...	...	...	...
4	1-3	0	n/a	.893	3.42	210
13	8-5	2	28	.925	2.08	807
...	...	...	...	...	...	...
...	...	...	...	...	...	...
...	...	...	...	...	...	...
<b>13</b>	<b>8-5</b>	<b>2</b>	<b>28</b>	<b>.925</b>	<b>2.08</b>	<b>807</b>
<b>4</b>	<b>1-3</b>	<b>0</b>	<b>...</b>	<b>.893</b>	<b>3.42</b>	<b>210</b>



# RYAN MACINNIS

# 49

**Position:** CENTER    **Shot:** LEFT    **Ht:** 6'4"    **Wt:** 200    **Born:** FEB. 14, 1996  
**Birthplace:** ST. LOUIS, MISSOURI    **Resides:** ST. LOUIS, MISSOURI

## 2019-20 STATISTICS

GP	G	A	PTS	+/-	PIM	PP	SH	GW	SHOTS	SPCT.	TOI	HITS	GVA	TKA	BKSHOTS
10	0	1	1	1	0	0	0	0	13	0.0	9:21	8	2	3	3

**Games lost to injury:** 0... **Multi-point (goal) games:** 0 (0)... **Most Points:** 1 - Dec. 27 at Washington... **Most Goals:** 0... **Most Assists:** 1 - Dec. 27 at Washington... **Most PIM:** 0... **Most Shots:** 4 - Dec. 21 vs. New Jersey... **TOI:** 12:11 - Dec. 31 vs. Florida.

## 2019-20 SEASON

- Played in 10 games with the Blue Jackets, making his NHL debut on Dec. 21 vs. New Jersey
- Collected his first career NHL point with an assist on Dec. 27 at Washington
- Added 7-23-30 and was +6 in 45 games with Cleveland (AHL), finishing second on the club in assists, points and plus/minus rating
- Tallied seven multi-point efforts, including two three-point contests

- Led Kitchener in goals and points (tied) and ranked second-T in assists
- Had 9-3-12 over six games from Feb. 15-26, 2016
- Registered a 21-game point streak from Nov. 11, 2015-Jan. 24, 2016 (13-23-36)
- Recorded 25-37-62 in 67 games with Kitchener in 2014-15, leading the club in goals (tied), assists and points
- Scored a goal and added three assists on Nov. 11, 2014 against Peterborough
- Totaled 16-21-37 and 10 multi-point outings in 66 appearances with Kitchener in 2013-14
- Finished third-T on the team in points and fifth in assists in the 2013-14 campaign
- Recorded an assist in his OHL debut on Sept. 20, 2013 and scored his first OHL goal in his second OHL game on Sept. 27
- Registered 8-6-14 in 41 games with the USNTDP (USHL) in 2012-13

## CAREER HIGHLIGHTS

- Posted 4-20-24 in 71 games with Cleveland (AHL), setting career highs in games played, assists and points in 2018-19
- Notched 1-2-3 in eight Calder Cup Playoffs contests in 2019 postseason
- Registered 6-8-14 and 22 penalty minutes in 59 games with the AHL's Tucson Roadrunners in 2017-18
- Totaled 8-9-17 and 50 penalty minutes in 68 contests with Tucson (AHL) in 2016-17
- Scored his first AHL goal with the Roadrunners on Oct. 28, 2016 against Stockton
- Played in two games with the Springfield Falcons at the end of the 2015-16 campaign, making his AHL debut on Apr. 16
- Notched 38-43-81 and a +15 plus/minus rating in 59 contests with Kitchener (OHL) in 2015-16

- **DRAFTED:** Arizona's second round pick, 43rd overall, at the 2014 NHL Draft
- **ACQUIRED:** By Columbus from Arizona in exchange for D Jacob Graves and a conditional sixth round pick in the 2019 NHL Draft on July 18, 2018



Date	Opp.	G	A	Pts	+/-	PIM	Hits	Bks	PPG	PPA	SHG	SHA	GWG	OTG	Shifts	TOI	SOG	S%	FW	FL	FO%
Dec. 21	vs NJD	0	0	0	0	0	0	0	0	0	0	0	0	0	12	7:46	4	0.0	2	0	100.0
Dec. 23	@ NYI	0	0	0	0	0	2	1	0	0	0	0	0	0	14	11:49	1	0.0	1	0	100.0
Dec. 27	@ WSH	0	1	1	1	0	2	0	0	0	0	0	0	0	14	9:47	1	0.0	0	1	0.0
Dec. 29	vs CHI	0	0	0	1	0	0	0	0	0	0	0	0	0	12	7:11	2	0.0	0	1	0.0
Dec. 31	vs FLA	0	0	0	-1	0	1	0	0	0	0	0	0	0	12	12:11	1	0.0	1	0	100.0
Jan. 2	@ BOS	0	0	0	0	0	2	0	0	0	0	0	0	0	12	9:43	2	0.0	0	1	0.0
Jan. 4	vs SJS	0	0	0	0	0	0	1	0	0	0	0	0	0	13	9:50	0	-	0	0	-
Feb. 4	vs FLA	0	0	0	0	0	0	1	0	0	0	0	0	0	11	9:26	0	-	2	5	28.6
Feb. 7	vs DET	0	0	0	0	0	0	0	0	0	0	0	0	0	10	6:32	1	0.0	1	3	25.0
Mar. 1	vs VAN	0	0	0	0	0	1	0	0	0	0	0	0	0	15	9:16	1	0.0	3	6	33.3
<b>TOTAL</b>		<b>0</b>	<b>1</b>	<b>1</b>	<b>1</b>	<b>0</b>	<b>8</b>	<b>3</b>	<b>0</b>	<b>0</b>	<b>0</b>	<b>0</b>	<b>0</b>	<b>0</b>	<b>125</b>	<b>9:21</b>	<b>13</b>	<b>0.0</b>	<b>10</b>	<b>17</b>	<b>37.0</b>

## CAREER STATISTICS

YEAR	TEAM	LEAGUE	GP	TOI	G	A	PTS	+/-	PIM	PP	SH	GW	S	S%	GP	G	A	PTS	PIM
2012-13	USNTDP	USHL	41	n/a	8	6	14	-13	6	n/a	n/a	n/a	n/a	n/a	...	...	...	...	...
2013-14	Kitchener	OHL	66	n/a	16	21	37	-28	18	6	0	1	n/a	n/a	...	...	...	...	...
2014-15	Kitchener	OHL	67	n/a	25	37	62	-8	28	8	3	1	n/a	n/a	6	3	5	8	6
2015-16	Kitchener	OHL	59	n/a	38	43	81	15	49	16	0	9	n/a	n/a	9	5	8	13	8
	Springfield	AHL	2	n/a	0	0	0	-1	0	0	0	0	0	0.0	...	...	...	...	...
2016-17	Tucson	AHL	68	n/a	8	9	17	-21	50	1	0	1	76	10.5	...	...	...	...	...
2017-18	Tucson	AHL	59	n/a	6	8	14	3	22	1	0	1	88	6.8	9	2	1	3	2
2018-19	Cleveland	AHL	71	n/a	4	20	24	2	39	0	0	0	115	3.5	8	1	2	3	2
2019-20	Columbus	NHL	10	9:21	0	1	1	1	0	0	0	0	13	0.0	...	...	...	...	...
	Cleveland	AHL	45	n/a	7	23	30	6	22	3	1	1	76	9.2	...	...	...	...	...

**CBJ/NHL Totals**  
**AHL Totals**  
**OHL Totals**  
**USHL Totals**

## REGULAR SEASON

GP	TOI	G	A	PTS	+/-	PIM	PP	SH	GW	S	S%	GP	G	A	PTS	PIM
<b>10</b>	<b>9:21</b>	<b>0</b>	<b>1</b>	<b>1</b>	<b>1</b>	<b>0</b>	<b>0</b>	<b>0</b>	<b>0</b>	<b>13</b>	<b>0.0</b>	...	...	...	...	...
<b>245</b>	...	<b>25</b>	<b>60</b>	<b>85</b>	<b>-11</b>	<b>133</b>	<b>5</b>	<b>1</b>	<b>3</b>	<b>355</b>	<b>7.0</b>	...	...	...	...	...
<b>192</b>	...	<b>79</b>	<b>101</b>	<b>180</b>	<b>-21</b>	<b>95</b>	<b>30</b>	<b>3</b>	<b>11</b>	...	...	...	...	...	...	...
<b>41</b>	...	<b>8</b>	<b>6</b>	<b>14</b>	<b>-13</b>	<b>6</b>	...	...	...	...	...	...	...	...	...	...

## PLAYOFFS

GP	G	A	PTS	PIM
...	...	...	...	...
...	...	...	...	...
<b>15</b>	<b>3</b>	<b>13</b>	<b>21</b>	<b>14</b>







# ADAM CLENDENING

# 6

**Position:** DEFENSE    **Shot:** RIGHT    **Ht.:** 6'0"    **Wt.:** 189    **Born:** OCT. 26, 1992  
**Birthplace:** NIAGARA FALLS, NEW YORK    **Resides:** NIAGARA FALLS, NEW YORK

- Ranked fourth among AHL defensemen in assists and fifth in points in 2019-20 with 7-34-41 and 75 penalty minutes in 55 outings with Cleveland
- Led the Monsters in assists and points and ranked third in penalty minutes

- DRAFTED:** Chicago's second round pick, 36th overall, at the 2011 NHL Draft.
- ACQUIRED:** Signed a one-year, two-way NHL/AHL contract with Columbus on July 1, 2018

## CAREER STATISTICS

YEAR	TEAM	LEAGUE
2014-15	Chicago	NHL
	Vancouver	NHL
2015-16	Pittsburgh	NHL
	Edmonton	NHL
2016-17	NY Rangers	NHL
2017-18	Arizona	NHL
2018-19	Columbus	NHL
2019-20	Cleveland	AHL
<b>CBJ Totals</b>		
<b>NHL Totals</b>		
<b>AHL Totals</b>		

## REGULAR SEASON

GP	TOI	G	A	PTS	+/-	PIM	PP	SH	GW	S	S%
4	13:10	1	1	2	1	2	1	0	0	2	50.0
17	17:27	0	2	2	1	8	0	0	0	15	0.0
9	13:08	0	1	1	3	10	0	0	0	11	0.0
20	15:33	1	5	6	3	10	0	0	0	32	3.1
31	15:49	2	9	11	3	17	1	0	0	38	5.3
5	15:56	0	2	2	-1	2	0	0	0	4	0.0
4	10:39	0	0	0	1	0	0	0	0	3	0.0
55	n/a	7	34	41	-4	75	2	0	0	147	4.8
<b>4</b>	<b>10:39</b>	<b>0</b>	<b>0</b>	<b>0</b>	<b>1</b>	<b>0</b>	<b>0</b>	<b>0</b>	<b>0</b>	<b>3</b>	<b>0.0</b>
<b>90</b>	<b>15:27</b>	<b>4</b>	<b>20</b>	<b>24</b>	<b>11</b>	<b>49</b>	<b>2</b>	<b>0</b>	<b>0</b>	<b>105</b>	<b>3.8</b>
<b>361</b>	<b>...</b>	<b>39</b>	<b>200</b>	<b>239</b>	<b>45</b>	<b>440</b>	<b>14</b>	<b>1</b>	<b>3</b>	<b>859</b>	<b>4.5</b>

## PLAYOFFS

GP	G	A	PTS	PIM
...	...	...	...	...
...	...	...	...	...
...	...	...	...	...
...	...	...	...	...
7	0	1	1	2
...	...	...	...	...
<b>7</b>	<b>0</b>	<b>1</b>	<b>1</b>	<b>2</b>
<b>7</b>	<b>0</b>	<b>1</b>	<b>1</b>	<b>2</b>
<b>36</b>	<b>4</b>	<b>18</b>	<b>22</b>	<b>34</b>



# KOLE SHERWOOD

# 88

**Position:** RIGHT WING    **Shot:** RIGHT    **Ht.:** 6'1"    **Wt.:** 212    **Born:** JAN. 22, 1997  
**Birthplace:** NEW ALBANY, OHIO    **Resides:** COLUMBUS, OHIO

- Played in three games with the Blue Jackets from Nov. 2-9, 2019
- Ranked fourth-T on Cleveland (AHL) in goals and shots and fifth in penalty minutes with 10-3-13, 54 penalty minutes and 91 shots in 43 contests in 2019-20

- DRAFTED:** Undrafted
- ACQUIRED:** Signed a three-year, entry level contract with the Blue Jackets on July 7, 2015

## CAREER STATISTICS

YEAR	TEAM	LEAGUE
2018-19	Columbus	NHL
2019-20	Columbus	NHL
	Cleveland	AHL
<b>CBJ/NHL Totals</b>		
<b>AHL Totals</b>		
<b>OHL Totals</b>		

## REGULAR SEASON

GP	TOI	G	A	PTS	+/-	PIM	PP	SH	GW	S	S%
2	9:14	0	0	0	0	0	0	0	0	2	0.0
3	6:38	0	0	0	0	2	0	0	0	6	0.0
43	n/a	10	3	13	-15	54	2	0	0	91	11.0
<b>5</b>	<b>9:14</b>	<b>0</b>	<b>0</b>	<b>0</b>	<b>0</b>	<b>0</b>	<b>0</b>	<b>0</b>	<b>0</b>	<b>8</b>	<b>0.0</b>
<b>101</b>	<b>...</b>	<b>16</b>	<b>9</b>	<b>25</b>	<b>1</b>	<b>73</b>	<b>3</b>	<b>0</b>	<b>1</b>	<b>141</b>	<b>11.3</b>
<b>180</b>	<b>...</b>	<b>75</b>	<b>104</b>	<b>179</b>	<b>33</b>	<b>169</b>	<b>13</b>	<b>0</b>	<b>13</b>	<b>651</b>	<b>11.5</b>

## PLAYOFFS

GP	G	A	PTS	PIM
...	...	...	...	...
...	...	...	...	...
...	...	...	...	...
...	...	...	...	...
6	0	1	1	13
...	...	...	...	...
<b>6</b>	<b>0</b>	<b>1</b>	<b>1</b>	<b>13</b>
<b>31</b>	<b>18</b>	<b>13</b>	<b>31</b>	<b>40</b>



# VIENI VEHVILAINEN

# 31

**Position:** GOALTENDER    **Catches:** LEFT    **Ht.:** 6'0"    **Wt.:** 181    **Born:** FEB. 13, 1997  
**Birthplace:** JYVASKYLA, FINLAND    **Resides:** JYVASKYLA, FINLAND

- Made his North American pro debut in 2019-20, going 10-18-4 with a 2.76 GAA, .901 SV% and three shutouts in 33 outings with Cleveland (AHL)
- Ranked seventh-T in the league in shutouts

- Stopped 30-of-31 shots in his AHL debut in a 4-1 victory on Oct. 5 at Laval
- DRAFTED:** Columbus' sixth round pick, 173rd overall, at the 2018 NHL Draft

## CAREER STATISTICS

YEAR	TEAM	LEAGUE
2019-20	Cleveland	AHL
<b>AHL Totals</b>		
<b>Liga Totals</b>		

## REGULAR SEASON

GP	W	L	OT	SO	GA	SA	SV%	GAA	MIN
33	10	18	4	3	88	893	.901	2.76	1,915
<b>33</b>	<b>10</b>	<b>18</b>	<b>4</b>	<b>3</b>	<b>88</b>	<b>893</b>	<b>.901</b>	<b>2.76</b>	<b>1,915</b>
<b>119</b>	<b>64</b>	<b>30</b>	<b>21</b>	<b>13</b>	<b>218</b>	<b>2,955</b>	<b>.926</b>	<b>1.83</b>	<b>7,006</b>

## PLAYOFFS

GP	W-L	SO	GA	SV%	GAA	MIN
...	...	...	...	...	...	...
...	...	...	...	...	...	...
...	...	...	...	...	...	...
<b>7</b>	<b>22-12</b>	<b>7</b>	<b>60</b>	<b>.929</b>	<b>1.622</b>	<b>198</b>

# ANAHEIM DUCKS



## ANAHEIM DUCKS

Honda Center / 2695 E. Katella Ave. / Anaheim, CA 92806  
 anaheimducks.com / p: 714.940.2900 / @AnaheimDucks

### 2019-20 RESULTS (1-1-0)

DATE	RESULT	ATTN	W/L GOALTENDERS	GW GOAL
Oct. 11, 2019	ANA 2, at CBJ 1	15,368	Ryan Miller / Joonas Korpisalo	Cam Fowler
Jan. 7, 2020	CBJ 4, at ANA 3	16,153	Elvis Merzlikins / Ryan Miller	Zach Werenski

### SERIES BREAKDOWN

GOALS BY PERIOD					SHOTS BY PERIOD						
1ST	2ND	3RD	OT	TOTAL	1ST	2ND	3RD	OT	TOTAL		
Columbus	1	3	1	-	5	Columbus	18	23	13	-	54
Anaheim	1	3	1	-	5	Anaheim	23	16	24	-	63

POWER PLAY				PENALTY KILLING			
GOALS	ATTEMPTS	PCT		KILLS	ATTEMPTS	PCT	
Columbus	1	6	16.7	Columbus	3	3	100.0
Anaheim	0	3	100.0	Anaheim	5	6	83.3

### HEAD-TO-HEAD STATS

#### SKATERS

COLUMBUS													ANAHEIM												
GP	G	A	P	+/-	PIM	PP	SH	GW	EN	S	%	GP	G	A	P	+/-	PIM	PP	SH	GW	EN	S	%		
Pierre-Luc Dubois	2	1	3	4	2	0	0	0	0	3	33.3	Ondrej Kase	2	2	1	3	2	2	0	0	0	10	20.0		
Zach Werenski	2	2	0	2	-1	0	1	0	1	8	25.0	Cam Fowler	2	1	1	2	1	0	0	0	1	0	5	20.0	
Nathan Gerbe	1	1	0	1	1	0	0	0	0	1	100.0	Ryan Getzlaf	2	1	1	2	2	2	0	0	0	0	6	16.7	
Eric Robinson	1	1	0	1	1	0	0	0	0	3	33.3	Jakob Silfverberg	2	1	0	1	0	0	0	1	0	0	2	50.0	
Vladislav Gavrikov	2	0	1	1	0	0	0	0	0	1	0.0	Michael Del Zotto	2	0	1	1	0	2	0	0	0	0	2	0.0	
Seth Jones	2	0	1	1	-1	0	0	0	0	5	0.0	Jacob Larsson	2	0	1	1	1	0	0	0	0	0	4	0.0	
Riley Nash	2	0	1	1	1	0	0	0	0	0	0.0	Hampus Lindholm	2	0	1	1	0	0	0	0	0	0	1	0.0	
Gustav Nyquist	2	0	1	1	0	0	0	0	0	6	0.0	Rickard Rakell	2	0	1	1	-1	0	0	0	0	0	7	0.0	
Emil Bemstrom	2	0	0	0	-1	0	0	0	0	4	0.0	Nicolas Deslauriers	2	0	0	0	-1	0	0	0	0	0	1	0.0	
Nick Foligno	2	0	0	0	-3	0	0	0	0	1	0.0	Adam Henrique	2	0	0	0	0	0	0	0	0	0	5	0.0	
Boone Jenner	2	0	0	0	-2	0	0	0	0	6	0.0	Josh Manson	2	0	0	0	-1	0	0	0	0	0	3	0.0	
Jakob Lilja	2	0	0	0	0	0	0	0	0	1	0.0	Carter Rowney	2	0	0	0	-2	0	0	0	0	0	1	0.0	
Sonny Milano	2	0	0	0	-1	2	0	0	0	1	0.0	Devin Shore	2	0	0	0	0	2	0	0	0	0	0	0.0	
Markus Nutivaara	2	0	0	0	0	0	0	0	0	1	0.0	Max Comtois	1	0	0	0	1	0	0	0	0	0	1	0.0	
David Savard	2	0	0	0	1	0	0	0	0	1	0.0	Derek Grant	1	0	0	0	-1	0	0	0	0	0	0	0.0	
Alexander Wennberg	2	0	0	0	-1	0	0	0	0	1	0.0	Erik Gudbranson	1	0	0	0	0	0	0	0	0	0	1	0.0	
Cam Atkinson	1	0	0	0	1	2	0	0	0	4	0.0	Korbinian Holzer	1	0	0	0	1	0	0	0	0	0	1	0.0	
Oliver Bjorkstrand	1	0	0	0	-1	0	0	0	0	1	0.0	Max Jones	1	0	0	0	2	0	0	0	0	0	2	0.0	
Scott Harrington	1	0	0	0	0	2	0	0	0	2	0.0	Isac Lundestrom	1	0	0	0	-1	0	0	0	0	0	1	0.0	
Ryan Murray	1	0	0	0	0	0	0	0	0	0	0.0	Nick Ritchie	1	0	0	0	-1	2	0	0	0	0	1	0.0	
Kevin Stenlund	1	0	0	0	0	0	0	0	0	1	0.0	Daniel Sprong	1	0	0	0	1	0	0	0	0	0	4	0.0	
Alexandre Texier	1	0	0	0	-1	0	0	0	0	3	0.0	Sam Steel	1	0	0	0	1	0	0	0	0	0	2	0.0	
												Troy Terry	1	0	0	0	0	0	0	0	0	0	3	0.0	

#### GOALTENDING

COLUMBUS												ANAHEIM											
GP	MIN	GA	GAA	SO	W	L	OTL	SA	SV%	GP	MIN	GA	GAA	SO	W	L	OTL	SA	SV%				
Joonas Korpisalo	1	58	2	2.07	0	0	1	0	23	.913	Ryan Miller	2	119	4	2.02	0	1	1	0	53	.925		
Elvis Merzlikins	1	60	3	3.00	0	1	0	0	40	.925													

OPPONENTS

# ARIZONA COYOTES



## ARIZONA COYOTES

Gila River Arena / 9400 W. Maryland Ave. / Glendale, AZ 85305  
 arizonacoyotes.com / p: 623.772.3200 / @ArizonaCoyotes

### 2019-20 RESULTS (1-1-0)

DATE	RESULT	ATTN	W/L GOALTENDERS	GW GOAL
Nov. 7, 2019	CBJ 3, at ARI 2	12,115	Joonas Korpisalo / Darcy Kuemper	Oliver Bjorkstrand
Dec. 3, 2019	ARI 4, at CBJ 2	14,455	Darcy Kuemper / Joonas Korpisalo	Lawson Crouse

### SERIES BREAKDOWN

GOALS BY PERIOD					SHOTS BY PERIOD						
	1ST	2ND	3RD	OT	TOTAL		1ST	2ND	3RD	OT	TOTAL
Columbus	1	2	2	-	5	Columbus	18	30	20	-	68
Arizona	2	3	1	-	6	Arizona	27	16	17	-	60

POWER PLAY				PENALTY KILLING			
	GOALS	ATTEMPTS	PCT		KILLS	ATTEMPTS	PCT
Columbus	2	7	28.6	Columbus	3	4	75.0
Arizona	1	4	25.0	Arizona	5	7	71.4

### HEAD-TO-HEAD STATS

#### SKATERS

COLUMBUS													ARIZONA												
GP	G	A	P	+/-	PIM	PP	SH	GW	EN	S	%	GP	G	A	P	+/-	PIM	PP	SH	GW	EN	S	%		
Gustav Nyquist	2	1	2	3	-1	0	0	0	0	4	25.0	Carl Soderberg	2	2	2	4	3	0	0	0	0	1	2	100.0	
Oliver Bjorkstrand	2	1	1	2	0	0	0	0	1	0	10	10.0	Jakob Chychrun	2	1	0	1	2	6	0	0	0	0	5	20.0
Cam Atkinson	2	0	2	2	0	0	0	0	0	0	8	0.0	Lawson Crouse	2	1	0	1	2	0	0	0	1	0	3	33.3
Dean Kukan	2	1	0	1	-1	0	1	0	0	0	3	33.3	Christian Fischer	2	1	0	1	3	0	0	0	0	0	5	20.0
Alexandre Texier	2	1	0	1	1	2	0	0	0	0	3	33.3	Clayton Keller	2	1	0	1	0	2	1	0	0	0	6	16.7
Emil Bemstrom	1	1	0	1	0	0	1	0	0	0	3	33.3	Christian Dvorak	2	0	1	1	-1	0	0	0	0	0	2	0.0
Pierre-Luc Dubois	2	0	1	1	-2	2	0	0	0	0	1	0.0	Alex Goligoski	2	0	1	1	2	2	0	0	0	0	3	0.0
Nick Foligno	2	0	1	1	1	0	0	0	0	0	2	0.0	Michael Grabner	2	0	1	1	0	0	0	0	0	0	4	0.0
Seth Jones	2	0	1	1	-1	0	0	0	0	0	5	0.0	Vinnie Hinostroza	2	0	1	1	0	0	0	0	0	0	2	0.0
Sonny Milano	2	0	1	1	-2	0	0	0	0	0	3	0.0	Phil Kessel	2	0	1	1	-1	0	0	0	0	0	6	0.0
Ryan Murray	1	0	1	1	0	0	0	0	0	0	4	0.0	Ilya Lyubushkin	2	0	1	1	1	2	0	0	0	0	1	0.0
Josh Anderson	2	0	0	0	-1	0	0	0	0	0	5	0.0	Jason Demers	1	0	1	1	2	0	0	0	0	0	3	0.0
Vladislav Gavrikov	2	0	0	0	-1	4	0	0	0	0	0	0.0	Oliver Ekman-Larsson	2	0	0	0	-1	2	0	0	0	0	5	0.0
Scott Harrington	2	0	0	0	-3	2	0	0	0	0	0	0.0	Conor Garland	2	0	0	0	0	0	0	0	0	0	4	0.0
Boone Jenner	2	0	0	0	0	0	0	0	0	0	6	0.0	Nick Schmaltz	2	0	0	0	0	0	0	0	0	0	1	0.0
Riley Nash	2	0	0	0	-1	0	0	0	0	0	2	0.0	Derek Stepan	2	0	0	0	0	0	0	0	0	0	5	0.0
David Savard	2	0	0	0	1	0	0	0	0	0	6	0.0	Kyle Capobianco	1	0	0	0	-2	0	0	0	0	0	1	0.0
Alexander Wennberg	2	0	0	0	-1	0	0	0	0	0	3	0.0	Barrett Hayton	1	0	0	0	-1	2	0	0	0	0	1	0.0
Eric Robinson	1	0	0	0	-1	0	0	0	0	0	0	0.0	Aaron Ness	1	0	0	0	1	0	0	0	0	0	0	0.0
Zach Werenski	1	0	0	0	1	0	0	0	0	0	0	0.0	Jordan Oesterle	1	0	0	0	-1	0	0	0	0	0	1	0.0
													Brad Richardson	1	0	0	0	1	0	0	0	0	0	0	0.0

#### GOALTENDING

COLUMBUS											ARIZONA										
GP	MIN	GA	GAA	SO	W	L	OTL	SA	SV%	GP	MIN	GA	GAA	SO	W	L	OTL	SA	SV%		
Joonas Korpisalo	2	119	5	2.53	0	1	1	0	59	.915	Darcy Kuemper	2	118	5	2.54	0	1	1	0	68	.926

# BOSTON BRUINS



## BOSTON BRUINS

TD Garden / 100 Legends Way / Boston, MA 02114  
 bostonbruins.com / p: 617.624.1900 / @NHLBruins

### 2019-20 RESULTS (2-0-0)

DATE	RESULT	ATTN	W/L GOALTENDERS	GW GOAL
Jan. 2, 2020 (OT)	CBJ 2, at BOS 1	17,850	Elvis Merzlikins / Tuukka Rask	Pierre-Luc Dubois
Jan. 14, 2020	at CBJ 3, BOS 0	17,349	Elvis Merzlikins / Jaroslav Halak	Alexander Wennberg
Mar. 16, 2020	at BOS	Cancelled		

### SERIES BREAKDOWN

GOALS BY PERIOD					SHOTS BY PERIOD						
	1ST	2ND	3RD	OT	TOTAL		1ST	2ND	3RD	OT	TOTAL
Columbus	1	0	3	1	5	Columbus	18	27	14	1	60
Boston	0	1	0	0	1	Boston	15	26	19	0	60

POWER PLAY				PENALTY KILLING			
	GOALS	ATTEMPTS	PCT		KILLS	ATTEMPTS	PCT
Columbus	1	4	25.0	Columbus	5	6	83.3
Boston	1	6	16.7	Boston	3	4	75.0

### HEAD-TO-HEAD STATS

#### SKATERS

COLUMBUS														BOSTON													
GP	G	A	P	+/-	PIM	PP	SH	GW	EN	S	%	GP	G	A	P	+/-	PIM	PP	SH	GW	EN	S	%				
Alexander Wennberg	2	1	1	2	2	0	0	1	0	5	20.0	David Pastrnak	2	1	0	1	-1	0	1	0	0	7	14.3				
Nathan Gerbe	2	0	2	2	0	0	0	0	0	2	0.0	Patrice Bergeron	2	0	1	1	0	0	0	0	0	6	0.0				
Pierre-Luc Dubois	2	1	0	1	1	4	0	1	0	2	50.0	Torey Krug	2	0	1	1	0	0	0	0	0	1	0.0				
Sonny Milano	2	1	0	1	1	2	0	0	0	6	16.7	Anders Bjork	2	0	0	0	0	0	0	0	0	6	0.0				
Riley Nash	2	1	0	1	1	0	0	0	0	6	16.7	Brandon Carlo	2	0	0	0	0	0	0	0	0	1	0.0				
Kevin Stenlund	2	1	0	1	1	0	1	0	0	4	25.0	Zdeno Chara	2	0	0	0	0	2	0	0	0	3	0.0				
Nick Foligno	2	0	1	1	0	2	0	0	0	2	0.0	Charlie Coyle	2	0	0	0	-1	0	0	0	0	5	0.0				
Vladislav Gavrikov	2	0	1	1	2	2	0	0	0	2	0.0	Jake DeBrusk	2	0	0	0	-1	0	0	0	0	5	0.0				
Seth Jones	2	0	1	1	2	0	0	0	0	3	0.0	Danton Heinen	2	0	0	0	-2	0	0	0	0	6	0.0				
Emil Bemstrom	1	0	1	1	0	0	0	0	0	3	0.0	David Krejci	2	0	0	0	-3	0	0	0	0	0	0.0				
Scott Harrington	2	0	0	0	0	0	0	0	0	2	0.0	Sean Kuraly	2	0	0	0	-1	0	0	0	0	1	0.0				
Boone Jenner	2	0	0	0	0	0	0	0	0	7	0.0	Brad Marchand	2	0	0	0	0	2	0	0	0	4	0.0				
Jakob Lilja	2	0	0	0	1	0	0	0	0	1	0.0	Charlie McAvoy	2	0	0	0	-3	4	0	0	0	3	0.0				
Gustav Nyquist	2	0	0	0	1	0	0	0	0	5	0.0	John Moore	2	0	0	0	-2	0	0	0	0	3	0.0				
Eric Robinson	2	0	0	0	1	2	0	0	0	3	0.0	Joakim Nordstrom	2	0	0	0	0	2	0	0	0	3	0.0				
David Savard	2	0	0	0	2	0	0	0	0	2	0.0	Chris Wagner	2	0	0	0	-1	0	0	0	0	1	0.0				
Zach Werenski	2	0	0	0	1	0	0	0	0	3	0.0	Matt Grzelcyk	1	0	0	0	-1	0	0	0	0	0	0.0				
Dean Kukan	1	0	0	0	0	2	0	0	0	0	0.0	Steven Kampfer	1	0	0	0	-1	0	0	0	0	2	0.0				
Ryan MacInnis	1	0	0	0	0	0	0	0	0	2	0.0	Par Lindholm	1	0	0	0	0	0	0	0	0	1	0.0				
Markus Nutivaara	1	0	0	0	0	0	0	0	0	0	0.0	Brett Ritchie	1	0	0	0	-1	0	0	0	0	2	0.0				

#### GOALTENDING

COLUMBUS											BOSTON										
GP	MIN	GA	GAA	SO	W	L	OTL	SA	SV%	GP	MIN	GA	GAA	SO	W	L	OTL	SA	SV%		
Elvis Merzlikins	2	121	1	0.50	1	2	0	60	.983	Tuukka Rask	2	62	2	1.93	0	0	1	33	.939		
										Jaroslav Halak	1	59	3	3.06	0	0	1	27	.889		

OPPONENTS

# BUFFALO SABRES



## BUFFALO SABRES

KeyBank Center / One Seymour H. Knox III Plaza / Buffalo, NY 14203  
 buffalosabres.com / p: 716.855.4100 / @BuffaloSabres

### 2019-20 RESULTS (1-0-2)

DATE	RESULT	ATTN	W/L GOALTENDERS	GWG GOAL
Oct. 7, 2019	at CBJ 4, BUF 3 (OT)	14,618	Joonas Korpisalo / Linus Ullmark	Alexandre Texier
Feb. 1, 2020	at BUF 2, CBJ 1 (OT)	17,650	Carter Hutton / Matiss Kivlenieks	Jack Eichel
Feb. 13, 2020	at BUF 4, CBJ 3 (OT)	16,923	Carter Hutton / Matiss Kivlenieks	Victor Olofsson

### SERIES BREAKDOWN

GOALS BY PERIOD					SHOTS BY PERIOD						
	1ST	2ND	3RD	OT	TOTAL		1ST	2ND	3RD	OT	TOTAL
Columbus	3	1	3	1	8	Columbus	29	36	30	3	98
Buffalo	1	3	3	2	9	Buffalo	19	25	21	4	69

POWER PLAY				PENALTY KILLING			
	GOALS	ATTEMPTS	PCT		KILLS	ATTEMPTS	PCT
Columbus	2	6	33.3	Columbus	2	5	40.0
Buffalo	3	5	60.0	Buffalo	4	6	66.7

### HEAD-TO-HEAD STATS

#### SKATERS

COLUMBUS													BUFFALO												
GP	G	A	P	+/-	PIM	PP	SH	GW	EN	S	%	GP	G	A	P	+/-	PIM	PP	SH	GW	EN	S	%		
Oliver Bjorkstrand	3	2	1	3	2	0	0	0	0	9	22.2	Jack Eichel	3	2	2	4	-2	0	0	0	1	0	7	28.6	
Nick Foligno	3	1	2	3	1	2	1	0	0	6	16.7	Rasmus Dahlin	3	0	4	4	1	4	0	0	0	0	2	0.0	
Alexandre Texier	1	1	1	2	2	0	0	1	0	3	33.3	Victor Olofsson	2	3	0	3	-1	0	2	0	1	0	5	60.0	
Pierre-Luc Dubois	3	0	2	2	-1	0	0	0	0	5	0.0	Sam Reinhart	3	0	3	3	-2	0	0	0	0	0	3	0.0	
Zach Werenski	3	0	2	2	2	0	0	0	0	4	0.0	Evan Rodrigues	2	2	0	2	2	0	0	0	0	0	4	50.0	
Boone Jenner	3	1	0	1	1	2	0	0	0	9	11.1	Jeff Skinner	3	1	1	2	1	0	0	0	0	0	6	16.7	
Markus Nutivaara	3	1	0	1	3	0	0	0	0	3	33.3	Rasmus Ristolainen	3	0	2	2	2	0	0	0	0	0	7	0.0	
Cam Atkinson	2	1	0	1	0	2	1	0	0	8	12.5	Marcus Johansson	2	1	0	1	0	0	1	0	0	0	3	33.3	
Nathan Gerbe	2	1	0	1	-2	0	0	0	0	4	25.0	Colin Miller	3	0	1	1	1	0	0	0	0	0	7	0.0	
Emil Bemstrom	3	0	1	1	-1	0	0	0	0	4	0.0	Conor Sheary	3	0	1	1	-1	0	0	0	0	0	3	0.0	
Vladislav Gavrikov	3	0	1	1	-1	0	0	0	0	6	0.0	Zemgus Girgensons	3	0	0	0	1	0	0	0	0	0	3	0.0	
Riley Nash	3	0	1	1	-1	0	0	0	0	5	0.0	Henri Jokiharju	3	0	0	0	-4	2	0	0	0	0	3	0.0	
Gustav Nyquist	3	0	1	1	1	0	0	0	0	7	0.0	Johan Larsson	3	0	0	0	1	2	0	0	0	0	1	0.0	
Seth Jones	2	0	1	1	0	0	0	0	0	5	0.0	Jake McCabe	3	0	0	0	-3	4	0	0	0	0	4	0.0	
Alexander Wennberg	2	0	1	1	1	0	0	0	0	3	0.0	Jimmy Vesey	3	0	0	0	0	0	0	0	0	0	4	0.0	
Liam Foudy	1	0	1	1	1	0	0	0	0	1	0.0	Michael Frolik	2	0	0	0	-1	2	0	0	0	0	2	0.0	
David Savard	3	0	0	0	-2	2	0	0	0	2	0.0	Curtis Lazar	2	0	0	0	0	0	0	0	0	0	0	0.0	
Scott Harrington	2	0	0	0	0	0	0	0	0	2	0.0	Kyle Okposo	2	0	0	0	0	0	0	0	0	0	4	0.0	
Jakob Lilja	2	0	0	0	-1	0	0	0	0	2	0.0	Jean-Sebastien Dea	1	0	0	0	0	0	0	0	0	0	0	0.0	
Sonny Milano	2	0	0	0	-2	0	0	0	0	1	0.0	Casey Mittelstadt	1	0	0	0	0	0	0	0	0	0	0	0.0	
Eric Robinson	2	0	0	0	0	2	0	0	0	4	0.0	Brandon Montour	1	0	0	0	2	0	0	0	0	0	0	0.0	
Ryan Murray	1	0	0	0	-1	0	0	0	0	3	0.0	Lawrence Pilut	1	0	0	0	0	0	0	0	0	0	0	0.0	
Andrew Peeke	1	0	0	0	0	0	0	0	0	0	0.0	Marco Scandella	1	0	0	0	0	0	0	0	0	0	0	0.0	
Kevin Stenlund	1	0	0	0	1	0	0	0	0	2	0.0	Vladimir Sobotka	1	0	0	0	1	0	0	0	0	0	1	0.0	

#### GOALTENDING

COLUMBUS											BUFFALO										
GP	MIN	GA	GAA	SO	W	L	OTL	SA	SV%	GP	MIN	GA	GAA	SO	W	L	OTL	SA	SV%		
Joonas Korpisalo	1	62	3	2.91	0	1	0	0	18	.833	Carter Hutton	2	123	4	1.95	0	2	0	0	54	.926
Matiss Kivlenieks	2	123	6	2.94	0	0	0	2	51	.882	Linus Ullmark	1	61	4	3.96	0	0	0	1	44	.909

# CALGARY FLAMES



## CALGARY FLAMES

Scotiabank Saddledome / 555 Saddledome Rise S.E. / Calgary, AB T2G 2W1  
calgaryflames.com / p: 403.777.2177 / @NHLFlames

### 2019-20 RESULTS (0-1-1)

DATE	RESULT	ATTN	W/L GOALTENDERS	GW GOAL
Nov. 2, 2019	CGY 3, at CBJ 0	15,618	David Rittich / Joonas Korpisalo	Sean Monahan
Mar. 4, 2020	at CGY 3, CBJ 2 (OT)	18,696	Cam Talbot / Joonas Korpisalo	TJ Brodie

### SERIES BREAKDOWN

GOALS BY PERIOD	1ST	2ND	3RD	OT	TOTAL	SHOTS BY PERIOD	1ST	2ND	3RD	OT	TOTAL
Columbus	2	0	0	0	2	Columbus	18	24	20	3	65
Calgary	1	1	3	1	6	Calgary	17	23	20	6	66

POWER PLAY	GOALS	ATTEMPTS	PCT	PENALTY KILLING	KILLS	ATTEMPTS	PCT
Columbus	0	4	0.0	Columbus	3	3	100.0
Calgary	0	3	0.0	Calgary	4	4	100.0

### HEAD-TO-HEAD STATS

#### SKATERS

COLUMBUS	GP	G	A	P	+/-	PIM	PP	SH	GW	EN	S	%	CALGARY	GP	G	A	P	+/-	PIM	PP	SH	GW	EN	S	%	
Gustav Nyquist	2	1	0	1	-2	0	0	0	0	0	9	11.1	Elias Lindholm	2	1	2	3	4	0	0	0	0	0	4	25.0	
Devin Shore	1	1	0	1	1	0	0	0	0	0	1	100.0	Matthew Tkachuk	2	2	0	2	1	0	0	0	0	1	9	22.2	
Pierre-Luc Dubois	2	0	1	1	-2	0	0	0	0	0	3	0.0	Sean Monahan	2	1	1	2	3	2	0	0	1	0	5	20.0	
Nick Foligno	2	0	1	1	-1	0	0	0	0	0	3	0.0	Johnny Gaudreau	2	0	2	2	3	0	0	0	0	0	0	7	0.0
Scott Harrington	2	0	1	1	1	0	0	0	0	0	3	0.0	Sam Bennett	2	1	0	1	1	2	0	0	0	0	0	4	25.0
Andrew Peeke	1	0	1	1	1	0	0	0	0	0	1	0.0	TJ Brodie	2	1	0	1	1	0	0	0	1	0	4	25.0	
Emil Bemstrom	2	0	0	0	-1	0	0	0	0	0	1	0.0	Rasmus Andersson	2	0	1	1	1	0	0	0	0	0	0	2	0.0
Vladislav Gavrikov	2	0	0	0	1	0	0	0	0	0	1	0.0	Mikael Backlund	2	0	1	1	1	0	0	0	0	0	0	5	0.0
Boone Jenner	2	0	0	0	-3	2	0	0	0	0	5	0.0	Mark Giordano	2	0	1	1	2	2	0	0	0	0	0	8	0.0
Riley Nash	2	0	0	0	0	0	0	0	0	0	2	0.0	Noah Hanifin	2	0	1	1	2	0	0	0	0	0	0	1	0.0
David Savard	2	0	0	0	1	0	0	0	0	0	2	0.0	Andrew Mangiapane	2	0	1	1	1	0	0	0	0	0	0	1	0.0
Alexander Wennberg	2	0	0	0	-2	0	0	0	0	0	6	0.0	Derek Ryan	2	0	1	1	0	0	0	0	0	0	0	3	0.0
Zach Werenski	2	0	0	0	-6	2	0	0	0	0	8	0.0	Travis Hamonic	1	0	1	1	3	0	0	0	0	0	0	3	0.0
Josh Anderson	1	0	0	0	-1	0	0	0	0	0	2	0.0	Mark Jankowski	2	0	0	0	0	0	0	0	0	0	0	2	0.0
Cam Atkinson	1	0	0	0	-2	0	0	0	0	0	3	0.0	Milan Lucic	2	0	0	0	-1	4	0	0	0	0	1	0.0	
Oliver Bjorkstrand	1	0	0	0	-1	0	0	0	0	0	5	0.0	Dillon Dube	1	0	0	0	-1	0	0	0	0	0	0	1	0.0
Seth Jones	1	0	0	0	-3	0	0	0	0	0	2	0.0	Derek Forbort	1	0	0	0	-1	0	0	0	0	0	0	0	0.0
Dean Kukan	1	0	0	0	0	0	0	0	0	0	0	0.0	Michael Frolik	1	0	0	0	0	0	0	0	0	0	0	1	0.0
Jakob Lilja	1	0	0	0	1	0	0	0	0	0	0	0.0	Erik Gustafsson	1	0	0	0	-1	0	0	0	0	0	0	0	0.0
Stefan Matteau	1	0	0	0	1	0	0	0	0	0	1	0.0	Oliver Kyllington	1	0	0	0	0	0	0	0	0	0	0	1	0.0
Sonny Milano	1	0	0	0	0	2	0	0	0	0	0	0.0	Alan Quine	1	0	0	0	0	0	0	0	0	0	0	2	0.0
Ryan Murray	1	0	0	0	-2	0	0	0	0	0	1	0.0	Tobias Rieder	1	0	0	0	0	0	0	0	0	0	0	2	0.0
Eric Robinson	1	0	0	0	0	0	0	0	0	0	1	0.0														
Kole Sherwood	1	0	0	0	0	2	0	0	0	0	3	0.0														
Kevin Stenlund	1	0	0	0	0	0	0	0	0	0	2	0.0														

#### GOALTENDING

COLUMBUS	GP	MIN	GA	GAA	SO	W	L	OTL	SA	SV%	CALGARY	GP	MIN	GA	GAA	SO	W	L	OTL	SA	SV%
Joonas Korpisalo	2	124	5	2.41	0	0	1	1	65	.923	David Rittich	1	60	0	0.00	1	1	0	0	43	1.000
											Cam Talbot	1	60	2	1.87	0	1	0	0	22	.909

# CAROLINA HURRICANES



## CAROLINA HURRICANES

PNC Arena / 1400 Edwards Mill Rd. / Raleigh, NC 27607

carolinahurricanes.com / p: 919.467.7825 / @Canes

### 2019-20 RESULTS (3-0-0)

DATE	RESULT	ATTN	W/L GOALTENDERS	GW GOAL
Oct. 12, 2019	CBJ 3, at CAR 2	16,224	Joonas Korpišalo / James Reimer	Pierre-Luc Dubois
Oct. 24, 2019	at CBJ 4, CAR 3 (OT)	15,398	Joonas Korpišalo / Petr Mrazek	Cam Atkinson
Jan. 16, 2020	at CBJ 3, CAR 2	17,900	Elvis Merzlikins / Petr Mrazek	Nick Foligno
Apr. 3, 2020	at CAR	CANCELLED		

### SERIES BREAKDOWN

GOALS BY PERIOD					SHOTS BY PERIOD						
	1ST	2ND	3RD	OT	TOTAL		1ST	2ND	3RD	OT	TOTAL
Columbus	3	3	3	1	10	Columbus	24	35	21	4	84
Carolina	4	2	1	0	7	Carolina	28	29	33	0	90

POWER PLAY				PENALTY KILLING			
	GOALS	ATTEMPTS	PCT		KILLS	ATTEMPTS	PCT
Columbus	0	7	0.0	Columbus	7	7	100.0
Carolina	0	7	0.0	Carolina	7	7	100.0

### HEAD-TO-HEAD STATS

#### SKATERS

COLUMBUS													CAROLINA												
GP	G	A	P	+/-	PIM	PP	SH	GW	EN	S	%	GP	G	A	P	+/-	PIM	PP	SH	GW	EN	S	%		
Ryan Murray	2	1	3	4	4	0	0	0	0	4	25.0	Martin Necas	3	1	2	3	2	0	0	0	0	0	3	33.3	
Cam Atkinson	3	2	1	3	3	0	0	1	0	17	11.8	Dougie Hamilton	3	2	0	2	3	0	0	0	0	0	11	18.2	
Alexander Wennberg	3	0	3	3	1	0	0	0	0	2	0.0	Ryan Dzingel	3	1	1	2	3	0	0	0	0	0	4	25.0	
Emil Bemstrom	3	1	1	2	1	0	0	0	0	2	50.0	Warren Foegele	3	0	2	2	-2	2	0	0	0	0	4	0.0	
Pierre-Luc Dubois	3	1	1	2	3	2	0	1	0	8	12.5	Jacob Slavin	3	0	2	2	4	0	0	0	0	0	7	0.0	
Markus Nutivaara	2	1	1	2	4	0	0	0	0	2	50.0	Lucas Wallmark	3	0	2	2	2	0	0	0	0	0	7	0.0	
David Savard	3	0	2	2	2	0	0	0	0	3	0.0	Sebastian Aho	3	1	0	1	-3	0	0	0	0	0	10	10.0	
Nick Foligno	3	1	0	1	2	0	0	1	0	4	25.0	Erik Haula	3	1	0	1	0	0	0	0	0	0	6	16.7	
Oliver Bjorkstrand	2	1	0	1	1	2	0	0	0	4	25.0	Jordan Staal	3	1	0	1	-2	4	0	0	0	0	4	25.0	
Sonny Milano	2	1	0	1	-1	2	0	0	0	3	33.3	Jake Gardiner	3	0	1	1	-3	0	0	0	0	0	3	0.0	
Alexandre Texier	2	1	0	1	0	2	0	0	0	2	50.0	Brett Pesce	3	0	1	1	-1	2	0	0	0	0	5	0.0	
Vladislav Gavrikov	3	0	1	1	-2	0	0	0	0	4	0.0	Teuvo Teravainen	3	0	1	1	-2	0	0	0	0	0	3	0.0	
Boone Jenner	3	0	1	1	-2	2	0	0	0	3	0.0	Joel Edmundson	3	0	0	0	-3	2	0	0	0	0	4	0.0	
Seth Jones	3	0	1	1	-1	4	0	0	0	5	0.0	Brock McGinn	3	0	0	0	-2	0	0	0	0	0	5	0.0	
Riley Nash	3	0	1	1	1	0	0	0	0	1	0.0	Nino Niederreiter	3	0	0	0	-1	0	0	0	0	0	5	0.0	
Gustav Nyquist	3	0	1	1	-1	0	0	0	0	4	0.0	Andrei Svechnikov	3	0	0	0	-4	2	0	0	0	0	4	0.0	
Zach Werenski	3	0	0	0	-1	0	0	0	0	8	0.0	Haydn Fleury	2	0	0	0	-1	2	0	0	0	0	1	0.0	
Scott Harrington	2	0	0	0	-1	2	0	0	0	2	0.0	Trevor van Riemsdyk	2	0	0	0	-4	0	0	0	0	0	2	0.0	
Jakob Lilja	2	0	0	0	-1	0	0	0	0	1	0.0	Julien Gauthier	1	0	0	0	1	0	0	0	0	0	0	0.0	
Josh Anderson	1	0	0	0	0	0	0	0	0	2	0.0	Jordan Martinook	1	0	0	0	0	0	0	0	0	0	2	0.0	
Nathan Gerbe	1	0	0	0	0	0	0	0	0	0	0.0														
Eric Robinson	1	0	0	0	1	0	0	0	0	1	0.0														
Kevin Stenlund	1	0	0	0	0	0	0	0	0	2	0.0														

#### GOALTENDING

COLUMBUS											CAROLINA										
GP	MIN	GA	GAA	SO	W	L	OTL	SA	SV%	GP	MIN	GA	GAA	SO	W	L	OTL	SA	SV%		
Elvis Merzlikins	1	60	2	2.00	0	1	0	0	.941	James Reimer	1	57	3	3.15	0	0	1	0	.914		
Joonas Korpišalo	2	123	5	2.43	0	2	0	0	.911	Petr Mrazek	2	122	7	3.44	0	0	1	1	.857		

# CHICAGO BLACKHAWKS



## CHICAGO BLACKHAWKS

United Center / 1901 W. Madison St. / Chicago, IL 60612

chicagoblackhawks.com / p: 312.455.7000 / @NHLBlackhawks

### 2019-20 RESULTS (0-0-2)

DATE	RESULT	ATTN	W/L GOALTENDERS	GW GOAL
Oct. 18, 2019	at CHI 3, CBJ 2 (OT)	21,518	Robin Lehner / Elvis Merzlikins	Jonathan Toews
Dec. 29, 2019	CHI 3, at CBJ 2 (SO)	18,544	Robin Lehner / Elvis Merzlikins	Patrick Kane

### SERIES BREAKDOWN

GOALS BY PERIOD					SHOTS BY PERIOD						
	1ST	2ND	3RD	OT	TOTAL		1ST	2ND	3RD	OT	TOTAL
Columbus	2	1	1	0	4	Columbus	24	24	21	3	72
Chicago	1	0	3	1	5	Chicago	14	16	24	9	63

POWER PLAY				PENALTY KILLING			
	GOALS	ATTEMPTS	PCT		KILLS	ATTEMPTS	PCT
Columbus	0	7	0.0	Columbus	7	9	77.8
Chicago	2	9	22.2	Chicago	7	7	100.0

### HEAD-TO-HEAD STATS

#### SKATERS

COLUMBUS													CHICAGO												
GP	G	A	P	+/-	PIM	PP	SH	GW	EN	S	%	GP	G	A	P	+/-	PIM	PP	SH	GW	EN	S	%		
Pierre-Luc Dubois	2	2	0	2	1	0	0	0	0	8	25.0	Alex DeBrincat	2	1	2	3	2	0	1	0	0	0	6	16.7	
Riley Nash	2	1	0	1	0	0	0	0	0	4	25.0	Erik Gustafsson	2	1	1	2	0	0	1	0	0	0	3	33.3	
Markus Nutivaara	1	1	0	1	0	0	0	0	0	5	20.0	Patrick Kane	2	0	2	2	-1	0	0	0	0	0	12	0.0	
Nick Foligno	2	0	1	1	2	2	0	0	0	6	0.0	Dylan Strome	2	1	0	1	1	2	0	0	0	0	5	20.0	
Vladislav Gavrikov	2	0	1	1	2	4	0	0	0	3	0.0	Jonathan Toews	2	1	0	1	0	0	0	0	1	0	6	16.7	
Gustav Nyquist	2	0	1	1	0	0	0	0	0	3	0.0	Drake Caggiula	1	1	0	1	1	0	0	0	0	0	2	50.0	
David Savard	2	0	1	1	2	0	0	0	0	4	0.0	Duncan Keith	2	0	1	1	0	0	0	0	0	0	0	1	0.0
Cam Atkinson	1	0	1	1	1	0	0	0	0	2	0.0	Dominik Kubalik	2	0	1	1	-2	0	0	0	0	0	3	0.0	
Nathan Gerbe	1	0	1	1	1	2	0	0	0	2	0.0	Connor Murphy	2	0	1	1	-1	2	0	0	0	0	3	0.0	
Boone Jenner	2	0	0	0	-1	0	0	0	0	4	0.0	Calvin de Haan	1	0	1	1	0	0	0	0	0	0	1	0.0	
Seth Jones	2	0	0	0	-1	4	0	0	0	5	0.0	Ryan Carpenter	2	0	0	0	0	0	0	0	0	0	1	0.0	
Jakob Lilja	2	0	0	0	0	0	0	0	0	1	0.0	David Kampf	2	0	0	0	-2	0	0	0	0	0	3	0.0	
Alexandre Texier	2	0	0	0	0	0	0	0	0	2	0.0	Alex Nylander	2	0	0	0	0	0	0	0	0	0	0	0.0	
Alexander Wennberg	2	0	0	0	0	6	0	0	0	5	0.0	Zack Smith	2	0	0	0	-1	0	0	0	0	0	3	0.0	
Zach Werenski	2	0	0	0	0	0	0	0	0	2	0.0	Adam Boqvist	1	0	0	0	0	0	0	0	0	0	2	0.0	
Emil Bemstrom	1	0	0	0	0	0	0	0	0	6	0.0	Kirby Dach	1	0	0	0	1	0	0	0	0	0	3	0.0	
Oliver Bjorkstrand	1	0	0	0	1	0	0	0	0	3	0.0	Dennis Gilbert	1	0	0	0	-1	0	0	0	0	0	1	0.0	
Gabriel Carlsson	1	0	0	0	0	0	0	0	0	1	0.0	Matthew Highmore	1	0	0	0	-1	0	0	0	0	0	2	0.0	
Dean Kukan	1	0	0	0	0	0	0	0	0	3	0.0	Slater Koekoek	1	0	0	0	-1	2	0	0	0	0	1	0.0	
Ryan MacInnis	1	0	0	0	1	0	0	0	0	2	0.0	Olli Maatta	1	0	0	0	0	0	0	0	0	0	0	0.0	
Sonny Milano	1	0	0	0	-1	0	0	0	0	1	0.0	John Quenneville	1	0	0	0	0	0	0	0	0	0	0	0.0	
Ryan Murray	1	0	0	0	0	0	0	0	0	0	0.0	Brandon Saad	1	0	0	0	-1	0	0	0	0	0	2	0.0	
Eric Robinson	1	0	0	0	0	0	0	0	0	0	0.0	Brent Seabrook	1	0	0	0	0	2	0	0	0	0	2	0.0	
Kevin Stenlund	1	0	0	0	-1	2	0	0	0	0	0.0	Andrew Shaw	1	0	0	0	-1	4	0	0	0	0	1	0.0	

#### GOALTENDING

COLUMBUS												CHICAGO											
GP	MIN	GA	GAA	SO	W	L	OTL	SA	SV%	GP	MIN	GA	GAA	SO	W	L	OTL	SA	SV%				
Joonas Korpisalo	1	65	2	1.85	0	0	0	30	.933	Robin Lehner	2	126	4	1.91	0	2	0	72	.944				
Elvis Merzlikins	1	60	3	2.99	0	0	2	33	.909														



# COLORADO AVALANCHE



## COLORADO AVALANCHE

Pepsi Center / 1000 Chopper Cir. / Denver, CO 80204

coloradoavalanche.com / p: 303.405.1100 / @Avalanche

### 2019-20 RESULTS (0-2-0)

DATE	RESULT	ATTN	W/L GOALTENDERS	GW GOAL
Nov. 9, 2019	at COL 4, CBJ 2	18,070	Pavel Francouz / Joonas Korpisalo	Cale Makar
Feb. 8, 2020	COL 2, at CBJ 1	19,022	Philipp Grubauer / Elvis Merzlikins	Nathan MacKinnon

### SERIES BREAKDOWN

GOALS BY PERIOD	1ST	2ND	3RD	OT	TOTAL	SHOTS BY PERIOD	1ST	2ND	3RD	OT	TOTAL
Columbus	2	1	0	-	3	Columbus	27	23	23	-	73
Colorado	1	2	3	-	6	Colorado	19	23	16	-	58

POWER PLAY	GOALS	ATTEMPTS	PCT	PENALTY KILLING	KILLS	ATTEMPTS	PCT
Columbus	2	9	22.2	Columbus	3	4	75.0
Colorado	1	4	25.0	Colorado	7	9	77.8

### HEAD-TO-HEAD STATS

#### SKATERS

COLUMBUS	GP	G	A	P	+/-	PIM	PP	SH	GW	EN	S	%	COLORADO	GP	G	A	P	+/-	PIM	PP	SH	GW	EN	S	%	
Seth Jones	2	1	1	2	-2	0	1	0	0	0	6	16.7	Nazem Kadri	2	2	1	3	2	2	0	0	0	5	40.0		
Emil Bemstrom	2	1	0	1	0	0	1	0	0	0	5	20.0	Cale Makar	2	2	1	3	2	0	0	0	1	0	8	25.0	
Zach Werenski	2	1	0	1	-1	0	0	0	0	0	4	25.0	Tyson Jost	2	0	2	2	1	2	0	0	0	0	1	0.0	
Cam Atkinson	2	0	1	1	1	0	0	0	0	0	6	0.0	Samuel Girard	2	1	0	1	1	0	1	0	0	0	4	25.0	
Nick Foligno	2	0	1	1	1	15	0	0	0	0	3	0.0	Nathan MacKinnon	2	1	0	1	0	0	0	0	1	0	8	12.5	
Boone Jenner	2	0	1	1	-1	2	0	0	0	0	4	0.0	Ryan Graves	2	0	1	1	1	2	0	0	0	0	0	2	0.0
Gustav Nyquist	2	0	1	1	-3	0	0	0	0	0	5	0.0	Matt Nieto	2	0	1	1	1	0	0	0	0	0	0	3	0.0
Oliver Bjorkstrand	2	0	0	0	-3	0	0	0	0	0	7	0.0	Vladislav Kamenev	1	0	1	1	0	0	0	0	0	0	0	0	0.0
Pierre-Luc Dubois	2	0	0	0	-3	2	0	0	0	0	4	0.0	Gabriel Landeskog	1	0	1	1	1	2	0	0	0	0	0	1	0.0
Vladislav Gavrikov	2	0	0	0	-2	0	0	0	0	0	1	0.0	P-E Bellemare	2	0	0	0	1	0	0	0	0	0	0	1	0.0
Sonny Milano	2	0	0	0	-1	0	0	0	0	0	3	0.0	Andre Burakovsky	2	0	0	0	1	0	0	0	0	0	0	1	0.0
David Savard	2	0	0	0	-1	0	0	0	0	0	6	0.0	Matt Calvert	2	0	0	0	0	2	0	0	0	0	0	1	0.0
Josh Anderson	1	0	0	0	-1	0	0	0	0	0	0	0.0	Ian Cole	2	0	0	0	2	0	0	0	0	0	0	3	0.0
Nathan Gerbe	1	0	0	0	-1	0	0	0	0	0	3	0.0	J.T. Compher	2	0	0	0	2	0	0	0	0	0	0	4	0.0
Scott Harrington	1	0	0	0	0	0	0	0	0	0	0	0.0	Joonas Donskoi	2	0	0	0	-1	0	0	0	0	0	0	2	0.0
Dean Kukan	1	0	0	0	-2	2	0	0	0	0	2	0.0	Erik Johnson	2	0	0	0	0	0	0	0	0	0	0	3	0.0
Riley Nash	1	0	0	0	-1	2	0	0	0	0	2	0.0	Valeri Nichushkin	2	0	0	0	3	0	0	0	0	0	0	3	0.0
Markus Nutivaara	1	0	0	0	0	0	0	0	0	0	1	0.0	Mark Barberio	1	0	0	0	1	2	0	0	0	0	0	3	0.0
Andrew Peeke	1	0	0	0	0	0	0	0	0	0	0	0.0	Mikko Rantanen	1	0	0	0	1	4	0	0	0	0	0	3	0.0
Eric Robinson	1	0	0	0	-1	0	0	0	0	0	3	0.0	T.J. Tynan	1	0	0	0	0	0	0	0	0	0	0	1	0.0
Kole Sherwood	1	0	0	0	0	0	0	0	0	0	2	0.0	Nikita Zadorov	1	0	0	0	1	2	0	0	0	0	0	1	0.0
Kevin Stenlund	1	0	0	0	0	0	0	0	0	0	1	0.0														
Alexandre Texier	1	0	0	0	1	0	0	0	0	0	3	0.0														
Alexander Wennberg	1	0	0	0	0	0	0	0	0	0	2	0.0														

#### GOALTENDING

COLUMBUS	GP	MIN	GA	GAA	SO	W	L	OTL	SA	SV%	COLORADO	GP	MIN	GA	GAA	SO	W	L	OTL	SA	SV%
Elvis Merzlikins	1	58	2	2.08	0	0	1	0	22	.909	Philipp Grubauer	1	60	1	1.00	0	1	0	0	32	.969
Joonas Korpisalo	1	58	4	4.11	0	0	1	0	36	.889	Pavel Francouz	1	60	2	2.00	0	1	0	0	41	.951

# DALLAS STARS



## DALLAS STARS

American Airlines Center / 2500 Victory Ave. / Dallas, TX 75219

dallasstars.com / p: 214.387.5500 / @DallasStars

### 2019-20 RESULTS (1-0-0)

DATE	RESULT	ATTN	W/L GOALTENDERS	GWG GOAL
Oct. 16, 2019	at CBJ 3, DAL 2	14,683	Joonas Korpisalo / Ben Bishop	Sonny Milano
Mar. 28, 2020	at DAL	CANCELLED		

### SERIES BREAKDOWN

GOALS BY PERIOD					SHOTS BY PERIOD						
	1ST	2ND	3RD	OT	TOTAL		1ST	2ND	3RD	OT	TOTAL
Columbus	2	0	1	-	3	Columbus	11	10	14	-	35
Dallas	1	0	1	-	2	Dallas	16	5	11	-	32

POWER PLAY				PENALTY KILLING			
	GOALS	ATTEMPTS	PCT		KILLS	ATTEMPTS	PCT
Columbus	0	3	0.0	Columbus	2	2	100.0
Dallas	0	2	0.0	Dallas	3	3	100.0

### HEAD-TO-HEAD STATS

#### SKATERS

COLUMBUS														DALLAS													
GP	G	A	P	+/-	PIM	PP	SH	GW	EN	S	%	GP	G	A	P	+/-	PIM	PP	SH	GW	EN	S	%				
Sonny Milano	1	1	0	1	1	2	0	0	1	0	1	100.0	Alexander Radulov	1	0	2	2	1	0	0	0	0	0	1	0.0		
Alexander Wennberg	1	1	0	1	1	0	0	0	0	0	1	100.0	Miro Heiskanen	1	1	0	1	1	0	0	0	0	0	2	50.0		
Zach Werenski	1	1	0	1	1	0	0	0	0	3	33.3	Joe Pavelski	1	1	0	1	0	0	0	0	0	0	2	50.0			
Seth Jones	1	0	1	1	1	0	0	0	0	4	0.0	Taylor Fedun	1	0	1	1	0	2	0	0	0	0	0	0.0			
Jakob Lilja	1	0	1	1	2	0	0	0	0	1	0.0	Tyler Seguin	1	0	1	1	1	0	0	0	0	0	5	0.0			
Riley Nash	1	0	1	1	1	0	0	0	0	1	0.0	Jamie Benn	1	0	0	0	0	0	0	0	0	0	4	0.0			
Gustav Nyquist	1	0	1	1	0	0	0	0	0	4	0.0	Andrew Cogliano	1	0	0	0	0	0	0	0	0	0	1	0.0			
Cam Atkinson	1	0	0	0	0	0	0	0	0	2	0.0	Jason Dickinson	1	0	0	0	0	0	0	0	0	0	0	0.0			
Emil Bemstrom	1	0	0	0	0	0	0	0	0	0	0.0	Radek Faksa	1	0	0	0	0	0	0	0	0	0	3	0.0			
Oliver Bjorkstrand	1	0	0	0	0	0	0	0	0	6	0.0	Rhett Gardner	1	0	0	0	0	0	0	0	0	0	1	0.0			
Pierre-Luc Dubois	1	0	0	0	-1	2	0	0	0	0	0.0	Denis Gurianov	1	0	0	0	-1	0	0	0	0	0	2	0.0			
Nick Foligno	1	0	0	0	-1	0	0	0	0	3	0.0	Roope Hintz	1	0	0	0	-1	2	0	0	0	0	1	0.0			
Vladislav Gavrikov	1	0	0	0	2	0	0	0	0	2	0.0	Mattias Janmark	1	0	0	0	-1	0	0	0	0	0	2	0.0			
Boone Jenner	1	0	0	0	0	0	0	0	0	1	0.0	John Klingberg	1	0	0	0	-1	0	0	0	0	0	0	0.0			
Ryan Murray	1	0	0	0	-2	0	0	0	0	2	0.0	Esa Lindell	1	0	0	0	0	0	0	0	0	0	4	0.0			
Markus Nutivaara	1	0	0	0	-1	0	0	0	0	2	0.0	Jamie Oleksiak	1	0	0	0	-2	0	0	0	0	0	1	0.0			
David Savard	1	0	0	0	1	0	0	0	0	2	0.0	Corey Perry	1	0	0	0	0	0	0	0	0	0	1	0.0			
Alexandre Texier	1	0	0	0	0	0	0	0	0	0	0.0	Andrej Sekera	1	0	0	0	0	2	0	0	0	0	2	0.0			

#### GOALTENDING

COLUMBUS												DALLAS											
GP	MIN	GA	GAA	SO	W	L	OTL	SA	SV%	GP	MIN	GA	GAA	SO	W	L	OTL	SA	SV%				
Joonas Korpisalo	1	60	2	2.00	0	1	0	0	32	.938	Ben Bishop	1	58	3	3.11	0	0	1	0	35	.914		

OPPONENTS

# DETROIT RED WINGS



## DETROIT RED WINGS

Little Caesars Arena / 2645 Woodward Ave. / Detroit, MI 48201  
 detroitredwings.com / p: 313.471.7000 / @DetroitRedWings

### 2019-20 RESULTS (3-0-0)

DATE	RESULT	ATTN	W/L GOALTENDERS	GW GOAL
Nov. 21, 2019	at CBJ 5, DET 4	14,417	Joonas Korpisalo / Jimmy Howard	Eric Robinson
Dec. 17, 2019	CBJ 5, at DET 3	17,639	Joonas Korpisalo / Jonathan Bernier	Pierre-Luc Dubois
Feb. 7, 2020	at CBJ 2, DET 0	18,978	Elvis Merzlikins / Jimmy Howard	Zach Werenski

### SERIES BREAKDOWN

GOALS BY PERIOD					SHOTS BY PERIOD						
	1ST	2ND	3RD	OT	TOTAL		1ST	2ND	3RD	OT	TOTAL
Columbus	3	3	6	-	12	Columbus	40	45	35	-	120
Detroit	3	3	1	-	7	Detroit	20	16	27	-	63

POWER PLAY				PENALTY KILLING			
	GOALS	ATTEMPTS	PCT		KILLS	ATTEMPTS	PCT
Columbus	3	10	30.0	Columbus	7	8	87.5
Detroit	1	8	12.5	Detroit	7	10	70.0

### HEAD-TO-HEAD STATS

#### SKATERS

COLUMBUS														DETROIT													
GP	G	A	P	+/-	PIM	PP	SH	GW	EN	S	%	GP	G	A	P	+/-	PIM	PP	SH	GW	EN	S	%				
Cam Atkinson	3	2	2	4	2	0	1	0	0	16	12.5	Tyler Bertuzzi	3	3	0	3	0	0	1	0	0	5	60.0				
Oliver Bjorkstrand	3	2	2	4	1	0	1	0	0	9	22.2	Adam Erne	3	2	0	2	0	0	0	0	0	4	50.0				
Gustav Nyquist	3	1	3	4	4	2	0	0	1	7	14.3	Luke Glendening	3	1	1	2	-1	0	0	1	0	2	50.0				
Seth Jones	3	0	4	4	1	4	0	0	0	7	0.0	Filip Hronek	3	1	1	2	0	2	0	0	0	6	16.7				
Boone Jenner	3	2	1	3	1	2	0	0	1	12	16.7	Andreas Athanasiou	3	0	2	2	-2	2	0	0	0	8	0.0				
Pierre-Luc Dubois	3	1	2	3	0	2	0	0	1	9	11.1	Madison Bowey	3	0	2	2	1	2	0	0	0	4	0.0				
Zach Werenski	3	1	2	3	1	0	0	0	1	8	12.5	Frans Nielsen	2	0	2	2	2	0	0	0	0	0	0.0				
Alexandre Texier	2	1	1	2	0	0	0	0	0	6	16.7	Robby Fabbri	3	0	1	1	-5	2	0	0	0	4	0.0				
Eric Robinson	3	1	0	1	2	0	0	0	1	2	50.0	Dylan Larkin	3	0	1	1	-3	0	0	0	0	7	0.0				
Kevin Stenlund	1	1	0	1	-1	0	1	0	0	2	50.0	Brendan Perlini	3	0	1	1	1	0	0	0	0	2	0.0				
Nick Foligno	3	0	1	1	1	2	0	0	0	13	0.0	Anthony Mantha	2	0	1	1	-1	2	0	0	0	4	0.0				
Vladislav Gavrikov	3	0	1	1	3	0	0	0	0	3	0.0	Dennis Cholowski	1	0	1	1	0	0	0	0	0	1	0.0				
Sonny Milano	2	0	1	1	0	0	0	0	0	3	0.0	Alex Biega	3	0	0	0	-1	0	0	0	0	1	0.0				
Alexander Wennberg	2	0	1	1	1	0	0	0	0	3	0.0	Valtteri Filppula	3	0	0	0	-3	0	0	0	0	5	0.0				
David Savard	3	0	0	0	3	2	0	0	0	4	0.0	Trevor Daley	2	0	0	0	0	0	0	0	0	1	0.0				
Emil Bemstrom	2	0	0	0	0	0	0	0	0	3	0.0	Christoffer Ehn	2	0	0	0	-1	0	0	0	0	0	0.0				
Dean Kukan	2	0	0	0	0	0	0	0	0	3	0.0	Patrik Nemeth	2	0	0	0	-1	2	0	0	0	0	0.0				
Riley Nash	2	0	0	0	0	0	0	0	0	1	0.0	Justin Abdelkader	1	0	0	0	0	0	0	0	0	0	0.0				
Josh Anderson	1	0	0	0	1	0	0	0	0	2	0.0	Jonathan Ericsson	1	0	0	0	1	0	0	0	0	2	0.0				
Marko Dano	1	0	0	0	-1	2	0	0	0	1	0.0	Mike Green	1	0	0	0	-2	0	0	0	0	1	0.0				
Nathan Gerbe	1	0	0	0	0	0	0	0	0	0	0.0	Darren Helm	1	0	0	0	1	0	0	0	0	0	0.0				
Scott Harrington	1	0	0	0	0	0	0	0	0	2	0.0	Joe Hicketts	1	0	0	0	-1	0	0	0	0	0	0.0				
Ryan MacInnis	1	0	0	0	0	0	0	0	0	1	0.0	Taro Hirose	1	0	0	0	-1	0	0	0	0	1	0.0				
Ryan Murray	1	0	0	0	0	0	0	0	0	0	0.0	Gustav Lindstrom	1	0	0	0	-1	0	0	0	0	1	0.0				
Markus Nutivaara	1	0	0	0	0	0	0	0	0	3	0.0	Dylan McIlrath	1	0	0	0	0	6	0	0	0	2	0.0				
Andrew Peeke	1	0	0	0	-2	0	0	0	0	0	0.0	Givani Smith	1	0	0	0	0	0	0	0	0	1	0.0				
												Filip Zadina	1	0	0	0	0	0	0	0	0	1	0.0				

#### GOALTENDING

COLUMBUS											DETROIT										
GP	MIN	GA	GAA	SO	W	L	OTL	SA	SV%	GP	MIN	GA	GAA	SO	W	L	OTL	SA	SV%		
Elvis Merzlikins	1	59	0	0.00	1	1	0	0	16	1.000	Jimmy Howard	2	115	6	3.13	0	0	2	0	80	.925
Joonas Korpisalo	2	118	7	3.55	0	2	0	0	47	.851	Jonathan Bernier	1	59	4	4.09	0	0	1	0	38	.895

# EDMONTON OILERS



## EDMONTON OILERS

Rogers Place / 10220 104 Ave. NW / Edmonton, AB T5J 448  
 edmontonoilers.com / p: 780.414.4000 / @EdmontonOilers

### 2019-20 RESULTS (0-2-0)

DATE	RESULT	ATTN	W/L GOALTENDERS	GW GOAL
Oct. 30, 2019	EDM 4, at CBJ 1	14,193	Mike Smith / Joonas Korpisalo	Leon Draisaitl
Mar. 7, 2020	at EDM 4, CBJ 1	17,085	Mikko Koskinen / Joonas Korpisalo	Caleb Jones

### SERIES BREAKDOWN

GOALS BY PERIOD					SHOTS BY PERIOD						
	1ST	2ND	3RD	OT	TOTAL		1ST	2ND	3RD	OT	TOTAL
Columbus	0	1	1	-	2	Columbus	26	21	23	-	70
Edmonton	3	2	3	-	8	Edmonton	16	16	23	-	55

POWER PLAY				PENALTY KILLING			
	GOALS	ATTEMPTS	PCT		KILLS	ATTEMPTS	PCT
Columbus	1	6	16.7	Columbus	5	6	83.3
Edmonton	1	6	16.7	Edmonton	5	6	83.3

### HEAD-TO-HEAD STATS

#### SKATERS

COLUMBUS													EDMONTON												
GP	G	A	P	+/-	PIM	PP	SH	GW	EN	S	%	GP	G	A	P	+/-	PIM	PP	SH	GW	EN	S	%		
Zach Werenski	2	1	1	2	-1	0	1	0	0	10	10.0	Leon Draisaitl	2	2	1	3	1	0	0	1	0	4	50.0		
Gustav Nyquist	2	1	0	1	-2	0	0	0	0	7	14.3	Alex Chiasson	2	1	2	3	3	0	0	0	0	4	25.0		
Pierre-Luc Dubois	2	0	1	1	-3	4	0	0	0	6	0.0	Ryan Nugent-Hopkins	2	0	3	3	3	2	0	0	0	4	0.0		
Alexander Wennberg	2	0	1	1	-3	0	0	0	0	3	0.0	Jujhar Khaira	2	1	1	2	3	2	0	0	0	2	50.0		
Cam Atkinson	1	0	1	1	-1	0	0	0	0	3	0.0	Connor McDavid	2	1	1	2	3	0	0	0	0	6	16.7		
Emil Bemstrom	2	0	0	0	-2	0	0	0	0	2	0.0	James Neal	2	1	1	2	2	2	1	0	0	4	25.0		
Nick Foligno	2	0	0	0	-2	0	0	0	0	3	0.0	Zack Kassian	2	0	2	2	2	2	0	0	0	2	0.0		
Vladislav Gavrikov	2	0	0	0	-5	0	0	0	0	1	0.0	Riley Sheahan	2	1	0	1	1	0	0	0	1	2	50.0		
Boone Jenner	2	0	0	0	-3	0	0	0	0	9	0.0	Caleb Jones	1	1	0	1	1	0	0	1	0	2	50.0		
Jakob Lilja	2	0	0	0	0	0	0	0	0	1	0.0	Kris Russell	2	0	1	1	2	0	0	0	0	2	0.0		
Riley Nash	2	0	0	0	0	0	0	0	0	1	0.0	Josh Archibald	1	0	1	1	1	0	0	0	0	0	0.0		
Markus Nutivaara	2	0	0	0	-1	0	0	0	0	2	0.0	Sam Gagner	1	0	1	1	1	0	0	0	0	1	0.0		
David Savard	2	0	0	0	-4	0	0	0	0	2	0.0	Ethan Bear	2	0	0	0	-1	2	0	0	0	2	0.0		
Josh Anderson	1	0	0	0	0	0	0	0	0	0	0.0	Oscar Klefbom	2	0	0	0	5	0	0	0	0	6	0.0		
Oliver Bjorkstrand	1	0	0	0	-2	2	0	0	0	3	0.0	Darnell Nurse	2	0	0	0	-1	2	0	0	0	3	0.0		
Scott Harrington	1	0	0	0	0	0	0	0	0	2	0.0	Andreas Athanasiou	1	0	0	0	0	0	0	0	0	1	0.0		
Seth Jones	1	0	0	0	-1	0	0	0	0	1	0.0	Matt Benning	1	0	0	0	1	0	0	0	0	1	0.0		
Dean Kukan	1	0	0	0	0	0	0	0	0	2	0.0	Tyler Ennis	1	0	0	0	0	0	0	0	0	3	0.0		
Stefan Matteau	1	0	0	0	0	0	0	0	0	1	0.0	Markus Granlund	1	0	0	0	0	0	0	0	0	0	0.0		
Sonny Milano	1	0	0	0	-1	2	0	0	0	3	0.0	Gaetan Haas	1	0	0	0	0	0	0	0	0	1	0.0		
Andrew Peeke	1	0	0	0	0	0	0	0	0	2	0.0	Adam Larsson	1	0	0	0	3	0	0	0	0	1	0.0		
Eric Robinson	1	0	0	0	0	0	0	0	0	1	0.0	Joel Persson	1	0	0	0	1	0	0	0	0	1	0.0		
Devin Shore	1	0	0	0	0	0	0	0	0	0	0.0	Patrick Russell	1	0	0	0	0	0	0	0	0	2	0.0		
Kevin Stenlund	1	0	0	0	0	2	0	0	0	5	0.0	Kailer Yamamoto	1	0	0	0	-1	0	0	0	0	1	0.0		

#### GOALTENDING

COLUMBUS												EDMONTON											
GP	MIN	GA	GAA	SO	W	L	OTL	SA	SV%	GP	MIN	GA	GAA	SO	W	L	OTL	SA	SV%				
Elvis Merzlikins	1	35	0	0.00	0	0	0	19	1.000	Mikko Koskinen	1	60	1	1.00	0	1	0	0	46	.978			
Joonas Korpisalo	2	84	7	5.00	0	0	2	35	.800	Mike Smith	1	60	1	1.00	0	1	0	0	24	.958			

# FLORIDA PANTHERS



## FLORIDA PANTHERS

BB&T Center / 1 Panther Pkwy. / Sunrise, FL 33323

floridapanthers.com / p: 954.835.7000 / @FlaPanthers

### 2019-20 RESULTS (2-1-0)

DATE	RESULT	ATTN	W/L GOALTENDERS	GW GOAL
Dec. 7, 2019	at FLA 4, CBJ 1	11,640	Sergei Bobrovsky / Elvis Merzlikins	Josh Brown
Dec. 31, 2019	at CBJ 4, FLA 1	18,977	Elvis Merzlikins / Sergei Bobrovsky	Boone Jenner
Feb. 4, 2020	at CBJ 1, FLA 0 (OT)	17,811	Elvis Merzlikins / Sergei Bobrovsky	Zach Werenski

### SERIES BREAKDOWN

GOALS BY PERIOD					SHOTS BY PERIOD						
	1ST	2ND	3RD	OT	TOTAL		1ST	2ND	3RD	OT	TOTAL
Columbus	1	1	3	1	6	Columbus	37	39	29	2	107
Florida	1	2	2	0	5	Florida	32	38	25	1	96

POWER PLAY				PENALTY KILLING			
	GOALS	ATTEMPTS	PCT		KILLS	ATTEMPTS	PCT
Columbus	1	7	14.3	Columbus	7	8	87.5
Florida	1	8	12.5	Florida	6	7	85.7

### HEAD-TO-HEAD STATS

#### SKATERS

COLUMBUS													FLORIDA												
GP	G	A	P	+/-	PIM	PP	SH	GW	EN	S	%		GP	G	A	P	+/-	PIM	PP	SH	GW	EN	S	%	
Zach Werenski	2	4	0	4	4	0	0	1	0	12	33.3		Mike Hoffman	3	1	1	2	1	0	0	0	0	1	9	11.1
Boone Jenner	3	1	1	2	2	0	1	0	1	0	11	9.1	Colton Sceviour	3	1	1	2	0	0	0	0	0	5	20.0	
Gustav Nyquist	3	0	2	2	1	0	0	0	0	0	5	0.0	Keith Yandle	3	0	2	2	-1	0	0	0	0	5	0.0	
Alexander Wennberg	1	0	2	2	0	0	0	0	0	0	0.0	Aleksander Barkov	2	0	2	2	0	0	0	0	0	0	2	0.0	
Vladislav Gavrikov	3	1	0	1	1	0	0	0	0	3	33.3	Brett Connolly	3	1	0	1	0	0	1	0	0	0	7	14.3	
Nick Foligno	3	0	1	1	1	5	0	0	0	3	0.0	Evgenii Dadonov	3	1	0	1	0	0	0	0	0	0	8	12.5	
David Savard	3	0	1	1	-1	2	0	0	0	0	6	0.0	Josh Brown	2	1	0	1	1	7	0	1	0	2	50.0	
Alexandre Texier	2	0	1	1	0	2	0	0	0	1	0.0	Jonathan Huberdeau	3	0	1	1	0	0	0	0	0	0	4	0.0	
Josh Anderson	1	0	1	1	1	0	0	0	0	3	0.0	Anton Stralman	3	0	1	1	-1	0	0	0	0	0	4	0.0	
Pierre-Luc Dubois	3	0	0	0	0	2	0	0	0	6	0.0	Mark Pysyk	2	0	1	1	1	2	0	0	0	0	4	0.0	
Seth Jones	3	0	0	0	1	0	0	0	0	7	0.0	Noel Acciari	3	0	0	0	-1	0	0	0	0	0	2	0.0	
Riley Nash	3	0	0	0	-1	2	0	0	0	6	0.0	Aaron Ekblad	3	0	0	0	0	2	0	0	0	0	7	0.0	
Eric Robinson	3	0	0	0	-1	2	0	0	0	7	0.0	Mike Matheson	3	0	0	0	0	2	0	0	0	0	8	0.0	
Cam Atkinson	2	0	0	0	0	0	0	0	0	6	0.0	Dominic Toninato	3	0	0	0	0	2	0	0	0	0	2	0.0	
Emil Bemstrom	2	0	0	0	0	0	0	0	0	8	0.0	Vincent Trocheck	3	0	0	0	0	0	0	0	0	0	6	0.0	
Oliver Bjorkstrand	2	0	0	0	-1	0	0	0	0	6	0.0	Frank Vatrano	3	0	0	0	-2	2	0	0	0	0	8	0.0	
Nathan Gerbe	2	0	0	0	0	0	0	0	0	4	0.0	Brian Boyle	2	0	0	0	-1	2	0	0	0	0	3	0.0	
Dean Kukan	2	0	0	0	-2	2	0	0	0	4	0.0	Riley Stillman	2	0	0	0	0	0	0	0	0	0	5	0.0	
Ryan MacInnis	2	0	0	0	-1	0	0	0	0	1	0.0	MacKenzie Weegar	2	0	0	0	0	0	0	0	0	0	2	0.0	
Sonny Milano	2	0	0	0	0	0	0	0	0	3	0.0	Jayce Hawryluk	1	0	0	0	0	0	0	0	0	0	1	0.0	
Gabriel Carlsson	1	0	0	0	-1	0	0	0	0	0	0.0	Denis Malgin	1	0	0	0	0	0	0	0	0	0	0	0.0	
Scott Harrington	1	0	0	0	0	4	0	0	0	0	0.0	Alexi Saarela	1	0	0	0	0	0	0	0	0	0	2	0.0	
Jakob Lilja	1	0	0	0	0	0	0	0	0	0	0.0														
Ryan Murray	1	0	0	0	-2	0	0	0	0	0	0.0														
Markus Nutivaara	1	0	0	0	0	0	0	0	0	0	0.0														
Andrew Peeke	1	0	0	0	1	0	0	0	0	1	0.0														
Kevin Stenlund	1	0	0	0	0	2	0	0	0	4	0.0														

#### GOALTENDING

COLUMBUS											FLORIDA										
GP	MIN	GA	GAA	SO	W	L	OTL	SA	SV%		GP	MIN	GA	GAA	SO	W	L	OTL	SA	SV%	
Elvis Merzlikins	3	181	4	1.32	1	2	1	0	95	.958	Sergei Bobrovsky	3	180	6	2.00	0	1	1	1	107	.944

# LOS ANGELES KINGS



## LOS ANGELES KINGS

STAPLES Center / 1111 S. Figueroa St. / Los Angeles, CA 90015

losangeleskings.com / p: 310.535.4500 / @LAKings

### 2019-20 RESULTS (2-0-0)

DATE	RESULT	ATTN	W/L GOALTENDERS	GW GOAL
Dec. 19, 2019	at CBJ 3, LAK 2 (OT)	17,117	Joonas Korpisalo / Jack Campbell	Pierre-Luc Dubois
Jan. 6, 2020	CBJ 4, at LAK 2	14,964	Elvis Merzlikins / Jonathan Quick	Kevin Stenlund

### SERIES BREAKDOWN

GOALS BY PERIOD						SHOTS BY PERIOD					
	1ST	2ND	3RD	OT	TOTAL		1ST	2ND	3RD	OT	TOTAL
Columbus	1	2	3	1	7	Columbus	18	19	14	1	52
Los Angeles	2	1	1	0	4	Los Angeles	25	15	22	0	62

POWER PLAY				PENALTY KILLING			
	GOALS	ATTEMPTS	PCT		KILLS	ATTEMPTS	PCT
Columbus	1	5	20.0	Columbus	2	2	100.0
Los Angeles	0	2	0.0	Los Angeles	4	5	80.0

### HEAD-TO-HEAD STATS

#### SKATERS

COLUMBUS														LOS ANGELES													
GP	G	A	P	+/-	PIM	PP	SH	GW	EN	S	%	GP	G	A	P	+/-	PIM	PP	SH	GW	EN	S	%				
Pierre-Luc Dubois	2	1	3	4	2	0	0	0	1	0	4	25.0	Trevor Lewis	2	1	1	2	1	0	0	0	0	0	4	25.0		
Gustav Nyquist	2	1	3	4	3	0	0	0	0	1	4	25.0	Kyle Clifford	2	0	2	2	1	0	0	0	0	0	4	0.0		
Zach Werenski	2	1	2	3	2	0	1	0	0	0	3	33.3	Sean Walker	2	0	2	2	0	4	0	0	0	0	5	0.0		
Scott Harrington	2	1	0	1	1	0	0	0	0	0	1	100.0	Jeff Carter	2	1	0	1	-1	2	0	0	0	0	7	14.3		
Boone Jenner	2	1	0	1	2	0	0	0	0	0	5	20.0	Alex Iafallo	2	1	0	1	-1	0	0	0	0	0	3	33.3		
Kevin Stenlund	2	1	0	1	0	0	0	0	1	0	3	33.3	Adrian Kempe	2	1	0	1	-1	0	0	0	0	0	0	100.0		
Nathan Gerbe	1	1	0	1	2	0	0	0	0	0	4	25.0	Ben Hutton	2	0	1	1	0	0	0	0	0	0	6	0.0		
Nick Foligno	2	0	1	1	0	0	0	0	0	0	4	0.0	Anze Kopitar	2	0	1	1	-3	0	0	0	0	0	3	0.0		
Seth Jones	2	0	1	1	1	2	0	0	0	0	2	0.0	Matt Roy	2	0	1	1	1	0	0	0	0	0	2	0.0		
Alexander Wennberg	2	0	1	1	-1	0	0	0	0	0	2	0.0	Michael Amadio	2	0	0	0	0	0	0	0	0	0	5	0.0		
Oliver Bjorkstrand	1	0	1	1	1	0	0	0	0	0	2	0.0	Dustin Brown	2	0	0	0	-1	0	0	0	0	0	1	0.0		
Sonny Milano	1	0	1	1	0	0	0	0	0	0	0	0.0	Drew Doughty	2	0	0	0	-1	0	0	0	0	0	2	0.0		
Vladislav Gavrikov	2	0	0	0	1	0	0	0	0	0	2	0.0	Blake Lizotte	2	0	0	0	1	0	0	0	0	0	4	0.0		
Riley Nash	2	0	0	0	0	0	0	0	0	0	1	0.0	Nikolai Prokhorkin	2	0	0	0	0	0	0	0	0	0	3	0.0		
Eric Robinson	2	0	0	0	-1	0	0	0	0	0	3	0.0	Tyler Toffoli	2	0	0	0	-2	0	0	0	0	0	4	0.0		
Cam Atkinson	1	0	0	0	-1	0	0	0	0	0	0	0.0	Austin Wagner	2	0	0	0	0	0	0	0	0	0	3	0.0		
Emil Bemstrom	1	0	0	0	0	0	0	0	0	0	2	0.0	Derek Forbort	1	0	0	0	0	0	0	0	0	0	0	0.0		
Gabriel Carlsson	1	0	0	0	0	2	0	0	0	0	0	0.0	Kurtis MacDermid	1	0	0	0	0	2	0	0	0	0	2	0.0		
Marko Dano	1	0	0	0	0	0	0	0	0	0	1	0.0	Alec Martinez	1	0	0	0	-2	0	0	0	0	0	1	0.0		
Dean Kukan	1	0	0	0	-1	0	0	0	0	0	6	0.0	Joakim Ryan	1	0	0	0	-1	0	0	0	0	0	2	0.0		
Jakob Lilja	1	0	0	0	0	0	0	0	0	0	0	0.0															
Markus Nutivaara	1	0	0	0	-1	0	0	0	0	0	0	0.0															
David Savard	1	0	0	0	0	0	0	0	0	0	2	0.0															
Alexandre Texier	1	0	0	0	-1	0	0	0	0	0	1	0.0															

#### GOALTENDING

COLUMBUS												LOS ANGELES											
GP	MIN	GA	GAA	SO	W	L	OTL	SA	SV%	GP	MIN	GA	GAA	SO	W	L	OTL	SA	SV%				
Joonas Korpisalo	1	60	2	1.99	0	1	0	0	25	.920	Jack Campbell	1	61	3	2.94	0	0	0	1	28	.893		
Elvis Merzlikins	1	60	2	2.00	0	1	0	0	37	.946	Jonathan Quick	1	58	3	3.09	0	0	1	0	23	.870		

# MINNESOTA WILD



## MINNESOTA WILD

Xcel Energy Center / 199 W. Kellogg Blvd. / St. Paul, MN 55102

minnesotawild.com / p: 651.602.6000 / @mnwild

### 2019-20 RESULTS (0-2-0)

DATE	RESULT	ATTN	W/L GOALTENDERS	GW GOAL
Feb. 25, 2020	at MIN 5, CBJ 4	17,057	Alex Stalock / Matiss Kivlenieks	Kevin Fiala
Feb. 28, 2020	MIN 5, at CBJ 0	18,955	Alex Stalock / Joonas Korpi	Joel Eriksson Ek

### SERIES BREAKDOWN

GOALS BY PERIOD					SHOTS BY PERIOD						
	1ST	2ND	3RD	OT	TOTAL		1ST	2ND	3RD	OT	TOTAL
Columbus	1	0	3	-	4	Columbus	18	15	19	-	52
Minnesota	4	4	2	-	10	Minnesota	26	24	16	-	66

POWER PLAY				PENALTY KILLING			
	GOALS	ATTEMPTS	PCT		KILLS	ATTEMPTS	PCT
Columbus	0	4	0.0	Columbus	3	4	75.0
Minnesota	1	4	25.0	Minnesota	4	4	100.0

### HEAD-TO-HEAD STATS

#### SKATERS

COLUMBUS													MINNESOTA												
GP	G	A	P	+/-	PIM	PP	SH	GW	EN	S	%	GP	G	A	P	+/-	PIM	PP	SH	GW	EN	S	%		
Emil Bemstrom	2	1	0	1	-3	0	0	0	0	5	20.0	Kevin Fiala	2	2	2	4	1	0	1	0	1	0	8	25.0	
Pierre-Luc Dubois	2	1	0	1	-1	0	0	0	0	2	50.0	Mikko Koivu	2	2	1	3	3	0	0	0	0	0	4	50.0	
Nick Foligno	2	1	0	1	0	0	0	0	0	2	50.0	Ryan Hartman	2	1	2	3	3	0	0	0	0	0	5	20.0	
Zach Werenski	2	1	0	1	0	0	0	0	0	8	12.5	Zach Parise	2	1	2	3	3	0	0	0	0	0	6	16.7	
Scott Harrington	2	0	1	1	-2	4	0	0	0	2	0.0	Eric Staal	2	1	2	3	0	0	0	0	0	0	2	50.0	
Gustav Nyquist	2	0	1	1	2	0	0	0	0	3	0.0	Ryan Donato	2	1	1	2	2	0	0	0	0	0	3	33.3	
Devin Shore	2	0	1	1	-3	0	0	0	0	2	0.0	Jonas Brodin	2	0	2	2	3	0	0	0	0	0	3	0.0	
Vladislav Gavrikov	2	0	0	0	-4	0	0	0	0	3	0.0	Jordan Greenway	2	0	2	2	2	0	0	0	0	0	5	0.0	
Nathan Gerbe	2	0	0	0	-3	0	0	0	0	2	0.0	Greg Pateryn	2	0	2	2	0	0	0	0	0	0	2	0.0	
Boone Jenner	2	0	0	0	-1	0	0	0	0	8	0.0	Ryan Suter	2	0	2	2	1	0	0	0	0	0	4	0.0	
Stefan Matteau	2	0	0	0	-1	0	0	0	0	4	0.0	Joel Eriksson Ek	2	1	0	1	2	2	0	0	1	0	5	20.0	
Markus Nutivaara	2	0	0	0	-1	2	0	0	0	1	0.0	Jared Spurgeon	2	1	0	1	2	2	0	0	0	0	4	25.0	
Andrew Peeke	2	0	0	0	-1	2	0	0	0	1	0.0	Matt Dumba	2	0	0	0	4	0	0	0	0	0	4	0.0	
Eric Robinson	2	0	0	0	-3	0	0	0	0	2	0.0	Marcus Foligno	2	0	0	0	-1	2	0	0	0	0	4	0.0	
David Savard	2	0	0	0	-2	0	0	0	0	4	0.0	Alex Galchenyuk	2	0	0	0	0	2	0	0	0	0	3	0.0	
Kevin Stenlund	2	0	0	0	0	0	0	0	0	3	0.0	Brad Hunt	2	0	0	0	0	0	0	0	0	0	2	0.0	
Jakob Lilja	1	0	0	0	0	0	0	0	0	0	0.0	Gerald Mayhew	2	0	0	0	1	0	0	0	0	0	2	0.0	
Riley Nash	1	0	0	0	-1	0	0	0	0	0	0.0	Mats Zuccarello	2	0	0	0	-1	0	0	0	0	0	0	0.0	
Calvin Thurkauf	1	0	0	0	0	0	0	0	0	0	0.0														
Alexander Wennberg	1	0	0	0	-1	0	0	0	0	0	0.0														

#### GOALTENDING

COLUMBUS												MINNESOTA											
GP	MIN	GA	GAA	SO	W	L	OTL	SA	SV%	GP	MIN	GA	GAA	SO	W	L	OTL	SA	SV%				
Matiss Kivlenieks	2	86	6	4.19	0	0	1	0	51	.882	Alex Stalock	2	120	4	2.00	1	2	0	0	52	.923		
Joonas Korpi	1	32	4	7.38	0	0	1	0	15	.733													

# MONTREAL CANADIENS



## MONTREAL CANADIENS

Bell Centre / 1909 Avenue des Canadiens-de-Montreal / Montreal, QC H4B 5G0  
 montrealcanadiens.com / p: 514.932.2582 / @CanadiensMTL

### 2019-20 RESULTS (2-0-1)

DATE	RESULT	ATTN	W/L GOALTENDERS	GW GOAL
Nov. 12, 2019	at MTL 3, CBJ 2 (SO)	20,758	Carey Price / Elvis Merzlikins	Jonathan Drouin
Nov. 19, 2019	at CBJ 5, MTL 2	14,118	Elvis Merzlikins / Carey Price	Emil Bemstrom
Feb. 2, 2020	CBJ 4, at MTL 3	21,302	Elvis Merzlikins / Carey Price	Gustav Nyquist

### SERIES BREAKDOWN

GOALS BY PERIOD					SHOTS BY PERIOD						
	1ST	2ND	3RD	OT	TOTAL		1ST	2ND	3RD	OT	TOTAL
Columbus	3	3	5	0	11	Columbus	38	27	20	3	88
Montreal	1	2	4	0	7	Montreal	34	36	24	0	94

POWER PLAY				PENALTY KILLING			
	GOALS	ATTEMPTS	PCT		KILLS	ATTEMPTS	PCT
Columbus	1	7	14.3	Columbus	6	6	100.0
Montreal	0	6	0.0	Montreal	6	7	85.7

### HEAD-TO-HEAD STATS

#### SKATERS

COLUMBUS														MONTREAL													
GP	G	A	P	+/-	PIM	PP	SH	GW	EN	S	%	GP	G	A	P	+/-	PIM	PP	SH	GW	EN	S	%				
Pierre-Luc Dubois	3	4	2	6	4	0	0	0	0	8	50.0	Tomas Tatar	3	2	1	3	-3	2	0	0	0	6	33.3				
Zach Werenski	3	1	3	4	3	4	0	0	0	12	8.3	Brendan Gallagher	3	1	1	2	0	0	0	0	0	7	14.3				
Emil Bemstrom	3	1	2	3	2	0	0	1	0	5	20.0	Shea Weber	3	1	1	2	2	4	0	0	0	11	9.1				
Oliver Bjorkstrand	3	0	3	3	2	2	0	0	0	3	0.0	Ben Chiarot	3	0	2	2	-4	0	0	0	0	4	0.0				
Eric Robinson	3	2	0	2	2	0	0	0	0	7	28.6	Phillip Danault	3	0	2	2	-1	2	0	0	0	3	0.0				
Gustav Nyquist	3	1	1	2	0	0	0	1	1	4	25.0	Nick Suzuki	3	0	2	2	1	0	0	0	0	6	0.0				
Vladislav Gavrikov	3	1	0	1	-3	0	0	0	0	1	100.0	Joel Armia	3	1	0	1	-1	0	0	0	0	6	16.7				
Boone Jenner	3	1	0	1	-3	0	1	0	0	6	16.7	Max Domi	3	1	0	1	-1	2	0	0	0	9	11.1				
Cam Atkinson	3	0	1	1	1	0	0	0	0	7	0.0	Artturi Lehkonen	3	1	0	1	2	0	0	0	0	5	20.0				
Seth Jones	3	0	1	1	5	0	0	0	0	9	0.0	Nick Cousins	3	0	1	1	0	0	0	0	0	5	0.0				
Sonny Milano	3	0	1	1	0	2	0	0	0	3	0.0	Brett Kulak	3	0	1	1	-2	0	0	0	0	4	0.0				
Riley Nash	3	0	1	1	0	2	0	0	0	1	0.0	Victor Mete	3	0	1	1	0	2	0	0	0	3	0.0				
David Savard	3	0	1	1	0	2	0	0	0	2	0.0	Jeff Petry	3	0	1	1	-2	0	0	0	0	4	0.0				
Alexander Wennberg	3	0	1	1	1	0	0	0	0	5	0.0	Ilya Kovalchuk	1	0	1	1	1	0	0	0	0	1	0.0				
Nick Foligno	1	0	1	1	2	0	0	0	0	2	0.0	Nate Thompson	3	0	0	0	-2	0	0	0	0	2	0.0				
Josh Anderson	2	0	0	0	-1	0	0	0	0	5	0.0	Cale Fleury	2	0	0	0	-1	0	0	0	0	4	0.0				
Dean Kukan	2	0	0	0	0	0	0	0	0	1	0.0	Ryan Poehling	2	0	0	0	-1	0	0	0	0	2	0.0				
Ryan Murray	2	0	0	0	1	2	0	0	0	1	0.0	Paul Byron	1	0	0	0	-1	0	0	0	0	0	0.0				
Alexandre Texier	2	0	0	0	0	0	0	0	0	3	0.0	Jonathan Drouin	1	0	0	0	1	0	0	0	0	2	0.0				
Nathan Gerbe	1	0	0	0	-1	0	0	0	0	2	0.0	Charles Hudon	1	0	0	0	0	0	0	0	0	1	0.0				
Scott Harrington	1	0	0	0	0	0	0	0	0	1	0.0	Jesperi Kotkaniemi	1	0	0	0	0	0	0	0	0	1	0.0				
Markus Nutivaara	1	0	0	0	0	0	0	0	0	0	0.0	Marco Scandella	1	0	0	0	0	0	0	0	0	4	0.0				
												Jordan Weal	1	0	0	0	-1	2	0	0	0	3	0.0				
												Dale Weise	1	0	0	0	-1	2	0	0	0	1	0.0				

#### GOALTENDING

COLUMBUS												MONTREAL											
GP	MIN	GA	GAA	SO	W	L	OTL	SA	SV%	GP	MIN	GA	GAA	SO	W	L	OTL	SA	SV%				
Joonas Korpisalo	1	60	2	2.00	0	1	0	0	32	.938	Carey Price	3	182	10	3.29	0	1	2	0	87	.885		
Elvis Merzlikins	2	125	5	2.40	0	1	0	1	62	.919													



# NASHVILLE PREDATORS



## NASHVILLE PREDATORS

Bridgestone Arena / 501 Broadway / Nashville, TN 37203

nashvillepredators.com / p: 615.770.2100 / @PredsNHL

### 2019-20 RESULTS (0-0-1)

DATE	RESULT	ATTN	W/L GOALTENDERS	GW GOAL
Feb. 22, 2020	at NSH 4, CBJ 3 (SO)	17,549	Juuse Saros / Elvis Merzlikins	Rocco Grimaldi
Mar. 14, 2020	at CBJ	CANCELLED		

### SERIES BREAKDOWN

GOALS BY PERIOD					SHOTS BY PERIOD						
	1ST	2ND	3RD	OT	TOTAL		1ST	2ND	3RD	OT	TOTAL
Columbus	0	3	0	0	3	Columbus	9	20	11	3	43
Nashville	2	1	0	0	3	Nashville	17	11	7	1	36

POWER PLAY				PENALTY KILLING			
	GOALS	ATTEMPTS	PCT		KILLS	ATTEMPTS	PCT
Columbus	1	2	50.0	Columbus	1	1	100.0
Nashville	0	1	0.0	Nashville	1	2	50.0

### HEAD-TO-HEAD STATS

#### SKATERS

COLUMBUS													NASHVILLE												
GP	G	A	P	+/-	PIM	PP	SH	GW	EN	S	%	GP	G	A	P	+/-	PIM	PP	SH	GW	EN	S	%		
Emil Bemstrom	1	1	0	1	0	0	1	0	0	2	50.0	Filip Forsberg	1	0	2	2	1	0	0	0	0	2	0.0		
Boone Jenner	1	1	0	1	0	0	0	0	0	7	14.3	Colton Sissons	1	1	0	1	1	2	0	0	0	6	16.7		
Eric Robinson	1	1	0	1	1	0	0	0	0	2	50.0	Mikael Granlund	1	1	0	1	2	0	0	0	0	2	50.0		
Vladislav Gavrikov	1	0	1	1	0	0	0	0	0	0	0.0	Ryan Johansen	1	1	0	1	0	0	0	0	0	1	100.0		
Nathan Gerbe	1	0	1	1	0	0	0	0	0	6	0.0	Colin Blackwell	1	0	1	1	1	0	0	0	0	2	0.0		
Jakob Lilja	1	0	1	1	1	0	0	0	0	2	0.0	Ryan Ellis	1	0	1	1	2	0	0	0	0	4	0.0		
Stefan Matteau	1	0	1	1	0	0	0	0	0	2	0.0	Calle Jarnkrok	1	0	0	0	0	0	0	0	0	1	0.0		
Markus Nutivaara	1	0	1	1	0	0	0	0	0	1	0.0	Craig Smith	1	0	0	0	0	0	0	0	0	1	0.0		
David Savard	1	0	1	1	-1	0	0	0	0	0	0.0	Matt Duchene	1	0	0	0	0	0	0	0	0	2	0.0		
Pierre-Luc Dubois	1	0	0	0	-2	2	0	0	0	5	0.0	Kyle Turris	1	0	0	0	0	0	0	0	0	1	0.0		
Nick Foligno	1	0	0	0	-2	0	0	0	0	3	0.0	Dante Fabbro	1	0	0	0	1	0	0	0	0	0	0.0		
Scott Harrington	1	0	0	0	0	0	0	0	0	3	0.0	Viktor Arvidsson	1	0	0	0	-1	2	0	0	0	1	0.0		
Riley Nash	1	0	0	0	1	0	0	0	0	1	0.0	Rocco Grimaldi	1	0	0	0	-1	0	0	0	0	2	0.0		
Gustav Nyquist	1	0	0	0	-2	0	0	0	0	2	0.0	Jarred Tinordi	1	0	0	0	-1	0	0	0	0	1	0.0		
Andrew Peeke	1	0	0	0	-1	0	0	0	0	2	0.0	Austin Watson	1	0	0	0	0	0	0	0	0	2	0.0		
Kevin Stenlund	1	0	0	0	0	0	0	0	0	2	0.0	Mattias Ekholm	1	0	0	0	0	0	0	0	0	1	0.0		
Calvin Thurkauf	1	0	0	0	0	0	0	0	0	0	0.0	Roman Josi	1	0	0	0	1	0	0	0	0	7	0.0		
Zach Werenski	1	0	0	0	0	0	0	0	0	3	0.0	Yannick Weber	1	0	0	0	-1	0	0	0	0	0	0.0		

#### GOALTENDING

COLUMBUS												NASHVILLE											
GP	MIN	GA	GAA	SO	W	L	OTL	SA	SV%	GP	MIN	GA	GAA	SO	W	L	OTL	SA	SV%				
Elvis Merzlikins	1	65	3	2.77	0	0	0	1	36	.917	Juuse Saros	1	65	3	2.77	0	1	0	43	.930			

# NEW JERSEY DEVILS



## NEW JERSEY DEVILS

Prudential Center / 25 Lafayette St. / Newark, NJ 07102

newjerseydevils.com / p: 973.757.6100 / @NJDevils

### 2019-20 RESULTS (2-0-1)

DATE	RESULT	ATTN	W/L GOALTENDERS	GW GOAL
Dec. 21, 2019	at CBJ 5, NJD 1	17,188	Joonas Korpisalo / Gilles Senn	Oliver Bjorkstrand
Jan. 18, 2020	at CBJ 5, NJD 0	18,680	Elvis Merzlikins / Cory Schneider	Cam Atkinson
Feb. 16, 2020	at NJD 4, CBJ 3 (SO)	16,514	Mackenzie Blackwood / Elvis Merzlikins	Jesper Bratt
Mar. 23, 2020	at NJD	CANCELLED		

### SERIES BREAKDOWN

GOALS BY PERIOD	1ST	2ND	3RD	OT	TOTAL	SHOTS BY PERIOD	1ST	2ND	3RD	OT	TOTAL
Columbus	5	5	3	0	13	Columbus	33	45	46	2	126
New Jersey	1	3	0	0	4	New Jersey	35	39	12	3	89

POWER PLAY	GOALS	ATTEMPTS	PCT	PENALTY KILLING	KILLS	ATTEMPTS	PCT
Columbus	0	9	0.0	Columbus	6	6	100.0
New Jersey	0	6	0.0	New Jersey	9	9	100.0

### HEAD-TO-HEAD STATS

#### SKATERS

COLUMBUS	GP	G	A	P	+/-	PIM	PP	SH	GW	EN	S	%	NEW JERSEY	GP	G	A	P	+/-	PIM	PP	SH	GW	EN	S	%	
Cam Atkinson	1	2	1	3	3	0	0	0	1	0	4	50.0	Kyle Palmieri	2	1	1	2	-1	4	0	0	0	0	5	20.0	
Oliver Bjorkstrand	2	2	1	3	1	0	0	0	1	0	9	22.2	Joey Anderson	1	1	1	2	2	0	0	0	0	0	3	33.3	
Zach Werenski	3	2	1	3	2	0	0	1	0	1	16	12.5	Kevin Rooney	2	0	2	2	1	0	0	0	0	0	2	0.0	
Gustav Nyquist	3	1	1	2	2	0	0	1	0	1	6	16.7	Will Butcher	3	1	0	1	-4	0	0	0	0	0	4	25.0	
Vladislav Gavrikov	3	1	1	2	4	0	0	0	0	0	3	33.3	Nicholas Merkley	1	1	0	1	1	0	0	0	0	0	0	2	50.0
Alexander Wennberg	2	1	1	2	3	2	0	0	0	0	4	25.0	Jesper Bratt	3	0	1	1	-1	2	0	0	0	0	5	0.0	
Seth Jones	2	0	2	2	3	0	0	0	0	0	4	0.0	Nico Hischier	3	0	1	1	-2	0	0	0	0	0	6	0.0	
Boone Jenner	3	0	2	2	2	2	0	0	0	0	13	0.0	Pavel Zacha	3	0	1	1	-4	2	0	0	0	0	4	0.0	
Pierre-Luc Dubois	3	0	2	2	2	0	0	0	0	0	5	0.0	Sami Vatanen	2	0	1	1	-3	2	0	0	0	0	4	0.0	
Eric Robinson	3	0	2	2	4	0	0	0	0	0	4	0.0	Connor Carrick	3	0	0	0	-2	2	0	0	0	0	2	0.0	
Nick Foligno	3	1	0	1	1	4	0	0	0	0	8	12.5	Nikita Gusev	3	0	0	0	-5	0	0	0	0	0	4	0.0	
Kevin Stenlund	3	1	0	1	0	0	0	0	0	0	9	11.1	Jack Hughes	3	0	0	0	-5	0	0	0	0	0	11	0.0	
Jakob Lilja	3	1	0	1	2	2	0	0	0	0	5	20.0	Damon Severson	3	0	0	0	-2	14	0	0	0	0	9	0.0	
Andrew Peeke	1	1	0	1	0	0	0	0	0	0	1	100.0	Wayne Simmonds	3	0	0	0	-5	0	0	0	0	0	2	0.0	
Dean Kukan	1	0	1	1	2	2	0	0	0	0	0	0/0	P.K. Subban	3	0	0	0	-3	0	0	0	0	0	4	0.0	
David Savard	2	0	1	1	1	0	0	0	0	0	6	0.0	Miles Wood	3	0	0	0	-4	2	0	0	0	0	8	0.0	
Markus Nutivaara	2	0	1	1	2	0	0	0	0	0	6	0.0	Travis Zajac	3	0	0	0	-3	2	0	0	0	0	2	0.0	
Alexandre Texier	1	0	1	1	1	0	0	0	0	0	0	0.0	Blake Coleman	2	0	0	0	-2	2	0	0	0	0	4	0.0	
Nathan Gerbe	2	0	1	1	1	12	0	0	0	0	5	0.0	Andy Greene	2	0	0	0	-3	0	0	0	0	0	3	0.0	
Emil Bemstrom	2	0	1	1	2	2	0	0	0	0	6	0.0	John Hayden	2	0	0	0	-2	2	0	0	0	0	1	0.0	
Sonny Milano	1	0	1	1	0	0	0	0	0	0	2	0.0	Mirco Mueller	2	0	0	0	1	0	0	0	0	0	3	0.0	
Scott Harrington	3	0	0	0	3	0	0	0	0	0	0	0.0	Jesper Boqvist	1	0	0	0	-1	0	0	0	0	0	0	0.0	
Ryan MacInnis	1	0	0	0	0	0	0	0	0	0	4	0.0	Colton White	1	0	0	0	-1	0	0	0	0	0	1	0.0	
Riley Nash	3	0	0	0	2	0	0	0	0	0	5	0.0														
Gabriel Carlsson	1	0	0	0	1	0	0	0	0	0	1	0.0														

### GOALTENDING

COLUMBUS	GP	MIN	GA	GAA	SO	W	L	OTL	SA	SV%	NEW JERSEY	GP	MIN	GA	GAA	SO	W	L	OTL	SA	SV%
Joonas Korpisalo	1	60	1	1.00	0	1	0	0	22	.955	Mackenzie Blackwood	2	93	4	2.59	0	1	0	0	69	.942
Elvis Merzlikins	2	125	3	1.44	1	1	0	1	67	.955	Gilles Senn	1	58	3	3.08	0	0	1	0	38	.921
											Cory Schneider	1	32	4	7.45	0	0	1	0	17	.765

# NEW YORK ISLANDERS



## NEW YORK ISLANDERS

Barclays Center / Nassau Coliseum

newyorkislanders.com / p: 516.501.6700 / @NYIslanders

### 2019-20 RESULTS (1-1-1)

DATE	RESULT	ATTN	W/L GOALTENDERS	GW GOAL
Oct. 19, 2019	NYI 3, at CBJ 2 (OT)	15,276	Thomas Greiss / Joonas Korpisalo	Brock Nelson
Nov. 30, 2019	at NYI 2, CBJ 0	13,433	Thomas Greiss / Elvis Merzlikins	Anders Lee
Dec. 23, 2019	CBJ 3, at NYI 2	13,917	Joonas Korpisalo / Thomas Greiss	Vladislav Gavrikov
Mar. 30, 2020	at CBJ	CANCELLED		

### SERIES BREAKDOWN

GOALS BY PERIOD	1ST	2ND	3RD	OT	TOTAL	SHOTS BY PERIOD	1ST	2ND	3RD	OT	TOTAL
Columbus	1	3	1	0	5	Columbus	31	41	38	0	110
NY Islanders	4	2	0	1	7	NY Islanders	34	33	29	2	98

POWER PLAY	GOALS	ATTEMPTS	PCT	PENALTY KILLING	KILLS	ATTEMPTS	PCT
Columbus	1	4	25.0	Columbus	2	2	100.0
NY Islanders	0	2	0.0	NY Islanders	3	4	75.0

### HEAD-TO-HEAD STATS

#### SKATERS

COLUMBUS	GP	G	A	P	+/-	PIM	PP	SH	GW	EN	S	%	NEW YORK	GP	G	A	P	+/-	PIM	PP	SH	GW	EN	S	%	
Vladislav Gavrikov	3	1	0	1	-2	0	0	0	1	0	9	11.1	Mathew Barzal	3	3	2	5	5	2	0	0	0	0	8	37.5	
Boone Jenner	3	1	0	1	-1	0	0	0	0	0	6	16.7	Anders Lee	3	2	0	2	4	0	0	0	1	0	10	20.0	
Seth Jones	3	1	0	1	0	0	0	0	0	0	10	10.0	Brock Nelson	3	1	1	2	1	0	0	0	1	0	7	14.3	
Nathan Gerbe	1	1	0	1	0	2	0	0	0	0	5	20.0	Anthony Beauvillier	3	0	2	2	1	0	0	0	0	0	0	5	0.0
Kevin Stenlund	1	1	0	1	-1	0	1	0	0	0	1	100.0	Jordan Eberle	2	0	2	2	2	2	0	0	0	0	0	3	0.0
Pierre-Luc Dubois	3	0	1	1	-1	2	0	0	0	0	10	0.0	Michael Dal Colle	2	1	0	1	0	0	0	0	0	0	0	2	50.0
Alexandre Texier	3	0	1	1	1	0	0	0	0	0	7	0.0	Josh Bailey	3	0	1	1	-1	2	0	0	0	0	0	3	0.0
Alexander Wennberg	3	0	1	1	-2	0	0	0	0	0	1	0.0	Johnny Boychuk	3	0	1	1	1	2	0	0	0	0	0	7	0.0
Zach Werenski	3	0	1	1	-1	0	0	0	0	0	5	0.0	Nick Leddy	3	0	1	1	2	0	0	0	0	0	0	4	0.0
Jakob Lilja	2	0	1	1	1	0	0	0	0	0	1	0.0	Adam Pelech	3	0	1	1	0	0	0	0	0	0	0	6	0.0
Sonny Milano	2	0	1	1	-1	0	0	0	0	0	4	0.0	Derick Brassard	3	0	0	0	-3	0	0	0	0	0	0	5	0.0
Nick Foligno	3	0	0	0	-1	0	0	0	0	0	11	0.0	Matt Martini	3	0	0	0	0	0	0	0	0	0	0	7	0.0
Dean Kukan	3	0	0	0	0	0	0	0	0	0	2	0.0	Ryan Pulock	3	0	0	0	3	0	0	0	0	0	0	5	0.0
Riley Nash	3	0	0	0	1	0	0	0	0	0	6	0.0	Devon Toews	3	0	0	0	0	0	0	0	0	0	0	8	0.0
Gustav Nyquist	3	0	0	0	-1	2	0	0	0	0	7	0.0	Casey Cizikas	2	0	0	0	0	0	0	0	0	0	0	6	0.0
David Savard	3	0	0	0	-2	0	0	0	0	0	3	0.0	Cal Clutterbuck	2	0	0	0	0	0	0	0	0	0	0	0	0.0
Cam Atkinson	2	0	0	0	-2	0	0	0	0	0	8	0.0	Tom Kuhnhackl	2	0	0	0	1	0	0	0	0	0	0	3	0.0
Emil Bemstrom	2	0	0	0	0	0	0	0	0	0	0	0.0	Scott Mayfield	2	0	0	0	0	2	0	0	0	0	0	2	0.0
Oliver Bjorkstrand	2	0	0	0	-2	0	0	0	0	0	5	0.0	Cole Bardreau	1	0	0	0	0	0	0	0	0	0	0	0	0.0
Josh Anderson	1	0	0	0	0	0	0	0	0	0	3	0.0	Noah Dobson	1	0	0	0	-1	0	0	0	0	0	0	1	0.0
Scott Harrington	1	0	0	0	0	0	0	0	0	0	3	0.0	Otto Koivu	1	0	0	0	0	0	0	0	0	0	0	1	0.0
Ryan MacInnis	1	0	0	0	0	0	0	0	0	0	1	0.0	Leo Komarov	1	0	0	0	0	0	0	0	0	0	0	1	0.0
Ryan Murray	1	0	0	0	-1	0	0	0	0	0	0	0.0	Andrew Ladd	1	0	0	0	0	0	0	0	0	0	0	1	0.0
Markus Nutivaara	1	0	0	0	1	0	0	0	0	0	1	0.0	Oliver Wahlstrom	1	0	0	0	-2	0	0	0	0	0	0	3	0.0
Eric Robinson	1	0	0	0	1	0	0	0	0	0	1	0.0														

#### GOALTENDING

COLUMBUS	GP	MIN	GA	GAA	SO	W	L	OTL	SA	SV%	COLUMBUS	GP	MIN	GA	GAA	SO	W	L	OTL	SA	SV%
Elvis Merzlikins	1	57	2	2.12	0	0	1	0	27	.926	Semyon Varlamov	1	46	0	0.00	0	0	0	0	30	1.000
Joonas Korpisalo	2	121	5	2.49	0	1	0	1	71	.930	Thomas Greiss	3	133	5	2.25	0	2	1	0	80	.938

# NEW YORK RANGERS



## NEW YORK RANGERS

Madison Square Garden / 2 Pennsylvania Plz. / New York, NY 10121  
 newyorkrangers.com / p: 212.465.6486 / @NYRangers

### 2019-20 RESULTS (1-2-0)

DATE	RESULT	ATTN	W/L GOALTENDERS	GW GOAL
Dec. 5, 2019	NYR 3, at CBJ 2	15,785	Alexandar Georgiev / Joonas Korpisalo	Artemi Panarin
Jan. 19, 2020	CBJ 2, at NYR 1	17,423	Mattis Kivlenieks / Igor Shesterkin	Oliver Bjorkstrand
Feb. 14, 2020	NYR 3, at CBJ 1	18,888	Alexandar Georgiev / Elvis Merzlikins	Chris Kreider
Mar. 24, 2020	at NYR	CANCELLED		

### SERIES BREAKDOWN

GOALS BY PERIOD						SHOTS BY PERIOD					
	1ST	2ND	3RD	OT	TOTAL		1ST	2ND	3RD	OT	TOTAL
Columbus	1	1	3	-	5	Columbus	33	41	41	-	115
NY Rangers	3	2	2	-	7	NY Rangers	28	25	26	-	79

POWER PLAY				PENALTY KILLING			
	GOALS	ATTEMPTS	PCT		KILLS	ATTEMPTS	PCT
Columbus	0	8	0.0	Columbus	4	5	80.0
NY Rangers	1	5	20.0	NY Rangers	8	8	100.0

### HEAD-TO-HEAD STATS

#### SKATERS

COLUMBUS													NEW YORK												
GP	G	A	P	+/-	PIM	PP	SH	GW	EN	S	%		GP	G	A	P	+/-	PIM	PP	SH	GW	EN	S	%	
Oliver Bjorkstrand	3	3	0	3	1	0	0	1	0	17	17.6	Jacob Trouba	3	1	2	3	-2	0	1	0	0	0	5	20.0	
Seth Jones	2	1	1	2	1	0	0	0	0	11	9.1	Chris Kreider	3	1	1	2	1	0	0	0	1	0	4	25.0	
Cam Atkinson	2	1	0	1	0	0	0	0	0	7	14.3	Artemi Panarin	3	1	1	2	2	0	0	0	1	0	11	9.1	
Pierre-Luc Dubois	3	0	1	1	1	0	0	0	0	11	0.0	Ryan Strome	3	1	1	2	2	0	0	0	0	1	6	16.7	
Nick Foligno	3	0	1	1	1	0	0	0	0	8	0.0	Adam Fox	3	0	2	2	2	0	0	0	0	0	3	0.0	
Gustav Nyquist	3	0	1	1	-3	2	0	0	0	6	0.0	Mika Zibanejad	3	0	2	2	3	0	0	0	0	0	8	0.0	
Scott Harrington	2	0	1	1	0	0	0	0	0	1	0.0	Pavel Buchnevich	3	1	0	1	-1	4	0	0	0	0	6	16.7	
Dean Kukan	1	0	1	1	-1	0	0	0	0	1	0.0	Brendan Lemieux	3	1	0	1	-1	2	0	0	0	0	3	33.3	
Emil Bemstrom	3	0	0	0	0	2	0	0	0	5	0.0	Brady Skjei	3	1	0	1	-3	4	0	0	0	0	8	12.5	
Vladislav Gavrikov	3	0	0	0	1	0	0	0	0	2	0.0	Brett Howden	3	0	1	1	-1	0	0	0	0	0	1	0.0	
Boone Jenner	3	0	0	0	-3	2	0	0	0	8	0.0	Kaapo Kakko	3	0	1	1	0	0	0	0	0	0	0	0.0	
Riley Nash	3	0	0	0	-1	0	0	0	0	2	0.0	Tony DeAngelo	2	0	1	1	1	0	0	0	0	0	4	0.0	
David Savard	3	0	0	0	-1	0	0	0	0	2	0.0	Phillip Di Giuseppe	1	0	1	1	0	0	0	0	0	0	1	0.0	
Nathan Gerbe	2	0	0	0	-1	0	0	0	0	4	0.0	Filip Chytil	3	0	0	0	-1	0	0	0	0	0	5	0.0	
Jakob Lilja	2	0	0	0	-1	0	0	0	0	2	0.0	Jesper Fast	3	0	0	0	-2	0	0	0	0	0	4	0.0	
Sonny Milano	2	0	0	0	0	0	0	0	0	3	0.0	Ryan Lindgren	3	0	0	0	2	0	0	0	0	0	4	0.0	
Markus Nutivaara	2	0	0	0	0	0	0	0	0	6	0.0	Brendan Smith	3	0	0	0	1	0	0	0	0	0	3	0.0	
Andrew Peeke	2	0	0	0	1	0	0	0	0	4	0.0	Greg McKegg	2	0	0	0	0	0	0	0	0	0	0	0.0	
Eric Robinson	2	0	0	0	0	2	0	0	0	1	0.0	Marc Staal	2	0	0	0	1	0	0	0	0	0	3	0.0	
Alexander Wennberg	2	0	0	0	0	0	0	0	0	2	0.0	Libor Hajek	1	0	0	0	0	0	0	0	0	0	0	0.0	
Zach Werenski	2	0	0	0	-2	0	0	0	0	4	0.0	Boo Nieves	1	0	0	0	1	2	0	0	0	0	0	0.0	
Josh Anderson	1	0	0	0	1	0	0	0	0	7	0.0														
Ryan Murray	1	0	0	0	0	0	0	0	0	1	0.0														
Kevin Stenlund	1	0	0	0	0	0	0	0	0	0	0.0														
Alexandre Texier	1	0	0	0	0	0	0	0	0	0	0.0														

#### GOALTENDING

COLUMBUS												NEW YORK											
GP	MIN	GA	GAA	SO	W	L	OTL	SA	SV%			GP	MIN	GA	GAA	SO	W	L	OTL	SA	SV%		
Mattis Kivlenieks	1	60	1	1.00	0	1	0	0	32	.969	Alexandar Georgiev	2	119	3	1.51	0	2	0	0	84	.964		
Elvis Merzlikins	1	59	2	2.05	0	0	1	0	27	.926	Igor Shesterkin	1	60	2	2.01	0	0	1	0	31	.935		
Joonas Korpisalo	1	59	3	3.07	0	0	1	0	19	.842													

OPPONENTS

# OTTAWA SENATORS



## OTTAWA SENATORS

Canadian Tire Centre / 1000 Palladium Dr. / Ottawa, ON K2V 1A5

ottawasenators.com / p: 613.599.0250 / @Senators

### 2019-20 RESULTS (2-0-1)

DATE	RESULT	ATTN	W/L GOALTENDERS	GW GOAL
Nov. 25, 2019	at CBJ 1, OTT 0	14,730	Joonas Korpišalo / Craig Anderson	Oliver Bjorkstrand
Dec. 14, 2019	at OTT 4, CBJ 3 (OT)	11,020	Anders Nilsson / Joonas Korpišalo	Anthony Duclair
Feb. 24, 2020	at CBJ 4, OTT 3 (OT)	17,518	Joonas Korpišalo / Marcus Hogberg	Emil Bemstrom

### SERIES BREAKDOWN

GOALS BY PERIOD					SHOTS BY PERIOD						
	1ST	2ND	3RD	OT	TOTAL		1ST	2ND	3RD	OT	TOTAL
Columbus	2	1	4	1	8	Columbus	32	23	42	8	105
Ottawa	3	2	1	1	7	Ottawa	27	33	22	3	85

POWER PLAY				PENALTY KILLING			
	GOALS	ATTEMPTS	PCT		KILLS	ATTEMPTS	PCT
Columbus	0	8	0.0	Columbus	4	6	66.7
Ottawa	2	6	33.3	Ottawa	8	8	100.0

### HEAD-TO-HEAD STATS

#### SKATERS

COLUMBUS														OTTAWA													
GP	G	A	P	+/-	PIM	PP	SH	GW	EN	S	%	GP	G	A	P	+/-	PIM	PP	SH	GW	EN	S	%				
Pierre-Luc Dubois	3	0	3	3	1	2	0	0	0	5	0.0	Connor Brown	3	3	0	3	2	2	1	0	0	10	30.0				
Boone Jenner	3	0	3	3	2	2	0	0	0	5	0.0	Anthony Duclair	3	3	0	3	0	2	1	0	1	0	9	33.3			
Nick Foligno	3	2	0	2	1	2	0	0	0	10	20.0	Artem Anisimov	2	0	2	2	0	0	0	0	0	0	3	0.0			
Alexandre Texier	2	2	0	2	3	0	0	0	0	4	50.0	Colin White	3	1	0	1	-2	2	0	0	0	0	8	12.5			
Gustav Nyquist	3	0	2	2	2	0	0	0	0	5	0.0	Thomas Chabot	3	0	1	1	0	0	0	0	0	0	8	0.0			
Eric Robinson	3	0	2	2	1	0	0	0	0	1	0.0	Ron Hainsey	3	0	1	1	3	0	0	0	0	0	2	0.0			
Zach Werenski	2	0	2	2	1	2	0	0	0	6	0.0	Chris Tierney	3	0	1	1	-2	0	0	0	0	0	3	0.0			
Cam Atkinson	2	1	0	1	0	0	0	0	0	6	16.7	Nikita Zaitsev	3	0	1	1	-2	0	0	0	0	0	5	0.0			
Emil Bemstrom	2	1	0	1	0	0	0	1	0	1	100.0	Logan Brown	2	0	1	1	-1	0	0	0	0	0	0	0.0			
Oliver Bjorkstrand	2	1	0	1	0	0	0	1	0	8	12.5	Jean-Gabriel Pageau	2	0	1	1	1	0	0	0	0	0	6	0.0			
Stefan Matteau	1	1	0	1	0	0	0	0	0	5	20.0	Jayce Hawryluk	1	0	1	1	0	0	0	0	0	0	4	0.0			
Vladislav Gavrikov	3	0	1	1	1	0	0	0	0	5	0.0	Christian Jaros	1	0	1	1	0	0	0	0	0	0	0	0.0			
Ryan Murray	2	0	1	1	1	0	0	0	0	1	0.0	Matthew Peca	1	0	1	1	0	0	0	0	0	0	1	0.0			
Scott Harrington	1	0	1	1	1	0	0	0	0	1	0.0	Mike Reilly	1	0	1	1	-2	0	0	0	0	0	1	0.0			
Kevin Stenlund	1	0	1	1	1	0	0	0	0	3	0.0	Nick Paul	3	0	0	0	-1	2	0	0	0	0	4	0.0			
David Savard	3	0	0	0	2	0	0	0	0	9	0.0	Brady Tkachuk	3	0	0	0	-3	0	0	0	0	0	9	0.0			
Josh Anderson	2	0	0	0	0	5	0	0	0	2	0.0	Mikkel Boedker	2	0	0	0	-2	0	0	0	0	0	2	0.0			
Seth Jones	2	0	0	0	-1	2	0	0	0	5	0.0	Mark Borowiecki	2	0	0	0	-2	5	0	0	0	0	2	0.0			
Dean Kukan	2	0	0	0	-2	0	0	0	0	3	0.0	Tyler Ennis	2	0	0	0	1	2	0	0	0	0	2	0.0			
Sonny Milano	2	0	0	0	0	0	0	0	0	2	0.0	Maxime Lajoie	2	0	0	0	-1	0	0	0	0	0	1	0.0			
Riley Nash	2	0	0	0	-2	0	0	0	0	1	0.0	J.C. Beaudin	1	0	0	0	0	0	0	0	0	0	1	0.0			
Andrew Peeke	2	0	0	0	3	0	0	0	0	3	0.0	Filip Chlapik	1	0	0	0	0	0	0	0	0	0	1	0.0			
Alexander Wennberg	2	0	0	0	-1	2	0	0	0	4	0.0	Jonathan Davidsson	1	0	0	0	-1	0	0	0	0	0	0	0.0			
Nathan Gerbe	1	0	0	0	1	0	0	0	0	3	0.0	Dylan DeMelo	1	0	0	0	-1	0	0	0	0	0	0	0.0			
Jakob Lilja	1	0	0	0	-1	0	0	0	0	0	0.0	Andreas Englund	1	0	0	0	0	0	0	0	0	0	0	0.0			
Markus Nutivaara	1	0	0	0	-1	0	0	0	0	6	0.0	Cody Goloubeuf	1	0	0	0	0	0	0	0	0	0	1	0.0			
Calvin Thurkauf	1	0	0	0	0	0	0	0	0	1	0.0	Vladislav Namestnikov	1	0	0	0	0	0	0	0	0	0	1	0.0			
												Scott Sabourin	1	0	0	0	0	0	0	0	0	0	1	0.0			

#### GOALTENDING

COLUMBUS											OTTAWA										
GP	MIN	GA	GAA	SO	W	L	OTL	SA	SV%	GP	MIN	GA	GAA	SO	W	L	OTL	SA	SV%		
Joonas Korpišalo	3	135	3	1.33	1	2	0	1	59	.949	Craig Anderson	1	58	1	1.04	0	0	1	0	19	.947
Elvis Merzlikins	2	51	4	4.68	0	0	0	0	26	.846	Anders Nilsson	1	62	3	2.91	0	1	0	0	41	.927
											Marcus Hogberg	1	65	4	3.72	0	0	0	1	45	.911

# PHILADELPHIA FLYERS



## PHILADELPHIA FLYERS

Wells Fargo Center / 3601 S. Broad St. / Philadelphia, PA 19148  
 philadelphiaflyers.com / p: 215.465.4500 / @NHLFlyers

### 2019-20 RESULTS (0-3-1)

DATE	RESULT	ATTN	W/L GOALTENDERS	GWG GOAL
Oct. 26, 2019	at PHI 7, CBJ 4	17,840	Brian Elliott / Joonas Korpi	Kevin Hayes
Nov. 27, 2019	PHI 3, at CBJ 2	14,975	Brian Elliott / Joonas Korpi	Claude Giroux
Feb. 18, 2020	at PHI 5, CBJ 1	18,273	Carter Hart / Elvis Merzlikins	Sean Couturier
Feb. 20, 2020	PHI 4, at CBJ 3 (OT)	18,365	Brian Elliott / Elvis Merzlikins	Kevin Hayes

### SERIES BREAKDOWN

GOALS BY PERIOD					SHOTS BY PERIOD						
	1ST	2ND	3RD	OT	TOTAL		1ST	2ND	3RD	OT	TOTAL
Columbus	5	4	1	0	10	Columbus	28	41	44	3	116
Philadelphia	5	6	7	1	19	Philadelphia	33	40	39	4	116

POWER PLAY				PENALTY KILLING			
	GOALS	ATTEMPTS	PCT		KILLS	ATTEMPTS	PCT
Columbus	1	12	8.3	Columbus	6	11	54.5
Philadelphia	5	11	45.5	Philadelphia	11	12	91.7

### HEAD-TO-HEAD STATS

#### SKATERS

COLUMBUS														PHILADELPHIA													
GP	G	A	P	+/-	PIM	PP	SH	GW	EN	S	%	GP	G	A	P	+/-	PIM	PP	SH	GW	EN	S	%				
Oliver Bjorkstrand	4	2	2	4	-1	2	1	0	0	10	20.0	Travis Konecny	4	3	5	8	-2	2	1	0	0	11	27.3				
Nick Foligno	4	2	1	3	-2	6	0	0	0	9	22.2	Kevin Hayes	4	3	4	7	4	2	0	1	2	10	30.0				
Boone Jenner	4	2	1	3	2	10	0	0	0	8	25.0	Claude Giroux	4	2	3	5	3	0	2	0	1	13	15.4				
Sonny Milano	3	0	3	3	1	2	0	0	0	3	0.0	Jakub Voracek	4	2	3	5	2	0	1	0	0	8	25.0				
Josh Anderson	2	1	1	2	0	2	0	0	0	5	20.0	James van Riemsdyk	4	2	2	4	3	0	1	0	0	5	40.0				
Seth Jones	2	1	1	2	0	2	0	0	0	6	16.7	Michael Raffl	4	1	2	3	4	0	0	0	1	2	50.0				
Emil Bemstrom	4	0	2	2	-5	0	0	0	0	5	0.0	Joel Farabee	4	0	3	3	2	0	0	0	0	8	0.0				
Vladislav Gavrikov	4	0	2	2	-1	0	0	0	0	8	0.0	Ivan Provorov	4	0	3	3	2	0	0	0	0	8	0.0				
Gustav Nyquist	4	0	2	2	0	2	0	0	0	10	0.0	Sean Couturier	4	1	1	2	-4	6	0	0	1	8	12.5				
Zach Werenski	4	0	2	2	2	0	0	0	0	10	0.0	Philippe Myers	3	1	1	2	3	0	0	0	0	5	20.0				
Markus Nutivaara	2	0	2	2	1	0	0	0	0	2	0.0	Nicolas Aube-Kubel	2	1	1	2	2	2	0	0	0	2	50.0				
Pierre-Luc Dubois	4	1	0	1	-2	2	0	0	0	9	11.1	Shayne Gostisbehere	1	1	1	2	0	2	0	0	0	4	25.0				
Stefan Matteau	1	1	0	1	1	0	0	0	0	4	25.0	Matt Niskanen	4	0	2	2	1	2	0	0	0	7	0.0				
Dean Kukan	2	0	1	1	1	2	0	0	0	5	0.0	Travis Sanheim	4	0	2	2	6	4	0	0	0	2	0.0				
David Savard	4	0	0	0	-4	0	0	0	0	2	0.0	Scott Laughton	4	1	0	1	-1	0	0	0	0	4	25.0				
Riley Nash	3	0	0	0	0	0	0	0	0	0	0.0	Tyler Pitlick	3	1	0	1	1	2	0	0	0	3	33.3				
Eric Robinson	3	0	0	0	0	0	0	0	0	4	0.0	Robert Hagg	4	0	1	1	-3	2	0	0	0	1	0.0				
Cam Atkinson	2	0	0	0	-2	0	0	0	0	3	0.0	Justin Braun	3	0	0	0	1	2	0	0	0	7	0.0				
Nathan Gerbe	2	0	0	0	-2	2	0	0	0	3	0.0	Connor Bunnaman	2	0	0	0	2	0	0	0	0	1	0.0				
Scott Harrington	2	0	0	0	-2	0	0	0	0	1	0.0	Oskar Lindblom	2	0	0	0	-3	0	0	0	0	3	0.0				
Jakob Lilja	2	0	0	0	0	0	0	0	0	0	0.0	Mark Friedman	1	0	0	0	-1	0	0	0	0	1	0.0				
Ryan Murray	2	0	0	0	-2	0	0	0	0	2	0.0	Morgan Frost	1	0	0	0	-1	0	0	0	0	3	0.0				
Andrew Peeke	2	0	0	0	-3	0	0	0	0	4	0.0	Chris Stewart	1	0	0	0	0	0	0	0	0	0	0.0				
Kevin Stenlund	2	0	0	0	-2	0	0	0	0	2	0.0	Mikhail Vorobyev	1	0	0	0	0	0	0	0	0	0	0.0				
Alexandre Texier	2	0	0	0	-2	0	0	0	0	0	0.0																
Alexander Wennberg	2	0	0	0	-1	4	0	0	0	1	0.0																

#### GOALTENDING

COLUMBUS											PHILADELPHIA										
GP	MIN	GA	GAA	SO	W	L	OTL	SA	SV%	GP	MIN	GA	GAA	SO	W	L	OTL	SA	SV%		
Matiss Kivlenieks	1	16	1	3.67	0	0	0	3	.667	Carter Hart	1	60	1	1.00	0	1	0	0	29	.966	
Elvis Merzlikins	2	108	8	4.46	0	0	1	45	.822	Brian Elliott	3	184	9	2.94	0	3	0	0	87	.897	
Joonas Korpi	2	117	9	4.62	0	0	2	67	.866												

OPPONENTS

# PITTSBURGH PENGUINS



## PITTSBURGH PENGUINS

PPG Paints Arena / 1001 Fifth Ave. / Pittsburgh, PA 15219  
 pittsburghpenguins.com / p: 412.642.1300 / @penguins

### 2019-20 RESULTS (1-1-1)

DATE	RESULT	ATTN	W/L GOALTENDERS	GW GOAL
Oct. 5, 2019	at PIT 7, CBJ 2	18,595	Matt Murray / Elvis Merzlikins	Jared McCann
Nov. 29, 2019	at CBJ 5, PIT 2	17,402	Joonas Korpišalo / Tristan Jarry	Gustav Nyquist
Dec. 12, 2019	at PIT 1, CBJ 0 (OT)	18,415	Tristan Jarry / Joonas Korpišalo	Bryan Rust
Mar. 12, 2020	at CBJ	CANCELLED		

### SERIES BREAKDOWN

GOALS BY PERIOD	1ST	2ND	3RD	OT	TOTAL	SHOTS BY PERIOD	1ST	2ND	3RD	OT	TOTAL
Columbus	1	4	2	0	7	Columbus	31	28	18	0	77
Pittsburgh	1	5	3	1	10	Pittsburgh	25	36	40	2	103

POWER PLAY	GOALS	ATTEMPTS	PCT	PENALTY KILLING	KILLS	ATTEMPTS	PCT
Columbus	2	6	33.3	Columbus	9	11	81.8
Pittsburgh	2	11	18.2	Pittsburgh	4	6	66.7

### HEAD-TO-HEAD STATS

#### SKATERS

COLUMBUS	GP	G	A	P	+/-	PIM	PP	SH	GW	EN	S	%	PITTSBURGH	GP	G	A	P	+/-	PIM	PP	SH	GW	EN	S	%
Gustav Nyquist	3	4	0	4	1	2	1	0	1	1	10	40.0	Jake Guentzel	3	1	3	4	0	2	0	0	0	13	7.7	
Nick Foligno	3	2	1	3	-1	2	1	0	0	0	9	22.2	Kris Letang	3	2	1	3	0	0	1	0	0	12	16.7	
Zach Werenski	2	1	1	2	0	0	0	0	0	0	6	16.7	Jared McCann	3	2	1	3	1	0	0	0	1	0	5	40.0
Riley Nash	3	0	2	2	1	2	0	0	0	0	1	0.0	Patric Hornqvist	2	2	0	2	2	0	0	0	0	0	9	22.2
Josh Anderson	3	0	1	1	-3	4	0	0	0	0	5	0.0	Alex Galchenyuk	3	0	2	2	1	2	0	0	0	0	7	0.0
Oliver Bjorkstrand	3	0	1	1	0	0	0	0	0	0	7	0.0	Evgeni Malkin	2	0	2	2	0	0	0	0	0	0	2	0.0
Pierre-Luc Dubois	3	0	1	1	-1	11	0	0	0	0	4	0.0	Sidney Crosby	1	0	2	2	1	5	0	0	0	0	2	0.0
Seth Jones	3	0	1	1	0	2	0	0	0	0	2	0.0	Teddy Blueger	3	1	0	1	1	0	0	0	0	0	4	25.0
David Savard	3	0	1	1	-2	0	0	0	0	0	2	0.0	Marcus Pettersson	3	1	0	1	-1	2	0	0	0	0	3	33.3
Alexander Wennberg	3	0	1	1	0	0	0	0	0	0	1	0.0	Bryan Rust	1	1	0	1	0	0	1	0	1	0	6	16.7
Cam Atkinson	3	0	0	0	-1	0	0	0	0	0	6	0.0	Jack Johnson	3	0	1	1	5	0	0	0	0	0	5	0.0
Vladislav Gavrikov	3	0	0	0	-2	0	0	0	0	0	2	0.0	Dominik Kahun	3	0	1	1	1	2	0	0	0	0	3	0.0
Boone Jenner	3	0	0	0	-3	0	0	0	0	0	3	0.0	Dominik Simon	3	0	1	1	-1	0	0	0	0	0	6	0.0
Dean Kukan	3	0	0	0	-1	0	0	0	0	0	3	0.0	Brandon Tanev	3	0	1	1	1	0	0	0	0	0	4	0.0
Ryan Murray	3	0	0	0	-1	0	0	0	0	0	6	0.0	Justin Schultz	2	0	1	1	-1	0	0	0	0	0	5	0.0
Alexandre Texier	3	0	0	0	-1	0	0	0	0	0	4	0.0	Zach Aston-Reese	3	0	0	0	0	0	0	0	0	0	3	0.0
Emil Bemstrom	2	0	0	0	-1	0	0	0	0	0	1	0.0	Brian Dumoulin	2	0	0	0	1	2	0	0	0	0	2	0.0
Sonny Milano	2	0	0	0	0	2	0	0	0	0	2	0.0	Sam Lafferty	2	0	0	0	0	2	0	0	0	0	1	0.0
Jakob Lilja	1	0	0	0	0	0	0	0	0	0	1	0.0	John Marino	2	0	0	0	1	0	0	0	0	0	3	0.0
Andrew Peeke	1	0	0	0	0	2	0	0	0	0	1	0.0	Nick Bjugstad	1	0	0	0	0	0	0	0	0	0	1	0.0
Eric Robinson	1	0	0	0	0	0	0	0	0	0	1	0.0	Joseph Blandisi	1	0	0	0	0	0	0	0	0	0	1	0.0
													Erik Gudbranson	1	0	0	0	3	0	0	0	0	0	1	0.0
													Stefan Noesen	1	0	0	0	0	0	0	0	0	0	1	0.0
													Juuso Riikola	1	0	0	0	0	0	0	0	0	0	2	0.0
													Chad Ruhwedel	1	0	0	0	0	0	0	0	0	0	1	0.0
													Zach Trotman	1	0	0	0	-1	0	0	0	0	0	1	0.0

#### GOALTENDING

COLUMBUS	GP	MIN	GA	GAA	SO	W	L	OTL	SA	SV%	PITTSBURGH	GP	MIN	GA	GAA	SO	W	L	OTL	SA	SV%
Joonas Korpišalo	2	123	3	1.47	0	1	0	1	63	.952	Matt Murray	1	60	2	2.00	0	1	0	0	30	.933
Elvis Merzlikins	1	60	7	7.00	0	0	1	0	40	.825	Tristan Jarry	2	120	4	2.00	0	1	1	0	46	.913

# SAN JOSE SHARKS



## SAN JOSE SHARKS

SAP Center at San Jose / 525 W. Santa Clara St. / San Jose, CA 95113

sanjosharks.com / p: 408.287.7070 / @SanJoseSharks

### 2019-20 RESULTS (0-2-0)

DATE	RESULT	ATTN	W/L GOALTENDERS	GW GOAL
Jan. 4, 2020	SJS 3, at CBJ 2	18,874	Aaron Dell / Elvis Merzlikins	Kevin Labanc
Jan. 9, 2020	at SJS 3, CBJ 1	17,085	Aaron Dell / Elvis Merzlikins	Joe Thornton

### SERIES BREAKDOWN

GOALS BY PERIOD						SHOTS BY PERIOD					
	1ST	2ND	3RD	OT	TOTAL		1ST	2ND	3RD	OT	TOTAL
Columbus	0	2	1	-	3	Columbus	21	19	14	-	54
San Jose	0	4	2	-	6	San Jose	26	15	20	-	61

POWER PLAY				PENALTY KILLING			
	GOALS	ATTEMPTS	PCT		KILLS	ATTEMPTS	PCT
Columbus	0	4	0.0	Columbus	3	4	75.0
San Jose	1	4	25.0	San Jose	4	4	100.0

### HEAD-TO-HEAD STATS

#### SKATERS

COLUMBUS													SAN JOSE												
GP	G	A	P	+/-	PIM	PP	SH	GW	EN	S	%	GP	G	A	P	+/-	PIM	PP	SH	GW	EN	S	%		
Zach Werenski	2	2	0	2	1	0	0	0	0	11	18.2	Kevin Labanc	2	2	1	3	3	0	0	0	1	0	6	33.3	
Sonny Milano	2	1	1	2	0	0	0	0	0	4	25.0	Barclay Goodrow	2	1	1	2	1	2	0	0	0	0	5	20.0	
Nick Foligno	2	0	1	1	1	7	0	0	0	2	0.0	Evander Kane	2	1	1	2	3	2	0	0	0	0	5	20.0	
Boone Jenner	2	0	1	1	1	2	0	0	0	3	0.0	Joe Thornton	2	1	1	2	0	2	1	0	1	0	2	50.0	
Seth Jones	2	0	1	1	0	0	0	0	0	3	0.0	Tomas Hertl	2	0	2	2	1	0	0	0	0	0	3	0.0	
Pierre-Luc Dubois	2	0	0	0	-2	0	0	0	0	4	0.0	Erik Karlsson	2	0	2	2	2	0	0	0	0	0	0	9	0.0
Vladislav Gavrikov	2	0	0	0	-2	2	0	0	0	3	0.0	Brent Burns	2	1	0	1	-1	0	0	0	0	0	10	10.0	
Nathan Gerbe	2	0	0	0	-4	0	0	0	0	1	0.0	Brenden Dillon	2	0	1	1	-1	5	0	0	0	0	1	0.0	
Scott Harrington	2	0	0	0	-1	0	0	0	0	4	0.0	Timo Meier	2	0	1	1	1	0	0	0	0	0	2	0.0	
Jakob Lilja	2	0	0	0	0	0	0	0	0	0	0.0	Radim Simek	2	0	1	1	1	2	0	0	0	0	3	0.0	
Riley Nash	2	0	0	0	-1	0	0	0	0	1	0.0	Mario Ferraro	2	0	0	0	1	0	0	0	0	0	2	0.0	
Gustav Nyquist	2	0	0	0	1	2	0	0	0	2	0.0	Melker Karlsson	2	0	0	0	0	0	0	0	0	0	0	0.0	
Eric Robinson	2	0	0	0	0	0	0	0	0	3	0.0	Joel Kellman	2	0	0	0	0	0	0	0	0	0	2	0.0	
David Savard	2	0	0	0	-2	0	0	0	0	6	0.0	Patrick Marleau	2	0	0	0	-1	0	0	0	0	0	2	0.0	
Kevin Stenlund	2	0	0	0	0	0	0	0	0	4	0.0	Stefan Noesen	2	0	0	0	0	0	0	0	0	0	2	0.0	
Alexander Wennberg	2	0	0	0	-1	0	0	0	0	0	0.0	Marcus Sorensen	2	0	0	0	0	0	0	0	0	0	1	0.0	
Emil Bemstrom	1	0	0	0	0	0	0	0	0	2	0.0	Marc-Edouard Vlasic	2	0	0	0	2	0	0	0	0	0	3	0.0	
Gabriel Carlsson	1	0	0	0	0	0	0	0	0	1	0.0	Logan Couture	1	0	0	0	-2	0	0	0	0	0	2	0.0	
Ryan MacInnis	1	0	0	0	0	0	0	0	0	0	0.0	Antti Suomela	1	0	0	0	0	0	0	0	0	0	1	0.0	
Markus Nutivaara	1	0	0	0	0	0	0	0	0	0	0.0														

#### GOALTENDING

COLUMBUS												SAN JOSE											
GP	MIN	GA	GAA	SO	W	L	OTL	SA	SV%	GP	MIN	GA	GAA	SO	W	L	OTL	SA	SV%				
Elvis Merzlikins	2	114	6	3.16	0	0	2	0	61	.902	Aaron Dell	2	120	3	1.50	0	2	0	0	54	.944		

OPPONENTS



# ST. LOUIS BLUES



## ST. LOUIS BLUES

Enterprise Center / 1401 Clark Ave. at Brett Hull Way / St. Louis, MO 63103  
 stlouisblues.com / p: 314.622.2500 / @StLouisBlues

### 2019-20 RESULTS (1-0-1)

DATE	RESULT	ATTN	W/L GOALTENDERS	GW GOAL
Nov. 1, 2019	at STL 4, CBJ 3 (OT)	18,096	Jordan Binnington / Elvis Merzlikins	David Perron
Nov. 15, 2019	at CBJ 3, STL 2 (OT)	18,505	Joonas Korpišalo / Jake Allen	Zach Werenski

### SERIES BREAKDOWN

GOALS BY PERIOD					SHOTS BY PERIOD						
	1ST	2ND	3RD	OT	TOTAL		1ST	2ND	3RD	OT	TOTAL
Columbus	2	2	1	1	6	Columbus	25	21	19	4	69
St. Louis	2	3	0	1	6	St. Louis	17	19	16	2	54

POWER PLAY				PENALTY KILLING			
	GOALS	ATTEMPTS	PCT		KILLS	ATTEMPTS	PCT
Columbus	2	6	33.3	Columbus	4	7	57.1
St. Louis	3	7	42.9	St. Louis	4	6	66.7

### HEAD-TO-HEAD STATS

#### SKATERS

COLUMBUS													ST. LOUIS												
GP	G	A	P	+/-	PIM	PP	SH	GW	EN	S	%	GP	G	A	P	+/-	PIM	PP	SH	GW	EN	S	%		
Pierre-Luc Dubois	2	2	1	3	2	0	0	0	0	6	33.3	David Perron	2	1	2	3	-1	0	1	0	1	0	2	50.0	
Oliver Bjorkstrand	2	1	1	2	3	2	1	0	0	6	16.7	Brayden Schenn	2	2	0	2	-1	2	2	0	0	0	4	50.0	
Sonny Milano	2	1	1	2	2	4	0	0	0	4	25.0	Mackenzie MacEachern	2	1	1	2	1	0	0	0	0	0	3	33.3	
Cam Atkinson	2	0	2	2	-1	0	0	0	0	5	0.0	Oskar Sundqvist	2	1	1	2	1	0	0	0	0	0	5	20.0	
Vladislav Gavrikov	2	1	0	1	1	2	0	0	0	3	33.3	Jaden Schwartz	2	0	2	2	-1	0	0	0	0	0	0	5	0.0
Zach Werenski	2	1	0	1	1	0	1	0	1	6	16.7	Robert Thomas	2	1	0	1	1	0	0	0	0	0	7	14.3	
Emil Bemstrom	2	0	1	1	0	0	0	0	0	3	0.0	Ivan Barbashev	2	0	1	1	1	0	0	0	0	0	2	0.0	
Scott Harrington	2	0	1	1	0	0	0	0	0	3	0.0	Tyler Bozak	2	0	1	1	0	0	0	0	0	0	0	0.0	
Seth Jones	2	0	1	1	1	0	0	0	0	2	0.0	Ryan O'Reilly	2	0	1	1	-1	0	0	0	0	0	4	0.0	
Gustav Nyquist	2	0	1	1	1	2	0	0	0	3	0.0	Alex Pietrangelo	2	0	1	1	0	0	0	0	0	0	4	0.0	
Alexander Wennberg	2	0	1	1	1	0	0	0	0	5	0.0	Zach Sanford	2	0	1	1	0	2	0	0	0	0	5	0.0	
Josh Anderson	2	0	0	0	-1	0	0	0	0	7	0.0	Sammy Blais	2	0	0	0	-2	2	0	0	0	0	2	0.0	
Boone Jenner	2	0	0	0	-1	0	0	0	0	5	0.0	Jay Bouwmeester	2	0	0	0	1	0	0	0	0	0	4	0.0	
Dean Kukan	2	0	0	0	-1	0	0	0	0	5	0.0	Vince Dunn	2	0	0	0	-1	0	0	0	0	0	3	0.0	
Riley Nash	2	0	0	0	-1	0	0	0	0	2	0.0	Justin Faulk	2	0	0	0	-1	0	0	0	0	0	3	0.0	
David Savard	2	0	0	0	0	0	0	0	0	1	0.0	Carl Gunnarsson	2	0	0	0	0	0	0	0	0	0	0	0.0	
Nick Foligno	1	0	0	0	-1	0	0	0	0	1	0.0	Colton Parayko	2	0	0	0	-1	0	0	0	0	0	1	0.0	
Jakob Lilja	1	0	0	0	0	0	0	0	0	2	0.0	Jacob de la Rose	1	0	0	0	-1	0	0	0	0	0	0	0.0	
Eric Robinson	1	0	0	0	-1	2	0	0	0	0	0.0	Alexander Steen	1	0	0	0	0	2	0	0	0	0	0	0.0	
Alexandre Texier	1	0	0	0	0	0	0	0	0	0	0.0														

#### GOALTENDING

COLUMBUS											ST. LOUIS										
GP	MIN	GA	GAA	SO	W	L	OTL	SA	SV%	GP	MIN	GA	GAA	SO	W	L	OTL	SA	SV%		
Joonas Korpišalo	1	64	2	1.89	0	1	0	0	27	.926	Jake Allen	1	64	3	2.83	0	0	1	39	.923	
Elvis Merzlikins	1	60	4	3.99	0	0	0	1	27	.852	Jordan Binnington	1	60	3	3.02	0	1	0	30	.900	

# TAMPA BAY LIGHTNING



## TAMPA BAY LIGHTNING

Amalie Arena / 401 Channelside Dr. / Tampa, FL 33602  
 tampabaylightning.com / p: 813.301.6500 / @TBLighting

### 2019-20 RESULTS (0-0-1)

DATE	RESULT	ATTN	W/L GOALTENDERS	GW GOAL
Feb. 10, 2020	TBL 2, at CBJ 1 (OT)	17,131	Curtis McElhinney / Elvis Merzlikins	Nikita Kucherov
Mar. 27, 2020	at TBL	CANCELLED		
Apr. 2, 2020	at CBJ	CANCELLED		

### SERIES BREAKDOWN

GOALS BY PERIOD					SHOTS BY PERIOD						
	1ST	2ND	3RD	OT	TOTAL		1ST	2ND	3RD	OT	TOTAL
Columbus	0	1	0	0	1	Columbus	8	15	9	0	32
Tampa Bay	1	0	0	1	2	Tampa Bay	12	6	11	1	30

POWER PLAY				PENALTY KILLING			
	GOALS	ATTEMPTS	PCT		KILLS	ATTEMPTS	PCT
Columbus	0	3	0.0	Columbus	3	3	100.0
Tampa Bay	0	3	0.0	Tampa Bay	3	3	100.0

### HEAD-TO-HEAD STATS

#### SKATERS

COLUMBUS													TAMPA BAY												
GP	G	A	P	+/-	PIM	PP	SH	GW	EN	S	%	GP	G	A	P	+/-	PIM	PP	SH	GW	EN	S	%		
Oliver Bjorkstrand	1	1	0	1	1	0	0	0	0	4	25.0	Nikita Kucherov	1	2	0	2	2	0	0	1	0	8	25.0		
Emil Bemstrom	1	0	1	1	1	0	0	0	0	3	0.0	Brayden Point	1	0	2	2	2	0	0	0	0	2	0.0		
Pierre-Luc Dubois	1	0	1	1	0	6	0	0	0	2	0.0	Victor Hedman	1	0	1	1	1	0	0	0	0	2	0.0		
Nick Foligno	1	0	0	0	-2	2	0	0	0	1	0.0	Mikhail Sergachev	1	0	1	1	1	0	0	0	0	3	0.0		
Liam Foudy	1	0	0	0	0	0	0	0	0	2	0.0	Erik Cernak	1	0	0	0	-1	0	0	0	0	5	0.0		
Vladislav Gavrikov	1	0	0	0	-1	0	0	0	0	1	0.0	Anthony Cirelli	1	0	0	0	0	0	0	0	0	4	0.0		
Nathan Gerbe	1	0	0	0	0	2	0	0	0	1	0.0	Braydon Coburn	1	0	0	0	0	0	0	0	0	0	0.0		
Scott Harrington	1	0	0	0	1	0	0	0	0	1	0.0	Yanni Gourde	1	0	0	0	-1	0	0	0	0	1	0.0		
Boone Jenner	1	0	0	0	0	0	0	0	0	1	0.0	Tyler Johnson	1	0	0	0	0	0	0	0	0	1	0.0		
Sonny Milano	1	0	0	0	0	0	0	0	0	3	0.0	Mathieu Joseph	1	0	0	0	0	0	0	0	0	0	0.0		
Riley Nash	1	0	0	0	0	0	0	0	0	2	0.0	Alex Killorn	1	0	0	0	0	0	0	0	0	0	0.0		
Markus Nutivaara	1	0	0	0	0	0	0	0	0	0	0.0	Pat Maroon	1	0	0	0	0	2	0	0	0	0	0.0		
Gustav Nyquist	1	0	0	0	-1	0	0	0	0	2	0.0	Ondrej Palat	1	0	0	0	0	0	0	0	0	1	0.0		
Andrew Peeke	1	0	0	0	0	0	0	0	0	1	0.0	Cedric Paquette	1	0	0	0	0	0	0	0	0	0	0.0		
Eric Robinson	1	0	0	0	0	0	0	0	0	2	0.0	Luke Schenn	1	0	0	0	0	4	0	0	0	1	0.0		
David Savard	1	0	0	0	0	0	0	0	0	0	0.0	Kevin Shattenkirk	1	0	0	0	0	2	0	0	0	2	0.0		
Kevin Stenlund	1	0	0	0	0	0	0	0	0	1	0.0	Mitchell Stephens	1	0	0	0	-1	0	0	0	0	0	0.0		
Zach Werenski	1	0	0	0	-1	0	0	0	0	5	0.0	Carter Verhaeghe	1	0	0	0	-1	2	0	0	0	0	0.0		

#### GOALTENDING

COLUMBUS												TAMPA BAY											
GP	MIN	GA	GAA	SO	W	L	OTL	SA	SV%	GP	MIN	GA	GAA	SO	W	L	OTL	SA	SV%				
Elvis Merzlikins	1	61	2	1.98	0	0	0	1	30	.933	Curtis McElhinney	1	61	1	0.99	0	1	0	0	32	.969		

OPPONENTS

# TORONTO MAPLE LEAFS



## TORONTO MAPLE LEAFS

Scotiabank Arena / 40 Bay St. / Toronto, ON M5J 2X2  
torontomapleleafs.com / p: 416.815.5700 / @MapleLeafs

### 2019-20 RESULTS (1-1-0)

DATE	RESULT	ATTN	W/L GOALTENDERS	GW GOAL
Oct. 4, 2019	TOR 4, at CBJ 1	18,776	Frederik Andersen / Joonas Korpisalo	Cody Ceci
Oct. 21, 2019	CBJ 4, at TOR 3 (OT)	18,898	Joonas Korpisalo / Frederik Andersen	Gustav Nyquist
Mar. 21, 2020	at TOR	CANCELLED		

### SERIES BREAKDOWN

GOALS BY PERIOD					SHOTS BY PERIOD						
	1ST	2ND	3RD	OT	TOTAL		1ST	2ND	3RD	OT	TOTAL
Columbus	2	1	1	1	5	Columbus	18	26	19	4	67
Toronto	3	2	2	0	7	Toronto	23	21	16	0	60

POWER PLAY				PENALTY KILLING			
	GOALS	ATTEMPTS	PCT		KILLS	ATTEMPTS	PCT
Columbus	2	10	20.0	Columbus	5	7	71.4
Toronto	2	7	28.6	Toronto	8	10	80.0

### HEAD-TO-HEAD STATS

#### SKATERS

COLUMBUS														TORONTO													
GP	G	A	P	+/-	PIM	PP	SH	GW	EN	S	%	GP	G	A	P	+/-	PIM	PP	SH	GW	EN	S	%				
Cam Atkinson	2	1	1	2	0	0	1	0	0	8	12.5	Mitchell Marner	2	2	2	4	0	2	1	0	0	6	33.3				
Nick Foligno	2	0	2	2	1	0	0	0	0	4	0.0	Auston Matthews	2	2	1	3	1	0	1	0	0	10	20.0				
Pierre-Luc Dubois	2	1	0	1	-2	0	0	0	0	5	20.0	Jake Muzzin	2	0	3	3	3	0	0	0	0	5	0.0				
Riley Nash	2	1	0	1	1	0	0	1	0	2	50.0	Morgan Rielly	2	0	3	3	1	2	0	0	0	2	0.0				
Gustav Nyquist	2	1	0	1	-2	0	0	1	0	5	20.0	William Nylander	2	1	1	2	2	0	0	0	0	4	25.0				
Alexander Wennberg	2	1	0	1	-2	0	1	0	0	2	50.0	Andreas Johnsson	2	0	2	2	1	8	0	0	0	3	0.0				
Seth Jones	2	0	1	1	1	0	0	0	0	5	0.0	John Tavares	1	0	2	2	1	0	0	0	0	2	0.0				
Zach Werenski	2	0	1	1	-1	0	0	0	0	5	0.0	Cody Ceci	2	1	0	1	2	0	0	1	0	3	33.3				
Josh Anderson	2	0	0	0	-2	2	0	0	0	6	0.0	Kasper Kapanen	2	1	0	1	1	0	0	1	0	2	50.0				
Emil Bemstrom	2	0	0	0	0	0	0	0	0	3	0.0	Tyson Barrie	2	0	0	0	1	2	0	0	0	6	0.0				
Oliver Bjorkstrand	2	0	0	0	0	0	0	0	0	5	0.0	Frederik Gauthier	2	0	0	0	0	4	0	0	0	0	0.0				
Boone Jenner	2	0	0	0	-2	4	0	0	0	5	0.0	Justin Holl	2	0	0	0	1	0	0	0	0	1	0.0				
Ryan Murray	2	0	0	0	-1	2	0	0	0	3	0.0	Alexander Kerfoot	2	0	0	0	0	2	0	0	0	2	0.0				
Markus Nutivaara	2	0	0	0	-2	2	0	0	0	2	0.0	Ilya Mikheyev	2	0	0	0	0	0	0	0	0	3	0.0				
David Savard	2	0	0	0	-1	2	0	0	0	2	0.0	Trevor Moore	2	0	0	0	0	0	0	0	0	3	0.0				
Alexandre Texier	2	0	0	0	0	2	0	0	0	1	0.0	Jason Spezza	2	0	0	0	0	2	0	0	0	4	0.0				
Vladislav Gavrikov	1	0	0	0	0	0	0	0	0	3	0.0	Martin Marincin	1	0	0	0	-1	0	0	0	0	1	0.0				
Scott Harrington	1	0	0	0	-1	2	0	0	0	0	0.0	Nic Petan	1	0	0	0	0	0	0	0	0	2	0.0				
Jakob Lilja	1	0	0	0	0	0	0	0	0	1	0.0	Rasmus Sandin	1	0	0	0	0	0	0	0	0	0	0.0				
Sonny Milano	1	0	0	0	-1	0	0	0	0	0	0.0	Nicholas Shore	1	0	0	0	0	0	0	0	0	0	0.0				
												Dmytro Timashov	1	0	0	0	0	0	0	0	0	1	0.0				

#### GOALTENDING

COLUMBUS												TORONTO											
GP	MIN	GA	GAA	SO	W	L	OTL	SA	SV%	GP	MIN	GA	GAA	SO	W	L	OTL	SA	SV%				
Joonas Korpisalo	2	122	7	3.44	0	1	1	0	60	.883	Frederik Andersen	2	122	5	2.46	0	1	0	1	67	.925		

# VANCOUVER CANUCKS



## VANCOUVER CANUCKS

Rogers Arena / 800 Griffiths Way / Vancouver, BC V6B 6G1  
 vancouvercanucks.com / p: 604.899.4600 / @Canucks

### 2019-20 RESULTS (2-0-0)

DATE	RESULT	ATTN	W/L GOALTENDERS	GWG GOAL
Mar. 1, 2020	at CBJ 5, VAN 3	18,378	Joonas Korpisalo / Louis Domingue	Emil Bemstrom
Mar. 8, 2020	CBJ 2, at VAN 1	18,871	Elvis Merzlikins / Thatcher Demko	Eric Robinson

### SERIES BREAKDOWN

GOALS BY PERIOD					SHOTS BY PERIOD						
1ST	2ND	3RD	OT	TOTAL	1ST	2ND	3RD	OT	TOTAL		
Columbus	1	2	4	-	7	Columbus	19	18	20	-	57
Vancouver	2	1	1	-	4	Vancouver	20	27	19	-	66

POWER PLAY			PENALTY KILLING				
GOALS	ATTEMPTS	PCT	KILLS	ATTEMPTS	PCT		
Columbus	2	4	50.0	Columbus	5	6	83.3
Vancouver	1	6	16.7	Vancouver	2	4	50.0

### HEAD-TO-HEAD STATS

#### SKATERS

COLUMBUS													VANCOUVER													
GP	G	A	P	+/-	PIM	PP	SH	GW	EN	S	%	GP	G	A	P	+/-	PIM	PP	SH	GW	EN	S	%			
Emil Bemstrom	2	2	0	2	-1	4	1	0	1	0	8	25.0	Elias Pettersson	2	2	2	4	2	2	0	0	0	0	6	33.3	
Riley Nash	2	1	1	2	2	2	0	0	0	0	3	33.3	J.T. Miller	2	1	2	3	2	0	0	0	0	0	7	14.3	
Kevin Stenlund	2	1	1	2	3	0	0	0	0	0	3	33.3	Bo Horvat	2	1	0	1	-4	0	1	0	0	0	3	33.3	
Zach Werenski	2	1	1	2	2	0	1	0	0	0	4	25.0	Oscar Fantenberg	2	0	1	1	0	0	0	0	0	0	1	0.0	
Pierre-Luc Dubois	2	0	2	2	0	0	0	0	0	0	8	0.0	Tyler Myers	2	0	1	1	0	0	0	0	0	0	0	3	0.0
Vladislav Gavrikov	2	0	2	2	2	0	0	0	0	0	2	0.0	Troy Stecher	2	0	1	1	0	0	0	0	0	0	0	4	0.0
Ryan Murray	2	0	2	2	0	0	0	0	0	0	2	0.0	Alexander Edler	2	0	0	0	0	0	0	0	0	0	0	4	0.0
David Savard	2	0	2	2	1	6	0	0	0	0	5	0.0	Loui Eriksson	2	0	0	0	0	0	0	0	0	0	0	4	0.0
Gustav Nyquist	2	1	0	1	1	0	0	0	0	1	6	16.7	Adam Gaudette	2	0	0	0	-2	0	0	0	0	0	0	3	0.0
Eric Robinson	2	1	0	1	3	0	0	0	1	0	3	33.3	Quinn Hughes	2	0	0	0	-2	2	0	0	0	0	0	4	0.0
Nick Foligno	2	0	1	1	0	0	0	0	0	0	0	0.0	Zack MacEwen	2	0	0	0	-1	5	0	0	0	0	0	2	0.0
Markus Nutivaara	2	0	1	1	-1	0	0	0	0	0	2	0.0	Tyler Motte	2	0	0	0	0	0	0	0	0	0	0	2	0.0
Alexander Wennberg	2	0	1	1	-1	0	0	0	0	0	3	0.0	Tanner Pearson	2	0	0	0	-2	0	0	0	0	0	0	5	0.0
Boone Jenner	2	0	0	0	0	0	0	0	0	0	4	0.0	Antoine Roussel	2	0	0	0	-2	2	0	0	0	0	0	1	0.0
Stefan Matteau	2	0	0	0	-1	5	0	0	0	0	1	0.0	Brandon Sutter	2	0	0	0	1	2	0	0	0	0	0	3	0.0
Andrew Peeke	2	0	0	0	0	0	0	0	0	0	2	0.0	Christopher Tanev	2	0	0	0	-2	0	0	0	0	0	0	1	0.0
Devin Shore	2	0	0	0	0	0	0	0	0	0	0	0.0	Tyler Toffoli	2	0	0	0	1	0	0	0	0	0	0	9	0.0
Jakob Lilja	1	0	0	0	0	0	0	0	0	0	0	0.0	Jake Virtanen	2	0	0	0	-2	0	0	0	0	0	0	4	0.0

#### GOALTENDING

COLUMBUS												VANCOUVER											
GP	MIN	GA	GAA	SO	W	L	OTL	SA	SV%	GP	MIN	GA	GAA	SO	W	L	OTL	SA	SV%				
Elvis Merzlikins	1	60	1	1.00	0	1	0	0	27	.963	Thatcher Demko	1	58	2	2.06	0	0	1	0	22	.909		
Joonas Korpisalo	1	60	3	3.00	0	1	0	0	39	.923	Louis Domingue	1	59	4	4.08	0	0	1	0	34	.882		

# VEGAS GOLDEN KNIGHTS



## VEGAS GOLDEN KNIGHTS

T-Mobile Arena / 3780 Las Vegas Blvd. / Las Vegas, NV 89158  
 vegasgoldenknights.com / p: 4702.692.1600 / @GoldenKnights

### 2019-20 RESULTS (1-1-0)

DATE	RESULT	ATTN	W/L GOALTENDERS	GW GOAL
Nov. 5, 2019	VGK 2, at CBJ 1	15,435	Marc-Andre Fleury / Joonas Korpisalo	Reilly Smith
Jan. 11, 2020	CBJ 3, at VGK 0	18,400	Elvis Merzlikins / Marc-Andre Fleury	Emil Bemstrom

### SERIES BREAKDOWN

GOALS BY PERIOD					SHOTS BY PERIOD						
1ST	2ND	3RD	OT	TOTAL	1ST	2ND	3RD	OT	TOTAL		
Columbus	1	2	1	-	4	Columbus	22	13	17	-	52
Vegas	1	1	0	-	2	Vegas	16	20	16	-	52

POWER PLAY			PENALTY KILLING				
GOALS	ATTEMPTS	PCT	KILLS	ATTEMPTS	PCT		
Columbus	1	6	16.7	Columbus	6	6	100.0
Vegas	0	6	0.0	Vegas	5	6	83.3

### HEAD-TO-HEAD STATS

#### SKATERS

COLUMBUS													VEGAS												
GP	G	A	P	+/-	PIM	PP	SH	GW	EN	S	%	GP	G	A	P	+/-	PIM	PP	SH	GW	EN	S	%		
Kevin Stenlund	1	0	2	2	1	0	0	0	0	0	0.0	Reilly Smith	2	2	0	2	1	0	0	1	1	0	5	40.0	
Emil Bemstrom	2	1	0	1	1	0	1	0	1	0	20.0	William Karlsson	2	0	2	2	1	0	0	0	0	0	5	0.0	
Pierre-Luc Dubois	2	1	0	1	-1	0	0	0	0	6	16.7	Nick Holden	2	0	1	1	-2	0	0	0	0	0	8	0.0	
Boone Jenner	2	1	0	1	1	4	0	0	0	2	50.0	Jonathan Marchessault	1	0	1	1	1	0	0	0	0	0	2	0.0	
Alexander Wennberg	2	1	0	1	0	0	0	0	0	1	100.0	William Carrier	2	0	0	0	0	0	0	0	0	0	0	0.0	
Nick Foligno	2	0	1	1	0	0	0	0	0	1	0.0	Cody Eakin	2	0	0	0	0	0	0	0	0	0	1	0.0	
Seth Jones	2	0	1	1	1	0	0	0	0	3	0.0	Brayden McNabb	2	0	0	0	1	0	0	0	0	0	0	0.0	
Sonny Milano	2	0	1	1	1	0	0	0	0	2	0.0	Jon Merrill	2	0	0	0	0	4	0	0	0	0	1	0.0	
Nathan Gerbe	1	0	1	1	1	0	0	0	0	2	0.0	Tomas Nosek	2	0	0	0	0	2	0	0	0	0	2	0.0	
Scott Harrington	1	0	1	1	1	0	0	0	0	0	0.0	Max Pacioretty	2	0	0	0	-2	0	0	0	0	0	8	0.0	
Dean Kukan	1	0	1	1	1	0	0	0	0	0	0.0	Ryan Reaves	2	0	0	0	-1	2	0	0	0	0	1	0.0	
Vladislav Gavrikov	2	0	0	0	0	0	0	0	0	1	0.0	Nate Schmidt	2	0	0	0	1	0	0	0	0	0	1	0.0	
Riley Nash	2	0	0	0	0	0	0	0	0	1	0.0	Paul Stastny	2	0	0	0	-1	2	0	0	0	0	6	0.0	
Markus Nutivaara	2	0	0	0	0	0	0	0	0	1	0.0	Mark Stone	2	0	0	0	-1	0	0	0	0	0	3	0.0	
Gustav Nyquist	2	0	0	0	-1	2	0	0	0	3	0.0	Shea Theodore	2	0	0	0	-2	0	0	0	0	0	4	0.0	
David Savard	2	0	0	0	1	0	0	0	0	1	0.0	Deryk Engelland	1	0	0	0	0	0	0	0	0	0	0	0.0	
Zach Werenski	2	0	0	0	-1	0	0	0	0	8	0.0	Cody Glass	1	0	0	0	0	0	0	0	0	0	0	0.0	
Josh Anderson	1	0	0	0	1	2	0	0	0	1	0.0	Nicolas Hague	1	0	0	0	0	0	0	0	0	0	1	0.0	
Cam Atkinson	1	0	0	0	0	0	0	0	0	5	0.0	Keegan Kolesar	1	0	0	0	0	0	0	0	0	0	1	0.0	
Oliver Bjorkstrand	1	0	0	0	-2	0	0	0	0	5	0.0	Nicolas Roy	1	0	0	0	0	2	0	0	0	0	1	0.0	
Jakob Lilja	1	0	0	0	0	0	0	0	0	0	0.0	Chandler Stephenson	1	0	0	0	-1	0	0	0	0	0	1	0.0	
Eric Robinson	1	0	0	0	0	0	0	0	0	3	0.0	Alex Tuch	1	0	0	0	-1	0	0	0	0	0	1	0.0	
Kole Sherwood	1	0	0	0	0	0	0	0	0	1	0.0														

#### GOALTENDING

COLUMBUS											VEGAS										
GP	MIN	GA	GAA	SO	W	L	OTL	SA	SV%	GP	MIN	GA	GAA	SO	W	L	OTL	SA	SV%		
Elvis Merzlikins	1	60	0	0.00	1	1	0	0	27	1.000	Marc-Andre Fleury	2	120	4	2.00	0	1	1	0	52	.923
Joonas Korpisalo	1	58	2	2.05	0	0	1	0	25	.920											

# WASHINGTON CAPITALS



## WASHINGTON CAPITALS

Capital One Arena / 601 F Street NW / Washington, DC 20004  
 washingtoncapitals.com / p: 202.266.2200 / @Capitals

### 2019-20 RESULTS (2-0-1)

DATE	RESULT	ATTN	W/L GOALTENDERS	GW GOAL
Dec. 9, 2019	CBJ 5, at WSH 2	18,573	Joonas Korpiasalo / Braden Holtby	Riley Nash
Dec. 16, 2019	at CBJ 3, WSH 0	16,602	Joonas Korpiasalo / Braden Holtby	Eric Robinson
Dec. 27, 2019	at WSH 2, CBJ 1 (OT)	18,573	Ilya Samsonov / Joonas Korpiasalo	T.J. Oshie
Mar. 19, 2020	at CBJ			

### SERIES BREAKDOWN

GOALS BY PERIOD					SHOTS BY PERIOD						
	1ST	2ND	3RD	OT	TOTAL		1ST	2ND	3RD	OT	TOTAL
Columbus	2	2	5	0	9	Columbus	43	16	28	0	87
Washington	0	0	3	1	4	Washington	22	36	43	4	105

POWER PLAY				PENALTY KILLING			
	GOALS	ATTEMPTS	PCT		KILLS	ATTEMPTS	PCT
Columbus	0	9	0.0	Columbus	11	12	91.7
Washington	1	12	8.3	Washington	9	9	100.0

### HEAD-TO-HEAD STATS

#### SKATERS

COLUMBUS													WASHINGTON												
GP	G	A	P	+/-	PIM	PP	SH	GW	EN	S	%	GP	G	A	P	+/-	PIM	PP	SH	GW	EN	S	%		
Oliver Bjorkstrand	2	3	0	3	4	2	0	0	0	11	27.3	Nicklas Backstrom	3	1	2	3	-1	2	0	0	0	0	9	11.1	
Cam Atkinson	2	2	0	2	2	2	0	0	0	1	6	33.3	Alex Ovechkin	3	1	2	3	-2	0	0	0	0	22	4.5	
Riley Nash	3	1	1	2	4	0	0	0	1	0	4	25.0	Evgeny Kuznetsov	3	0	2	2	-2	0	0	0	0	0	5	0.0
Eric Robinson	3	1	1	2	2	2	0	0	1	0	3	33.3	Carl Hagelin	3	1	0	1	-1	0	0	0	0	0	4	25.0
Gustav Nyquist	3	0	2	2	4	0	0	0	0	0	3	0.0	T.J. Oshie	3	1	0	1	-3	0	1	0	1	0	10	10.0
Alexandre Texier	3	0	2	2	2	2	0	0	0	0	5	0.0	Dmitry Orlov	3	0	1	1	-2	0	0	0	0	0	6	0.0
Jakob Lilja	1	1	0	1	1	0	0	0	0	0	1	100.0	Richard Panik	3	0	1	1	-2	2	0	0	0	0	3	0.0
Ryan Murray	1	1	0	1	-1	0	0	0	0	0	2	50.0	John Carlson	3	0	0	0	-2	2	0	0	0	0	7	0.0
Boone Jenner	3	0	1	1	1	0	0	0	0	0	6	0.0	Lars Eller	3	0	0	0	-1	0	0	0	0	0	13	0.0
Seth Jones	3	0	1	1	2	0	0	0	0	0	3	0.0	Radko Gudas	3	0	0	0	-2	0	0	0	0	0	3	0.0
David Savard	3	0	1	1	4	19	0	0	0	0	5	0.0	Garnet Hathaway	3	0	0	0	-1	0	0	0	0	0	0	0.0
Alexander Wennberg	3	0	1	1	1	2	0	0	0	0	4	0.0	Nick Jensen	3	0	0	0	-2	0	0	0	0	0	5	0.0
Andrew Peeke	2	0	1	1	2	0	0	0	0	0	0	0.0	Brendan Leipsic	3	0	0	0	-1	0	0	0	0	0	2	0.0
Scott Harrington	1	0	1	1	0	0	0	0	0	0	1	0.0	Jonas Siegenthaler	3	0	0	0	-1	7	0	0	0	0	2	0.0
Ryan MacInnis	1	0	1	1	1	0	0	0	0	0	1	0.0	Jakub Vrana	3	0	0	0	-2	2	0	0	0	0	9	0.0
Sonny Milano	1	0	1	1	0	0	0	0	0	0	4	0.0	Tom Wilson	3	0	0	0	-1	11	0	0	0	0	0	0.0
Pierre-Luc Dubois	3	0	0	0	0	2	0	0	0	0	3	0.0	Nic Dowd	2	0	0	0	-1	4	0	0	0	0	1	0.0
Nick Foligno	3	0	0	0	-2	11	0	0	0	0	6	0.0	Michal Kempny	2	0	0	0	-4	0	0	0	0	0	2	0.0
Vladislav Gavrikov	3	0	0	0	7	0	0	0	0	0	3	0.0	Travis Boyd	1	0	0	0	0	0	0	0	0	0	1	0.0
Dean Kukan	3	0	0	0	-1	2	0	0	0	0	7	0.0	Christian Djoos	1	0	0	0	1	0	0	0	0	0	1	0.0
Kevin Stenlund	2	0	0	0	0	2	0	0	0	0	3	0.0													
Josh Anderson	1	0	0	0	-2	0	0	0	0	0	4	0.0													
Gabriel Carlsson	1	0	0	0	-1	0	0	0	0	0	0	0.0													
Marko Dano	1	0	0	0	0	0	0	0	0	0	0	0.0													
Nathan Gerbe	1	0	0	0	0	2	0	0	0	0	0	0.0													
Zach Werenski	1	0	0	0	0	0	0	0	0	2	0.0														

#### GOALTENDING

COLUMBUS											WASHINGTON										
GP	MIN	GA	GAA	SO	W	L	OTL	SA	SV%	GP	MIN	GA	GAA	SO	W	L	OTL	SA	SV%		
Joonas Korpiasalo	3	183	4	1.31	1	2	0	1	105	.962	Ilya Samsonov	1	63	1	0.95	0	1	0	0	28	.964
											Braden Holtby	2	114	7	3.69	0	0	2	0	58	.879

OPPONENTS

# WINNIPEG JETS



## WINNIPEG JETS

Bell MTS Place / 300 Portage Ave. / Winnipeg, MB R3C 5S4  
 winipegjets.com / p: 204.987.7825 / @NHLJets

### 2019-20 RESULTS (1-1-0)

DATE	RESULT	ATTN	W/L GOALTENDERS	GWG GOAL
Nov. 23, 2019	at WPG 4, CBJ 3	15,325	Connor Hellebuyck / Elvis Merzlikins	Andrew Copp
Jan. 22, 2020	at CBJ 4, WPG 3	18,425	Elvis Merzlikins / Laurent Brossoit	Oliver Bjorkstrand

### SERIES BREAKDOWN

GOALS BY PERIOD					SHOTS BY PERIOD						
1ST	2ND	3RD	OT	TOTAL	1ST	2ND	3RD	OT	TOTAL		
Columbus	2	4	1	-	7	Columbus	19	29	16	-	64
Winnipeg	3	3	1	-	7	Winnipeg	20	16	25	-	61

POWER PLAY				PENALTY KILLING			
GOALS	ATTEMPTS	PCT		KILLS	ATTEMPTS	PCT	
Columbus	4	6	66.7	Columbus	4	5	80.0
Winnipeg	1	5	20.0	Winnipeg	2	6	33.3

### HEAD-TO-HEAD STATS

#### SKATERS

COLUMBUS													WINNIPEG												
GP	G	A	P	+/-	PIM	PP	SH	GW	EN	S	%		GP	G	A	P	+/-	PIM	PP	SH	GW	EN	S	%	
Oliver Bjorkstrand	2	2	2	4	3	0	0	0	1	0	7	28.6	Blake Wheeler	2	1	2	3	0	2	0	0	0	0	7	14.3
Pierre-Luc Dubois	2	1	3	4	3	2	1	0	0	0	6	16.7	Kyle Connor	2	1	1	2	1	0	0	0	0	0	6	16.7
Seth Jones	2	2	1	3	1	0	1	0	0	0	6	33.3	Andrew Copp	2	1	1	2	2	0	0	0	1	0	6	16.7
Gustav Nyquist	2	2	0	2	-1	0	2	0	0	0	4	50.0	Mathieu Perreault	2	1	1	2	2	0	0	0	0	0	6	16.7
Nick Foligno	2	0	2	2	-1	0	0	0	0	0	1	0.0	Luca Sbisa	2	0	2	2	2	4	0	0	0	0	1	0.0
Zach Werenski	2	0	2	2	1	2	0	0	0	0	3	0.0	Nikolaj Ehlers	2	1	0	1	1	2	0	0	0	0	7	14.3
Cam Atkinson	2	0	1	1	-2	0	0	0	0	0	8	0.0	Neal Pionk	2	1	0	1	0	0	1	0	0	0	3	33.3
Boone Jenner	2	0	1	1	-3	0	0	0	0	0	7	0.0	Mason Appleton	1	1	0	1	-1	0	0	0	0	0	3	33.3
Emil Bemstrom	2	0	0	0	-2	0	0	0	0	0	0	0.0	Dmitry Kulikov	2	0	1	1	2	0	0	0	0	0	1	0.0
Vladislav Gavrikov	2	0	0	0	-1	4	0	0	0	0	3	0.0	Jack Roslovic	2	0	1	1	0	0	0	0	0	0	3	0.0
Eric Robinson	2	0	0	0	-1	0	0	0	0	0	4	0.0	Anthony Bitetto	1	0	1	1	2	0	0	0	0	0	0	0.0
David Savard	2	0	0	0	-2	0	0	0	0	0	5	0.0	Adam Lowry	1	0	1	1	2	0	0	0	0	0	2	0.0
Alexander Wennberg	2	0	0	0	0	0	0	0	0	0	3	0.0	Patrik Laine	2	0	0	0	1	0	0	0	0	0	5	0.0
Josh Anderson	1	0	0	0	0	2	0	0	0	0	4	0.0	Josh Morrissey	2	0	0	0	0	0	0	0	0	0	2	0.0
Nathan Gerbe	1	0	0	0	-2	0	0	0	0	0	1	0.0	Mark Scheifele	2	0	0	0	1	0	0	0	0	0	3	0.0
Scott Harrington	1	0	0	0	-1	0	0	0	0	0	0	0.0	Nathan Beaulieu	1	0	0	0	0	0	0	0	0	0	2	0.0
Dean Kukan	1	0	0	0	-1	0	0	0	0	0	1	0.0	Gabriel Bourque	1	0	0	0	0	0	0	0	0	0	0	0.0
Jakob Lilja	1	0	0	0	0	0	0	0	0	0	0	0.0	David Gustafsson	1	0	0	0	0	0	0	0	0	0	0	0.0
Sonny Milano	1	0	0	0	0	0	0	0	0	0	0	0.0	Jansen Harkins	1	0	0	0	0	0	0	0	0	0	0	0.0
Ryan Murray	1	0	0	0	-2	0	0	0	0	0	0	0.0	Joona Luoto	1	0	0	0	0	0	0	0	0	0	0	0.0
Riley Nash	1	0	0	0	0	0	0	0	0	0	0	0.0	Sami Niku	1	0	0	0	-2	0	0	0	0	0	1	0.0
Markus Nutivaara	1	0	0	0	-1	0	0	0	0	0	0	0.0	Tucker Poolman	1	0	0	0	2	2	0	0	0	0	1	0.0
Alexandre Texier	1	0	0	0	-3	0	0	0	0	1	0.0	Logan Shaw	1	0	0	0	0	0	0	0	0	0	0	0.0	
													Nicholas Shore	1	0	0	0	0	2	0	0	0	0	2	0.0

#### GOALTENDING

COLUMBUS											WINNIPEG										
GP	MIN	GA	GAA	SO	W	L	OTL	SA	SV%		GP	MIN	GA	GAA	SO	W	L	OTL	SA	SV%	
Elvis Merzlikins	2	118	7	3.56	0	1	1	0	61	.885	Connor Hellebuyck	1	11	0	0.00	0	1	0	0	5	1.000
											Laurent Brossoit	2	106	7	3.95	0	0	1	0	59	.881



# ALL-TIME STATISTICS

## TEAM TOTALS

Games Played:	1,512	Ties, Road:	15	Shorthanded Goals:	119	Shootout Wins:	68
Wins:	660	Goals:	3,887	Overtime Games:	339	Shootout Wins, Home:	34
Wins, Home:	379	Goals, Home:	2,055	Overtime Wins:	159	Shootout Wins, Road:	34
Wins, Road:	281	Goals, Road:	1,832	Overtime Wins, Home:	85	Shootout Losses:	69
Regulation Losses:	672	Goals Against:	4,356	Overtime Wins, Road:	74	Shootout Losses, Home:	32
Regulation Losses, Home:	291	Goals Against, Home:	2,046	Overtime Losses:	78	Shootout Losses, Road:	37
Regulation Losses, Road:	381	Goals Against, Road:	2,310	Overtime Losses, Home:	37	Shootouts For:	103
Ties:	33	Penalty Minutes:	19,444	Overtime Losses, Road:	41	Shootouts Against:	124
Ties, Home:	18	Power Play Goals:	923	Shootout Games:	137		

## TEAM TOTALS BY SEASON

### GOALS SCORED

Year	G	AVG.	Rank
2000-01	190	2.32 avg.	26th
2001-02	164	2.00 avg.	30th
2002-03	213	2.60 avg.	16th
2003-04	177	2.16 avg.	29th
2005-06	215	2.62 avg.	28th
2006-07	196	2.39 avg.	28th
2007-08	190	2.32 avg.	29th
2008-09	220	2.68 avg.	21st
2009-10	214	2.61 avg.	20th-T
2010-11	210	2.56 avg.	24th
2011-12	198	2.42 avg.	26th
2012-13	115	2.40 avg.	25th
2013-14	226	2.76 avg.	12th
2014-15	227	2.77 avg.	12th
2015-16	213	2.60 avg.	18th-T
2016-17	247	3.01 avg.	6th
2017-18	236	2.88 avg.	17th
2018-19	256	3.12 avg.	12th
2019-20	180	2.57 avg.	27th-T

### GOALS AGAINST

Year	GA	AVG.	Rank
2000-01	233	2.84 avg.	19th
2001-02	255	3.11 avg.	28th
2002-03	263	3.21 avg.	29th
2003-04	238	2.90 avg.	24th
2005-06	276	3.37 avg.	26th
2006-07	244	2.98 avg.	16th
2007-08	210	2.56 avg.	8th
2008-09	223	2.72 avg.	9th-T
2009-10	249	3.04 avg.	24th
2010-11	250	3.05 avg.	26th
2011-12	257	3.13 avg.	28th
2012-13	115	2.40 avg.	9th-T
2013-14	214	2.61 avg.	13th
2014-15	248	3.02 avg.	25th
2015-16	248	3.02 avg.	29th
2016-17	193	2.35 avg.	2nd
2017-18	226	2.76 avg.	9th-T
2018-19	231	2.82 avg.	11th
2019-20	183	2.61 avg.	3rd-T

### FACEOFF PERCENTAGE

Year	PCT.	Rank
2000-01	51.2	9th
2001-02	50.1	15th-T
2002-03	48.6	23rd
2003-04	47.8	25th
2005-06	49.4	20th
2006-07	50.2	14th
2007-08	52.3	4th
2008-09	51.2	11th-T
2009-10	51.0	9th
2010-11	51.2	8th-T
2011-12	50.9	9th
2012-13	52.0	4th-T
2013-14	51.6	8th-T
2014-15	49.3	17th
2015-16	49.0	24th

2016-17	48.6	20th
2017-18	48.4	26th
2018-19	50.2	16th
2019-20	48.5	26th

### SHOTS

Year	SF	AVG.	Rank
2000-01	2,082	25.4 avg.	27th
2001-02	2,046	25.0 avg.	27th
2002-03	2,143	26.1 avg.	27th
2003-04	2,280	27.8 avg.	18th
2005-06	2,250	27.4 avg.	29th
2006-07	2,273	27.7 avg.	25th
2007-08	2,378	29.0 avg.	14th
2008-09	2,370	28.9 avg.	20th-T
2009-10	2,338	28.5 avg.	26th
2010-11	2,506	30.6 avg.	14th
2011-12	2,454	29.9 avg.	14th
2012-13	1,283	26.7 avg.	27th
2013-14	2,431	29.6 avg.	19th
2014-15	2,366	28.9 avg.	24th
2015-16	2,387	29.1 avg.	21st-T
2016-17	2,540	31.0 avg.	9th
2017-18	2,761	33.7 avg.	5th
2018-19	2,592	31.6 avg.	16th
2019-20	2,272	32.5 avg.	8th

### SHOTS AGAINST

Year	SA	AVG.	Rank
2000-01	2,475	30.2 avg.	26th
2001-02	2,469	30.1 avg.	25th
2002-03	2,641	32.2 avg.	28th
2003-04	2,623	32.0 avg.	28th
2005-06	2,762	33.7 avg.	28th
2006-07	2,345	28.6 avg.	10th
2007-08	2,247	27.4 avg.	6th-T
2008-09	2,281	27.8 avg.	3rd
2009-10	2,514	30.7 avg.	17th
2010-11	2,447	29.8 avg.	11th
2011-12	2,537	30.9 avg.	25th
2012-13	1,436	26.7 avg.	19th
2013-14	2,524	30.8 avg.	20th
2014-15	2,742	33.4 avg.	28th
2015-16	2,550	31.1 avg.	26th-T
2016-17	2,489	30.4 avg.	17th-T
2017-18	2,567	31.3 avg.	11th-T
2018-19	2,418	29.5 avg.	6th-T
2019-20	2,092	29.9 avg.	7th

### PENALTY MINUTES

Year	PIM	AVG.	Rank
2000-01	1,234	15.0 avg.	15th
2001-02	1,198	14.6 avg.	20th
2002-03	1,505	18.4 avg.	2nd
2003-04	1,209	14.7 avg.	17th-T
2005-06	1,396	17.0 avg.	12th
2006-07	1,357	16.5 avg.	28th
2007-08	1,301	16.2 avg.	25th
2008-09	1,207	15.0 avg.	21st
2009-10	1,070	13.2 avg.	18th
2010-11	1,127	13.6 avg.	22nd-T

2011-12	1,053	12.6 avg.	23rd-T
2012-13	605	12.6 avg.	23rd
2013-14	910	11.1 avg.	10th
2014-15	978	11.9 avg.	28th
2015-16	995	12.1 avg.	28th
2016-17	714	8.7 avg.	9th
2017-18	565	6.9 avg.	3rd
2018-19	512	6.2 avg.	2nd
2019-20	458	6.5 avg.	2nd

### SHUTOUTS

Year	SO
2000-01	4
2001-02	3
2002-03	5
2003-04	5
2005-06	1
2006-07	4
2007-08	11
2008-09	11
2009-10	6
2010-11	6
2011-12	2
2012-13	4
2013-14	8
2014-15	2
2015-16	1
2016-17	8
2017-18	5
2018-19	9
2019-20	7

### SHUTOUTS AGAINST

Year	SO
2000-01	7
2001-02	11
2002-03	9
2003-04	11
2005-06	5
2006-07	16
2007-08	6
2008-09	6
2009-10	4
2010-11	6
2011-12	5
2012-13	5
2013-14	4
2014-15	6
2015-16	5
2016-17	5
2017-18	3
2018-19	6
2019-20	4



# ALL-TIME STATISTICS



## RECORD BY SEASON

YEAR	HOME					ROAD					OVERALL					FINISH			
	GP	W	L	T	PTS	GP	W	L	T	PTS	GP	W	L	T	PTS				
2000-01	41	19	15	4	3	45	41	9	24	5	3	26	82	28	39	9	6	71	4th-T Central/13th Western
2001-02	41	14	18	5	4	37	41	8	29	3	1	20	82	22	47	8	5	57	5th Central/15th Western
2002-03	41	20	14	5	2	47	41	9	28	3	1	22	82	29	42	8	3	69	5th Central/15th Western
2003-04	41	17	18	4	2	40	41	8	27	4	2	22	82	25	45	8	4	62	4th Central/14th Western
2005-06	41	23	18	...	0	46	41	12	25	...	4	28	82	35	43	...	4	74	3rd Central/13th Western
2006-07	41	18	19	...	4	40	41	15	23	...	3	33	82	33	42	...	7	73	4th Central/11th Western
2007-08	41	20	14	...	7	47	41	14	22	...	5	33	82	34	36	...	12	80	4th Central/13th Western
2008-09	41	25	13	...	3	53	41	16	18	...	7	39	82	41	31	...	10	92	4th Central/7th Western
2009-10	41	20	12	...	9	49	41	12	23	...	6	30	82	32	35	...	15	79	5th Central/14th Western
2010-11	41	17	19	...	5	39	41	17	16	...	8	42	82	34	35	...	13	81	5th Central/13th Western
2011-12	41	17	21	...	3	37	41	12	25	...	4	28	82	29	46	...	7	65	5th Central/15th Western
2012-13	24	14	5	...	5	33	24	10	12	...	2	22	48	24	17	...	7	55	4th Central/9th Western
2013-14	41	22	15	...	4	48	41	21	17	...	3	45	82	43	32	...	7	93	4th Metropolitan/7th Eastern
2014-15	41	19	20	...	2	40	41	23	15	...	3	49	82	42	35	...	5	89	5th Metropolitan/11th Eastern
2015-16	41	18	17	...	6	42	41	16	23	...	2	34	82	34	40	...	8	76	8th Metropolitan/15th Eastern
2016-17	41	28	12	...	1	57	41	22	12	...	7	51	82	50	24	...	8	108	3rd Metropolitan/3rd Eastern
2017-18	41	26	12	...	3	55	41	19	18	...	4	42	82	45	30	...	7	97	4th Metropolitan/7th Eastern
2018-19	41	22	17	...	2	46	41	25	14	...	2	52	82	47	31	...	4	98	5th Metropolitan/8th Eastern
2019-20	36	20	12	...	4	44	34	13	10	...	11	37	70	33	22	...	15	81	6th Metropolitan/9th Eastern

## ATTENDANCE

YEAR	GP	TOTAL	AVERAGE	CAPACITY	% CAP.	SELLOUTS	YEAR	GP	TOTAL	AVERAGE	CAPACITY	% CAP.	SELLOUTS
2000-01	41	715,513	17,452	18,136	96.2 pct.	26	2011-12	41	601,061	14,660	18,144	80.8 pct.	4
2001-02	41	743,578	18,136	18,136	100 pct.	41	2012-13	24	349,558	14,564	18,144	80.3 pct.	3
2002-03	41	727,522	17,744	18,136	97.8 pct.	23	2013-14	41	602,619	14,698	18,144	81.0 pct.	6
2003-04	41	712,145	17,369	18,136	95.8 pct.	16	2014-15	41	635,973	15,512	18,144	85.5 pct.	4
2005-06	41	688,655	16,796	18,136	92.6 pct.	9	2015-16	41	601,293	14,666	18,144	80.8 pct.	4
2006-07	41	672,443	16,401	18,136	90.4 pct.	5	2016-17	41	650,157	15,857	18,144	87.4 pct.	12
2007-08	41	607,757	14,823	18,144	81.7 pct.	2	2017-18	41	683,004	16,659	18,144	91.8 pct.	8
2008-09	41	637,284	15,544	18,144	85.7 pct.	7	2018-19	41	682,984	16,658	18,144	91.8 pct.	15
2009-10	41	632,086	15,417	18,144	85.0 pct.	7	2019-20	36	608,454	16,902	18,144	93.2 pct.	13
2010-11	40	546,350	13,659	18,144	75.3 pct.	6	<b>TOTALS</b>	<b>756</b>	<b>12,098,436</b>	<b>16,003</b>	<b>18,144</b>	<b>88.2 pct.</b>	<b>211</b>

## SPECIAL TEAMS BY SEASON

YEAR	POWER PLAY				HOME				ROAD				OVERALL			
	G	ATT	PCT	RANK	G	ATT	PCT	RANK	G	ATT	PCT	RANK	G	ATT	PCT	RANK
2000-01	37	219	16.9	20th	19	162	11.7	26th	56	381	14.7	22nd				
2001-02	29	188	15.4	20th	21	168	12.5	26th	50	356	14.0	25th				
2002-03	41	216	19.0	7th	30	194	15.5	15th	71	410	17.3	12th				
2003-04	38	227	16.7	17th	20	174	11.5	27th	58	401	14.5	24th				
2005-06	34	236	14.4	30th	30	215	14.0	27th	64	451	14.2	28th				
2006-07	41	224	18.3	16th	24	214	11.2	29th	65	438	14.8	26th				
2007-08	29	176	16.5	19th	24	180	13.3	27th-T	53	356	14.9	26th				
2008-09	23	188	12.2	30th	18	134	13.4	30th	41	322	12.7	30th				
2009-10	27	164	16.5	25th	29	144	20.1	7th	56	308	18.2	14th				
2010-11	21	166	12.6	30th	21	135	15.6	18th	42	301	14.0	29th				
2011-12	28	163	17.2	16th-T	21	154	13.6	23rd	49	317	15.5	24th				
2012-13	14	86	16.3	23rd	8	69	11.6	27th	22	155	14.2	28th				
2013-14	32	142	22.5	4th	22	138	15.9	20th	54	280	19.3	10th				
2014-15	27	123	22.0	9th	26	121	21.5	6th	53	244	21.7	5th				
2015-16	21	131	16.0	28th	22	117	18.8	15th	43	248	17.3	21st				
2016-17	22	111	19.8	13th	20	100	20.0	11th	42	211	19.9	12th				
2017-18	25	119	21.0	17th-T	14	108	13.0	30th	39	227	17.2	25th				
2018-19	17	113	15.0	26th-T	17	108	15.7	26th-T	34	221	15.4	28th				
2019-20	18	101	17.8	21st	13	88	14.8	27th	31	189	16.4	27th				



# ALL-TIME STATISTICS

## SPECIAL TEAMS BY SEASON Continued

### PENALTY KILL

YEAR	HOME			RANK
	GA	ATT	PCT	
2000-01	30	179	83.2	21st
2001-02	26	143	81.8	27th
2002-03	26	193	86.5	4th
2003-04	18	152	88.2	4th
2005-06	41	244	83.2	17th
2006-07	37	207	82.1	20th
2007-08	31	170	81.8	22nd
2008-09	27	174	84.5	8th
2009-10	25	153	83.7	11th-T
2010-11	25	154	83.8	12th
2011-12	25	128	80.5	26th
2012-13	8	67	88.1	6th
2013-14	21	143	85.3	4th
2014-15	30	142	78.9	27th
2015-16	22	126	82.5	16th
2016-17	17	102	83.3	10th
2017-18	19	105	81.9	14th
2018-19	14	93	84.9	5th
2019-20	15	94	84.0	6th-T

### ROAD

YEAR	GA	ATT	PCT	RANK
2001-02	26	163	84.0	16th
2002-03	34	216	84.3	9th
2003-04	32	185	82.7	17th
2005-06	54	279	80.6	18th-T
2006-07	48	246	80.5	18th
2007-08	32	208	84.6	5th
2008-09	35	172	79.6	21st
2009-10	36	181	80.1	20th
2010-11	37	160	76.9	26th
2011-12	39	146	73.3	30th
2012-13	17	77	77.9	21st
2013-14	29	137	78.8	25th-T
2014-15	30	161	81.4	12th
2015-16	31	153	79.7	19th
2016-17	22	121	81.8	13th
2017-18	32	109	70.6	30th
2018-19	16	107	85.0	3rd
2019-20	16	75	78.7	18th-T

### OVERALL

YEAR	GA	ATT	PCT	RANK
2001-02	52	306	83.0	22nd
2002-03	60	409	85.3	8th
2003-04	50	337	85.2	9th
2005-06	95	523	81.8	17th
2006-07	85	453	81.2	21st
2007-08	63	378	83.3	9th
2008-09	62	346	82.1	13th
2009-10	61	334	81.7	17th
2010-11	62	314	81.7	22nd
2011-12	64	274	76.6	30th
2012-13	25	144	82.6	11th
2013-14	50	280	82.1	14th-T
2014-15	60	303	80.2	23rd-T
2015-16	53	279	81.0	19th
2016-17	39	223	82.5	9th-T
2017-18	51	214	76.2	26th-T
2018-19	30	200	85.0	1st-T
2019-20	31	169	81.7	12th

### SHORTHANDED

YEAR	GF	HOME		RANK
		RANK	GA	
2000-01	1	28th-T	5	20th-T
2001-02	2	22nd-T	3	9th-T
2002-03	4	9th-T	3	7th-T
2003-04	2	20th-T	7	27th-T
2005-06	6	10th-T	6	19th-T
2006-07	2	22nd-T	3	7th-T
2007-08	2	23rd-T	4	13th-T
2008-09	4	12th-T	6	26th-T
2009-10	3	18th-T	3	16th-T
2010-11	1	26th-T	8	28th-T
2011-12	3	14th-T	5	23rd-T
2012-13	1	13th-T	1	5th-T
2013-14	5	6th-T	3	13th-T
2014-15	1	22nd-T	4	20th-T
2015-16	3	12th-T	5	26th-T
2016-17	2	15th-T	1	2nd-T
2017-18	2	23rd-T	1	1st-T
2018-19	6	7th-T	2	9th-T
2019-20	2	22nd-T	3	14th-T

### ROAD

YEAR	GF	RANK	ROAD		RANK
			GA	RANK	
2000-01	2	25th-T	3	5th-T	
2001-02	1	22nd-T	5	19th-T	
2002-03	8	1st-T	6	26th	
2003-04	3	22nd-T	7	27th-T	
2005-06	4	16th-T	2	2nd	
2006-07	4	15th-T	7	23rd-T	
2007-08	6	5th-T	1	1st	
2008-09	4	12th-T	6	24th-T	
2009-10	3	10th-T	6	23rd-T	
2010-11	5	8th-T	3	11th-T	
2011-12	4	6th-T	3	14th-T	
2012-13	2	7th-T	1	6th-T	
2013-14	4	6th-T	5	20th-T	
2014-15	4	7th-T	1	1st-T	
2015-16	0	28th-T	3	13th-T	
2016-17	8	1st-T	1	1st-T	
2017-18	2	20th-T	6	26th-T	
2018-19	2	23rd-T	4	15th-T	
2019-20	1	23rd-T	2	5th-T	

### OVERALL

YEAR	GF	RANK	GA	RANK
2001-02	3	26th-T	8	17th-T
2002-03	12	2nd-T	9	20th-T
2003-04	5	24th-T	14	27th-T
2005-06	10	14th-T	8	8th-T
2006-07	6	21st-T	10	17th-T
2007-08	8	12th-T	5	4th-T
2008-09	8	11th-T	12	27th
2009-10	6	16th-T	9	26th-T
2010-11	6	15th-T	11	26th-T
2011-12	7	9th-T	8	21st-T
2012-13	3	8th-T	2	7th-T
2013-14	9	6th-T	8	20th-T
2014-15	5	17th	5	11th-T
2015-16	3	24th-T	8	22nd-T
2016-17	10	2nd-T	2	1st-T
2017-18	4	25th-T	7	18th-T
2018-19	8	11th-T	6	10th
2019-20	3	29th-T	5	7th-T

## SITUATIONAL SCORING BY SEASON

Year	5-ON-5	5-ON-4	5-ON-3	4-ON-4	4-ON-3	3-ON-3	3-ON-4	3-ON-5	4-ON-5	Empty Net	Pen. Shot
2000-01	115-137	45-9	7-0	6-9	1-0	0-0	1-0	0-2	2-67	9-7	2-0
2001-02	99-170	41-7	4-0	7-13	3-0	0-0	0-1	0-3	3-46	4-9	0-1
2002-03	116-178	63-8	4-0	5-9	4-0	0-0	0-1	0-5	12-54	9-4	0-0
2003-04	101-155	47-11	8-0	8-7	2-0	0-0	0-0	0-3	3-48	4-10	1-1
2005-06	123-159	53-8	7-0	7-5	3-0	0-0	1-1	0-10	8-82	3-8	1-0
2006-07	110-130	50-7	9-0	10-13	2-0	0-0	0-3	0-12	6-68	2-5	0-1
2007-08	112-126	45-1	6-0	10-10	1-0	0-0	0-2	1-7	5-52	9-9	0-2
2008-09	153-132	39-9	1-0	9-8	1-0	0-1	0-1	0-6	7-55	7-9	1-0
2009-10	136-166	47-8	5-0	5-9	1-0	0-0	0-1	1-4	5-55	11-3	1-1
2010-11	139-160	34-11	4-0	10-9	1-0	0-0	0-1	0-4	6-55	9-7	0-0
2011-12	130-162	42-6	6-0	2-8	0-0	0-0	0-0	0-1	6-63	9-12	1-0
2012-13	83-82	19-1	1-0	4-4	2-0	0-0	0-1	0-3	3-19	2-6	0-0
2013-14	148-136	46-7	5-0	4-8	3-0	0-0	1-1	0-2	8-45	8-8	1-0
2014-15	144-168	50-4	1-0	7-2	2-0	0-0	0-1	0-6	5-53	11-12	2-0
2015-16	150-161	38-9	4-0	1-2	1-0	1-4	0-1	0-4	2-44	11-18	1-0
2016-17	168-133	39-2	0-0	7-2	1-0	9-4	0-2	0-2	8-33	9-9	2-0
2017-18	169-149	36-7	1-0	2-5	1-0	8-3	0-1	0-1	3-48	10-10	0-0
2018-19	187-170	30-5	2-0	2-5	2-0	6-3	0-0	0-1	6-30	15-11	1-1
2019-20	125-122	28-6	2-0	1-4	1-0	6-7	0-4	0-0	1-26	10-6	1-0
<b>Total</b>	<b>2,507-2,796</b>	<b>792-126</b>	<b>77-0</b>	<b>107-132</b>	<b>32-0</b>	<b>30-22</b>	<b>3-22</b>	<b>2-76</b>	<b>99-943</b>	<b>152-163</b>	<b>15-7</b>

# ALL-TIME STATISTICS



## 20-PLUS GOAL SEASONS

PLAYER	SEASON	DATE/OPPONENT	TGM	PGM	TOT	PLAYER	SEASON	DATE/OPPONENT	TGM	PGM	TOT
Geoff Sanderson	2000-01	Jan. 21 vs. Tampa Bay	48	48	30	Rick Nash	2011-12	Feb. 21 vs. San Jose	60	60	30
Steve Heinze*	2000-01	Feb. 28 vs. Phoenix	64	61	22*	R.J. Umberger	2011-12	Apr. 7 at NY Islanders	82	77	20
Ray Whitney	2001-02	Mar. 21 vs. Detroit	70	57	21	Ryan Johansen	2013-14	Jan. 30 vs. Washington	54	54	33
Mike Sillinger	2001-02	Apr. 6 at Montreal	78	76	20	Artem Anisimov	2013-14	Mar. 29 at Carolina	74	73	22
Geoff Sanderson	2002-03	Dec. 31 vs. Pittsburgh	37	37	34	Cam Atkinson	2013-14	Apr. 1 vs. Colorado	75	72	21
Ray Whitney	2002-03	Mar. 6 vs. Vancouver	66	65	24	Ryan Johansen	2014-15	Feb. 6 vs. St. Louis	50	50	26
Andrew Cassels	2002-03	Apr. 4 vs. Detroit	81	78	20	Nick Foligno	2014-15	Feb. 6 vs. St. Louis	50	49	31
David Vyborny	2002-03	Apr. 6 at Minnesota	79	82	20	Scott Hartnell	2014-15	Mar. 13 vs. Edmonton	68	63	28
Rick Nash	2003-04	Dec. 19 vs. Calgary	31	31	41	Cam Atkinson	2014-15	Mar. 28 at St. Louis	75	71	22
David Vyborny	2003-04	Mar. 14 at Minnesota	72	72	22	Brandon Saad	2015-16	Feb. 11 vs. Anaheim	56	55	31
Nikolai Zherdev	2005-06	Mar. 4 at Los Angeles	60	59	27	Boone Jenner	2015-16	Feb. 22 at Boston	60	60	30
Rick Nash	2005-06	Mar. 15 at Chicago	66	38	31	Scott Hartnell	2015-16	Feb. 27 vs. Florida	63	61	23
David Vyborny	2005-06	Apr. 15 vs. Chicago	80	78	22	Cam Atkinson	2015-16	Feb. 29 at NY Rangers	64	63	27
Rick Nash	2006-07	Mar. 3 at Phoenix	66	59	27	Cam Atkinson	2016-17	Jan. 10 at Carolina	40	40	35
Fredrik Modin	2006-07	Mar. 25 at St. Louis	75	72	22	Nick Foligno	2016-17	Feb. 15 vs. Toronto	56	54	26
Rick Nash	2007-08	Dec. 31 vs. Edmonton	39	37	38	Brandon Saad	2016-17	Mar. 4 at Ottawa	63	63	24
Nikolai Zherdev	2007-08	Jan. 19 at Dallas	48	48	26	Artemi Panarin	2017-18	Mar. 4 at San Jose	66	66	27
Rick Nash	2008-09	Jan. 27 vs. Detroit	48	44	40	Cam Atkinson	2017-18	Mar. 27 at Edmonton	77	61	24
R.J. Umberger	2008-09	Feb. 19 at Toronto	59	59	26	Pierre-Luc Dubois	2017-18	Apr. 3 vs. Detroit	80	80	20
Kristian Huselius	2008-09	Mar. 13 at Chicago	66	65	21	Cam Atkinson	2018-19	Dec. 20 vs. New Jersey	34	33	41
Rick Nash	2009-10	Jan. 16 vs. Chicago	50	50	33	Artemi Panarin	2018-19	Jan. 31 at Winnipeg	50	48	28
Antoine Vermette	2009-10	Mar. 2 vs. Vancouver	64	64	27	Pierre-Luc Dubois	2018-19	Feb. 5 at Colorado	52	52	27
R.J. Umberger	2009-10	Mar. 11 vs. Atlanta	68	68	23	Josh Anderson	2018-19	Feb. 16 at Chicago	57	57	27
Kristian Huselius	2009-10	Mar. 19 vs. Minnesota	71	63	23	Oliver Bjorkstrand	2018-19	Mar. 30 at Nashville	78	73	23
Rick Nash	2010-11	Jan. 8 at Los Angeles	42	41	32	Oliver Bjorkstrand	2019-20	Feb. 18 at Philadelphia	61	48	21
R.J. Umberger	2010-11	Feb. 25 vs. Phoenix	60	60	25	Zach Werenski	2019-20	Mar. 1 vs. Vancouver	67	60	20

\*Had 22 goals in 65 games with Columbus before being traded to Buffalo. Finished the season with 27 goals in 79 games.

TGM - Team Game Played... PGM - Player Game Played... TOT - Season Total

## HAT TRICKS

### HAT TRICKS FOR - 39

GOALS	PLAYER	DATE	OPPONENT	GOALTENDER	RESULT
3	Geoff Sanderson	Feb. 10, 2001	Nashville	Mike Dunham	W, 3-2
3	Deron Quint	Mar. 9, 2001	at Florida	Trevor Kidd	W, 7-6
3	Tyler Wright *	Mar. 16, 2001	at Atlanta	Norm Maracle (2, EN)	W, 3-0
3	Espen Knutsen	Jan. 24, 2002	San Jose	Evgeni Nabokov (2), Miikka Kiprusoff	W, 6-2
3	Tyler Wright	Oct. 27, 2002	Los Angeles	Jamie Storr	W, 5-1
3	Ray Whitney	Feb. 27, 2003	Los Angeles	Jamie Storr (2, EN)	W, 3-1
3	Tyler Wright	Mar. 20, 2003	Toronto	Trevor Kidd	W, 4-3 OT
4	Geoff Sanderson *	Mar. 29, 2003	at Calgary	Roman Turek (3, EN)	W, 6-4
3	David Vyborny	Nov. 7, 2003	Atlanta	Byron Dafeo (2, EN)	W, 4-2
3	Bryan Berard	Jan. 8, 2006	at Phoenix	Curtis Joseph	W, 5-2
3	Rick Nash	Apr. 7, 2006	at Detroit	Manny Legace	L, 6-5 SO
3	Rick Nash	Dec. 31, 2007	Edmonton	Dwayne Roloson (2, EN)	W, 4-2
3	Nikita Filatov	Jan. 10, 2009	Minnesota	Josh Harding	W, 4-2
3	Rick Nash	Jan. 27, 2009	Detroit	Chris Osgood	W, 3-2 OT
3	Rick Nash	Mar. 7, 2009	at Detroit	Chris Osgood	W, 8-2
3	R.J. Umberger	Nov. 30, 2009	St. Louis	Chris Mason (2, EN)	W, 5-2
3	Rick Nash *	Nov. 20, 2010	at San Jose	Antero Nittymaki	W, 3-0
3	Kristian Huselius	Dec. 16, 2010	at Edmonton	Nikolai Khabibulin	L, 3-6
3	Matt Calvert *	Feb. 25, 2011	Phoenix	Ilya Bryzgalov	W, 5-3
3	Jeff Carter	Dec. 22, 2011	at Nashville	Pekka Rinne	L, 5-6
3	Jeff Carter	Feb. 21, 2012	San Jose	Antti Niemi (2), Thomas Greiss	W, 6-3
3	R.J. Umberger	Mar. 23, 2012	Carolina	Cam Ward	W, 5-1
3	Cam Atkinson	Apr. 5, 2012	at Colorado	Semyon Varlamov	W, 5-2
3	Scott Hartnell	Mar. 24, 2015	Anaheim	John Gibson (2, EN)	W, 5-3
3	Cam Atkinson	Mar. 27, 2015	at Chicago	Corey Crawford (2, EN)	W, 5-2
3	Nick Foligno	Apr. 4, 2015	Pittsburgh	Marc-Andre Fleury (2, EN)	W, 5-3
3	Cam Atkinson	Jan. 25, 2016	Montreal	Mike Condon	W, 5-2
3	Nick Foligno	Feb. 25, 2016	New Jersey	Cory Schneider (2), Keith Kinkaid	W, 6-1
3	Brandon Saad *	Apr. 2, 2016	at Carolina	Eddie Lack	W, 5-1
3	Scott Hartnell	Dec. 22, 2016	Pittsburgh	Matt Murray (2), Marc-Andre Fleury	W, 7-1
3	Cam Atkinson	Mar. 15, 2018	at Philadelphia	Petr Mrazek (2, EN)	W, 5-3
3	Artemi Panarin	Mar. 20, 2018	at NY Rangers	Henrik Lundqvist (2, EN)	W, 5-3
3	Thomas Vanek	Mar. 27, 2018	at Edmonton	Cam Talbot (2), Laurent Brossoit	W, 7-3
3	Pierre-Luc Dubois	Mar. 29, 2018	at Calgary	Jon Gillies	W, 5-1
3	Cam Atkinson	Nov. 17, 2018	at Carolina	Scott Darling	W, 4-1
3	Cam Atkinson	Dec. 4, 2018	Calgary	David Rittich, Mike Smith (2)	L, 6-9
3	Boone Jenner	Mar. 12, 2019	Boston	Tuukka Rask (2, EN)	W, 7-4
3	Gustav Nyquist	Nov. 29, 2019	Pittsburgh	Tristian Jarry (2, EN)	W, 5-2
3	Zach Werenski	Dec. 31, 2019	Florida	Sergei Bobrovsky	W, 4-1

\* Natural Hat Trick



# ALL-TIME STATISTICS

## HAT TRICKS Continued

### HAT TRICKS AGAINST - 41

GOALS	PLAYER	DATE	OPPONENT	GOALTENDER	RESULT
3	Bill Guerin	Feb. 4, 2002	Boston	Marc Denis	L, 0-8
3	Marian Gaborik	Mar. 10, 2002	at Minnesota	Ron Tugnutt	L, 0-5
3	Marian Hossa	Nov. 23, 2002	at Ottawa	J.F. Labbe	L, 2-5
3	Pavel Bure	Dec. 3, 2002	at NY Rangers	Marc Denis	L, 3-5
3	Joe Sakic *	Mar. 13, 2003	Colorado	Marc Denis	L, 1-5
3	Peter Bondra	Nov. 29, 2003	Washington	Marc Denis (2), Fred Brathwaite	L, 3-5
3	Bill Guerin	Mar. 3, 2004	at Dallas	Marc Denis	L, 2-4
3	Jason Williams	Oct. 22, 2005	Detroit	Marc Denis	L, 0-6
3	Alexander Frolov *	Nov. 13, 2005	Los Angeles	Martin Prusek (2), Marc Denis	L, 2-8
3	Craig Conroy	Nov. 13, 2005	Los Angeles	Martin Prusek, Marc Denis (2)	L, 2-8
3	Ronald Petrovicky	Dec. 9, 2005	at Atlanta	Pascal Leclaire (2, EN)	L, 2-5
3	Jonathan Cheechoo	Jan. 5, 2006	at San Jose	Marc Denis	L, 3-6
3	Dan Cleary	Dec. 28, 2006	Detroit	Fredrik Norrena	L, 4-7
3	Ryane Clowe	Jan. 6, 2007	at San Jose	Fredrik Norrena	L, 2-5
3	Joe Sakic	Oct. 13, 2007	at Colorado	Pascal Leclaire	L, 1-5
3	Henrik Zetterberg *	Mar. 19, 2008	at Detroit	Fredrik Norrena	L, 1-3
3	Loui Eriksson	Dec. 18, 2008	at Dallas	Pascal Leclaire	L, 5-6 SO
3	Dany Heatley	Oct. 8, 2009	at San Jose	Steve Mason (2), Mathieu Garon	L, 3-6
3	Steve Sullivan	Dec. 14, 2009	Nashville	Steve Mason	L, 3-5
3	Alexandre Burrows	Jan. 5, 2010	at Vancouver	Steve Mason (2), Mathieu Garon	L, 3-7
3	Rene Bourque	Oct. 22, 2010	Calgary	Steve Mason	L, 2-6
3	Ryan Kesler	Dec. 15, 2010	at Vancouver	Mathieu Garon	L, 2-3
3	Anze Kopitar	Mar. 11, 2011	Los Angeles	Steve Mason	L, 2-4
3	Ryan Jones	Dec. 2, 2011	at Edmonton	Curtis Sanford	L, 3-6
3	Corey Perry	Jan. 8, 2012	at Anaheim	Curtis Sanford	L, 4-7
3	Viktor Stalberg	Jan. 10, 2012	at Chicago	Curtis Sanford	L, 2-5
3	Corey Perry	Feb. 12, 2012	Anaheim	Steve Mason	L, 3-5
3	Steve Sullivan	Jan. 23, 2013	at Phoenix	Steve Mason	L, 1-5
3	James Neal	Dec. 29, 2013	Pittsburgh	Curtis McElhinney	L, 3-5
3	Tyler Seguin	Oct. 14, 2014	Dallas	Sergei Bobrovsky (2, EN)	L, 2-4
3	Zach Parise	Jan. 5, 2016	Minnesota	Anton Forsberg (2, EN)	L, 2-4
3	Brock Nelson	Jan. 12, 2016	at NY Islanders	Anton Forsberg (2, EN)	L, 2-5
3	Michael Grabner	Jan. 7, 2017	NY Rangers	Curtis McElhinney	L, 4-5
3	Josh Bailey	Dec. 14, 2017	NY Islanders	Sergei Bobrovsky	W, 6-4
3	Nazem Kadri	Feb. 14, 2018	at Toronto	Joonas Korpisalo	L, 3-6
3	Filip Forsberg	Apr. 7, 2018	at Nashville	Joonas Korpisalo (2, EN)	L, 2-4
3	Christian Fischer	Oct. 23, 2018	Arizona	Sergei Bobrovsky	L, 1-4
3	Cam Fowler	Nov. 4, 2018	at Anaheim	Joonas Korpisalo	L, 2-3 OT
3	Jake Guentzel	Nov. 24, 2018	at Pittsburgh	Joonas Korpisalo	L, 2-4
4	Blake Wheeler	Mar. 3, 2019	Winnipeg	Sergei Bobrovsky (3, EN)	L, 2-5
3	Anthony Duclair	Dec. 14, 2019	at Ottawa	Elvis Merzlikins (2), Joonas Korpisalo	L, 3-4 OT

\* Natural Hat Trick



## EXTRA ATTACKER GOALS

### GOALS FOR - 79

DATE	OPPONENT	GOAL SCORER	TIME	PERIOD	RESULT
Oct. 22, 2000	Detroit	Steve Heinze	19:00	3rd	L, 1-2 OT
Jan. 6, 2001	at Vancouver	Chris Nielsen	19:17	3rd	L, 3-4
Feb. 12, 2001	NY Rangers	Steve Heinze	17:43	3rd	L, 3-4
Feb. 16, 2001	at Detroit	Steve Heinze	18:25	3rd	L, 2-4
Oct. 14, 2001	at Chicago	Grant Marshall	16:18	1st	T, 2-2
Nov. 13, 2001	St. Louis	David Vyborny	18:45	3rd	W, 3-2 OT
Jan. 14, 2002	at NY Rangers	Tyler Wright	18:51	3rd	T, 2-2
Dec. 14, 2002	at Detroit	Jody Shelley	1:40	3rd	L, 4-6
Dec. 4, 2003	Nashville	Rick Nash	19:39	3rd	L, 2-4
Jan. 8, 2004	at San Jose	Mark Hartigan	14:11	2nd	W, 3-2 OT
Feb. 21, 2004	at Los Angeles	Rick Nash	18:32	3rd	L, 3-4
Oct. 9, 2005	at Chicago	Jason Chimera	4:31	1st	W, 3-2
Oct. 28, 2005	Minnesota	Adam Foote	19:18	3rd	W, 2-1 SO
Nov. 26, 2005	at St. Louis	Luke Richardson	13:52	2nd	W, 4-3
Dec. 9, 2005	at Atlanta	Nikolai Zherdev	5:16	3rd	L, 2-5
Dec. 26, 2005	Chicago	Nikolai Zherdev	19:36	3rd	W, 4-3 OT
Mar. 4, 2006	at Los Angeles	Nikolai Zherdev	4:35	3rd	L, 2-3
Apr. 7, 2006	at Detroit	Rick Nash	19:27	3rd	L, 5-6 SO
Apr. 11, 2006	at Dallas	Sergei Fedorov	18:26	3rd	L, 2-3
Apr. 18, 2006	Dallas	Mark Hartigan	19:03	3rd	W, 5-4 OT
Oct. 21, 2006	at Pittsburgh	Nikolai Zherdev	15:25	3rd	L, 3-5
Nov. 25, 2006	Minnesota	Sergei Fedorov	14:46	3rd	W, 5-3
Dec. 26, 2006	Boston	Sergei Fedorov	19:37	3rd	W, 5-4 OT
Feb. 20, 2007	at St. Louis	Rick Nash	19:46	3rd	L, 4-5 SO
Feb. 27, 2007	at Colorado	Rick Nash	19:31	3rd	L, 2-3
Mar. 7, 2007	Los Angeles	Geoff Platt	16:34	1st	W, 3-2
Mar. 30, 2007	at Chicago	Jason Chimera	11:56	2nd	L, 1-3
Nov. 4, 2007	St. Louis	Manny Malhotra	15:41	1st	W, 3-0
Mar. 7, 2008	Edmonton	Dan Fritsche	19:59	3rd	L, 1-2 OT
Dec. 7, 2008	at Anaheim	Fredrik Modin	19:14	3rd	L, 3-5
Dec. 18, 2008	at Dallas	Rick Nash	1:34	1st	L, 5-6 OT
Oct. 8, 2009	at San Jose	Raffi Torres	3:35	3rd	L, 3-6
Nov. 1, 2009	at Washington	Raffi Torres	19:37	3rd	W, 5-4 OT
Mar. 9, 2010	at Anaheim	Derek Dorsett	8:55	1st	W, 5-2
Apr. 1, 2010	at Detroit	R.J. Umberger	18:47	3rd	L, 2-3
Nov. 28, 2010	at Detroit	R.J. Umberger	18:29	3rd	L, 2-4
Dec. 6, 2010	Dallas	Rick Nash	19:13	3rd	W, 3-2
Jan. 15, 2011	at Detroit	Rick Nash	18:56	3rd	L, 5-6
Jan. 19, 2011	at Florida	Antoine Vermette	19:07	3rd	W, 3-2
Feb. 8, 2011	at Pittsburgh	Samuel Pahlsson	8:08	2nd	W, 4-1
Feb. 16, 2011	Los Angeles	Kris Russell	18:37	3rd	L, 3-4
Mar. 12, 2011	at Carolina	Derek MacKenzie	18:59	3rd	W, 3-2
Apr. 9, 2011	Buffalo	Kristian Huselius	19:37	3rd	L, 4-5
Dec. 1, 2011	at Calgary	Rick Nash	19:02	3rd	W, 4-3 SO
Feb. 7, 2012	Minnesota	David Savard	8:59	1st	W, 3-1
Feb. 19, 2012	NY Rangers	Rick Nash	18:27	3rd	L, 2-3 OT
Jan. 26, 2013	Chicago	Artem Anisimov	17:41	3rd	L, 2-3
Dec. 9, 2013	at Pittsburgh	Matt Calvert	19:04	3rd	L, 1-2
Mar. 18, 2014	Carolina	Boone Jenner	19:10	3rd	L, 1-3
Jan. 31, 2015	at Tampa Bay	Ryan Johansen	16:34	3rd	L, 1-3
Feb. 9, 2015	Los Angeles	David Savard	18:07	3rd	L, 3-4
Apr. 11, 2015	at NY Islanders	Alexander Wennberg	11:11	3rd	W, 5-4 SO
Apr. 11, 2015	at NY Islanders	Scott Hartnell	18:25	3rd	W, 5-4 SO
Nov. 6, 2015	at Anaheim	Scott Hartnell	19:00	3rd	L, 2-4
Dec. 10, 2015	at Winnipeg	Cam Atkinson	18:16	3rd	L, 4-6
Jan. 2, 2016	Washington	Brandon Saad	18:52	3rd	W, 5-4 SO
Jan. 5, 2016	Minnesota	Nick Foligno	19:44	3rd	L, 2-4
Mar. 22, 2016	Philadelphia	Boone Jenner	18:56	3rd	W, 3-2 SO
Mar. 22, 2016	Philadelphia	Cam Atkinson	19:52	3rd	W, 3-2 SO
Nov. 1, 2016	Dallas	Sam Gagner (PP)	19:44	3rd	W, 3-2 OT
Nov. 21, 2016	Colorado	Cam Atkinson	19:53	3rd	L, 2-3 OT
Nov. 29, 2016	Tampa Bay	Josh Anderson	16:00	2nd	W, 5-1
Mar. 4, 2017	at Ottawa	Sam Gagner (PP)	17:38	3rd	L, 2-3
Oct. 6, 2017	NY Islanders	Ryan Murray	6:57	2nd	W, 5-0
Dec. 14, 2017	NY Islanders	Nick Foligno	17:52	2nd	W, 6-4
Dec. 29, 2017	at Ottawa	Zach Werenski (PP)	19:28	3rd	L, 4-5
Mar. 20, 2018	at NY Rangers	Artemi Panarin	9:28	2nd	W, 5-3
Mar. 31, 2018	at Vancouver	Zach Werenski	18:23	3rd	L, 4-5 OT
Mar. 31, 2018	at Vancouver	Cam Atkinson	18:39	3rd	L, 4-5 OT
Nov. 4, 2018	at Anaheim	Pierre-Luc Dubois	19:28	3rd	L, 2-3, OT
Jan. 29, 2019	Buffalo	Pierre-Luc Dubois	3:17	1st	L, 4-5
Feb. 2, 2019	St. Louis	Pierre-Luc Dubois	17:23	3rd	L, 2-4



# ALL-TIME STATISTICS

## EXTRA ATTACKER GOALS Continued

DATE	OPPONENT	GOAL SCORER	TIME	PERIOD	RESULT
Feb. 26, 2019	Pittsburgh	Oliver Bjorkstrand	4:55	2nd	L, 2-5
Mar. 30, 2019	at Nashville	David Savard	15:58	1st	W, 5-2
Dec. 17, 2019	at Detroit	Cam Atkinson	11:02	1st	W, 5-3
Dec. 19, 2019	Los Angeles	Boone Jenner	18:17	3rd	W, 3-2 OT
Jan. 4, 2020	San Jose	Zach Werenski	17:24	3rd	L, 2-3
Feb. 7, 2020	Detroit	Zach Werenski	4:57	2nd	W, 2-0
Feb. 13, 2020	at Buffalo	Markus Nutivaara	18:47	3rd	L, 3-4 OT

## EXTRA ATTACKER GOALS

### GOALS AGAINST - 88

DATE	OPPONENT	GOAL SCORER	TIME	PERIOD	RESULT
Dec. 27, 2000	at New Jersey	Jason Arnott	18:51	3rd	T, 2-2 OT
Feb. 6, 2001	St. Louis	Scott Young	19:51	3rd	T, 2-2 OT
Feb. 17, 2001	Pittsburgh	Robert Lang	19:10	3rd	L, 2-3 OT
Dec. 31, 2001	Anaheim	Oleg Tverdovsky	18:26	3rd	W, 3-1
Jan. 6, 2002	Nashville	Greg Johnson	19:15	3rd	W, 4-3
Jan. 12, 2002	Chicago	Eric Daze	18:48	3rd	W, 5-4
Feb. 28, 2002	Pittsburgh	Alexei Morozov	19:28	3rd	L, 3-4 OT
Mar. 28, 2002	at Vancouver	Henrik Sedin	8:14	1st	L, 3-4 OT
Nov. 17, 2002	at Dallas	Scott Young	18:56	3rd	L, 2-3 OT
Nov. 22, 2002	at Buffalo	Taylor Pyatt	2:35	2nd	L, 4-5
Feb. 21, 2003	at San Jose	Jonathan Cheechoo	16:30	1st	L, 0-6
Apr. 4, 2003	Detroit	Pavel Datsyuk	19:48	3rd	T, 5-5 OT
Nov. 22, 2003	NY Islanders	Oleg Kvasha	19:19	3rd	W, 2-1
Dec. 2, 2003	Anaheim	Vinny Prospal	19:28	3rd	W, 2-1
Jan. 8, 2004	at San Jose	Scott Thornton	19:03	3rd	W, 3-2 OT
Jan. 24, 2004	Chicago	Steve Sullivan	19:19	3rd	W, 4-3
Oct. 26, 2005	Nashville	Adam Hall	19:40	3rd	W, 3-2 OT
Dec. 8, 2005	NY Islanders	Mark Parrish	19:23	3rd	W, 4-3 SO
Jan. 14, 2006	at Florida	Nathan Horton	19:13	3rd	W, 5-4 OT
Mar. 9, 2006	Phoenix	Dave Scatchard	18:13	3rd	W, 5-4
Oct. 7, 2006	at Chicago	Patrick Sharp	15:41	3rd	W, 5-4
Nov. 20, 2006	Nashville	Martin Erat	18:28	2nd	L, 1-3
Dec. 22, 2006	Vancouver	Daniel Sedin	18:45	3rd	W, 3-2
Jan. 6, 2007	at San Jose	Ryane Clowe	5:24	3rd	L, 2-5
Feb. 24, 2007	at NY Rangers	Blair Betts	2:46	1st	W, 3-2
Oct. 17, 2007	Dallas	Brenden Morrow	18:49	3rd	L, 2-3 SO
Jan. 17, 2008	at Phoenix	Martin Hanzal	18:22	3rd	W, 4-3
Nov. 3, 2008	at NY Islanders	Chris Campoli	14:15	2nd	L, 3-4 OT
Nov. 7, 2008	Montreal	Sergei Kostitsyn	19:19	3rd	W, 4-3 SO
Dec. 4, 2008	at San Jose	Joe Thornton	7:41	3rd	L, 2-3
Feb. 24, 2009	at Calgary	Mike Cammalleri	15:12	2nd	L, 1-4
Nov. 5, 2009	at Atlanta	Pavel Kubina	2:06	3rd	W, 4-3
Nov. 26, 2009	at Ottawa	Jason Spezza	18:34	1st	L, 1-2
Jan. 23, 2010	at Minnesota	Robbie Earl	18:52	3rd	L, 2-4
Feb. 4, 2010	Dallas	Brad Richards	19:13	3rd	W, 2-1
Oct. 28, 2010	Edmonton	Taylor Hall	9:57	3rd	W, 3-2 SO
Dec. 31, 2010	Ottawa	Daniel Alfredsson	18:49	3rd	W, 4-3
Mar. 9, 2011	St. Louis	Chris Stewart	6:23	3rd	L, 3-4
Mar. 12, 2011	at Carolina	Tuomo Ruutu	19:25	3rd	W, 3-2
Mar. 22, 2011	at Colorado	Daniel Winnik	19:56	3rd	L, 4-5 SO
Oct. 12, 2011	Colorado	Gabriel Landeskog	19:19	3rd	L, 2-3 SO
Oct. 22, 2011	at Ottawa	Jason Spezza	19:24	3rd	L, 3-4
Dec. 8, 2011	Nashville	Patric Hornqvist	18:24	3rd	L, 3-4 OT
Dec. 8, 2011	Nashville	Sergei Kostitsyn	19:47	3rd	L, 3-4 OT
Jan. 10, 2012	at Chicago	Viktor Stalberg	6:32	3rd	L, 2-5
Mar. 26, 2012	at Detroit	Nicklas Lidstrom	6:17	2nd	L, 2-7
Mar. 19, 2013	Nashville	Mike Fisher	18:46	3rd	W, 4-3
Dec. 21, 2013	Philadelphia	Wayne Simmons	18:19	3rd	W, 6-3
Jan. 18, 2014	at Buffalo	Tyler Myers	19:35	3rd	W, 4-3 SO
Jan. 21, 2014	Los Angeles	Robyn Regehr	16:30	3rd	W, 5-3
Apr. 9, 2014	at Dallas	Trevor Daley	8:39	3rd	W, 3-1
Dec. 6, 2014	at Tampa Bay	Ondrej Palat	18:47	3rd	W, 3-1
Dec. 9, 2014	Philadelphia	Brayden Schenn	19:04	3rd	W, 3-2 OT
Dec. 13, 2014	Pittsburgh	Kris Letang	19:49	3rd	W, 4-3 SO
Apr. 6, 2015	at NY Rangers	Derek Stepan	19:32	3rd	L, 3-4 OT



## EXTRA ATTACKER GOALS

### GOALS AGAINST - CONTINUED

DATE	OPPONENT	GOAL SCORER	TIME	PERIOD	RESULT
Oct. 27, 2015	at New Jersey	Kyle Palmieri (PP)	17:32	3rd	W, 3-1
Nov. 5, 2015	at Los Angeles	Jeff Carter	19:00	3rd	W, 3-2
Dec. 8, 2015	Los Angeles	Jeff Carter	18:33	3rd	L, 2-3 OT
Jan. 5, 2016	Minnesota	Zach Parise	17:22	1st	L, 2-4
Jan. 13, 2016	at Toronto	Brad Boyes	17:33	3rd	W, 3-1
Feb. 22, 2016	at Boston	Loui Eriksson	17:03	3rd	W, 6-4
Mar. 8, 2016	Detroit	Tomas Tatar	15:44	3rd	W, 5-3
Mar. 8, 2016	Detroit	Andreas Athanasiou	16:30	3rd	W, 5-3
Nov. 25, 2016	at Tampa Bay	Ondrej Palat	3:37	3rd	W, 5-3
Dec. 18, 2016	at Vancouver	Jannik Hansen	18:51	3rd	W, 4-3 OT
Dec. 29, 2016	at Winnipeg	Mathieu Perreault (PP)	18:27	3rd	W, 5-3
Jan. 8, 2017	Philadelphia	Brayden Schenn	19:43	3rd	W, 2-1 OT
Jan. 10, 2017	at Carolina	Brock McGinn	13:58	2nd	L, 3-5
Jan. 31, 2017	at NY Rangers	Kevin Klein	18:53	3rd	W, 6-4
Mar. 13, 2017	at Philadelphia	Travis Konecny	14:10	1st	W, 5-3
Oct. 10, 2017	at Carolina	Jeff Skinner	18:35	3rd	W, 2-1 OT
Jan. 7, 2018	Florida	Aleksander Barkov	18:26	3rd	W, 3-2 SO
Jan. 18, 2018	Dallas	Alexander Radulov	17:55	3rd	W, 2-1 SO
Mar. 20, 2018	at NY Rangers	Chris Kreider (PP)	18:08	3rd	W, 5-3
Nov. 3, 2018	at Los Angeles	Alex Iafallo	12:03	1st	L, 1-4
Nov. 26, 2018	at Detroit	Anthony Mantha	17:48	3rd	W, 7-5
Dec. 22, 2018	at Philadelphia	James van Riemsdyk	18:50	3rd	W, 4-3
Jan. 12, 2019	at Washington	Evgeny Kuznetsov	18:54	3rd	W, 2-1 OT
Apr. 5, 2019	at NY Rangers	Pavel Buchnevich	19:53	3rd	W, 3-2 SO
Oct. 7, 2019	Buffalo	Victor Olofsson (PP)	18:46	3rd	W, 4-3 OT
Oct. 16, 2019	Dallas	Miro Heiskanen	18:08	1st	W, 3-2
Oct. 16, 2019	Dallas	Joe Pavelski	19:55	3rd	W, 3-2
Nov. 12, 2019	at Montreal	Tomas Tatar	19:19	3rd	L, 2-3 SO
Nov. 21, 2019	Detroit	Tyler Bertuzzi	16:46	3rd	W, 5-4
Dec. 9, 2019	at Washington	Nicklas Backstrom	17:54	3rd	W, 5-2
Jan. 7, 2020	at Anaheim	Ondrej Kase	19:16	3rd	W, 4-3
Feb. 2, 2020	at Montreal	Shea Weber	18:59	3rd	W, 4-3
Mar. 6, 2020	at Calgary	Matthew Tkacuk	18:17	3rd	L, 2-3 OT



# ALL-TIME STATISTICS

## PENALTY SHOTS

### PENALTY SHOTS FOR - 38 (15 GOALS)

Date	Opponent	Player	Goaltender	Result	Time	Per.	Score
Oct. 15, 2000	at Chicago	David Vyborny	Robbie Tallas	Goal	7:16	2nd	L, 1-2
Nov. 9, 2000	San Jose	Robert Kron	Steve Shields	Unsuccessful	5:34	1st	W, 5-2
Mar. 19, 2001	Nashville	David Vyborny	Tomas Vokoun	Goal	18:01	3rd	L, 1-2
Mar. 14, 2002	Vancouver	Mike Sillinger	Dan Cloutier	Unsuccessful	11:38	3rd	L, 1-5
Mar. 25, 2003	at Los Angeles	Andrej Nedorost	Cristobal Huet	Unsuccessful	16:09	2nd	W, 2-1 OT
Feb. 2, 2004	at Phoenix	David Vyborny	Brian Boucher	Goal	1:23	2nd	T, 3-3
Dec. 17, 2005	at Nashville	David Vyborny	Tomas Vokoun	Goal	14:50	3rd	L, 7-3
Jan. 21, 2006	at Nashville	Trevor Letowski	Tomas Vokoun	Unsuccessful	0:28	3rd	L, 7-2
Feb. 6, 2006	at Vancouver	Rick Nash	Alex Auld	Unsuccessful	13:09	2nd	L, 4-7
Mar. 15, 2006	at Chicago	Dan Fritsche	Nikolai Khabibulin	Unsuccessful	6:06	2nd	L, 2-3
Dec. 31, 2006	Chicago	Rick Nash	Nikolai Khabibulin	Unsuccessful	19:54	2nd	W, 3-1
Oct. 19, 2007	at Buffalo	Rick Nash	Ryan Miller	Unsuccessful	12:08	2nd	W, 3-0
Nov. 26, 2007	at Edmonton	Rick Nash	Dwayne Roloson	Unsuccessful	14:04	1st	L, 1-3
Feb. 8, 2008	at San Jose	Rick Nash	Evgeni Nabokov	Unsuccessful	13:03	2nd	L, 2-1 OT
Jan. 2, 2009	at Colorado	Rick Nash	Peter Budaj	Goal	12:33	2nd	W, 6-1
Apr. 8, 2009	at Chicago	Rick Nash	Nikolai Khabibulin	Unsuccessful	8:59	1st	W, 4-3 SO
Oct. 25, 2009	at Los Angeles	Rick Nash	Jonathan Quick	Unsuccessful	13:15	1st	L, 2-6
Mar. 25, 2010	Chicago	Jakub Voracek	Cristobal Huet	Goal	11:02	2nd	W, 8-3
Nov. 26, 2010	Detroit	Jared Boll	Jimmy Howard	Unsuccessful	8:53	2nd	L, 1-2
Feb. 25, 2011	Phoenix	R.J. Umberger	Ilya Bryzgalov	Unsuccessful	3:19	1st	W, 5-3
Mar. 3, 2011	at Edmonton	R.J. Umberger	Devan Dubnyk	Unsuccessful	10:15	1st	L, 2-4
Mar. 4, 2011	at Calgary	Matt Calvert	Miikka Kiprusoff	Unsuccessful	12:02	2nd	L, 3-4
Mar. 4, 2011	at Calgary	Antoine Vermette	Miikka Kiprusoff	Unsuccessful	9:25	3rd	L, 3-4
Oct. 10, 2011	Vancouver	Maksim Mayorov	Cory Schneider	Unsuccessful	19:09	3rd	L, 2-3
Mar. 25, 2012	Edmonton	Rick Nash	Devan Dubnyk	Goal	7:42	2nd	L, 3-6
Jan. 11, 2014	at Winnipeg	Boone Jenner	Ondrej Pavelec	Goal	9:07	2nd	W, 6-3
Dec. 13, 2014	Pittsburgh	Boone Jenner	Thomas Greiss	Goal	12:05	3rd	W, 4-3 SO
Mar. 3, 2015	Washington	Scott Hartnell	Braden Holtby	Unsuccessful	8:47	2nd	L, 3-5
Mar. 31, 2015	New Jersey	Brandon Dubinsky	Cory Schneider	Goal	4:40	2nd	W, 3-2 OT
Feb. 16, 2016	Boston	Alexander Wennberg	Tuukka Rask	Goal	9:54	1st	L, 2-1 OT
Oct. 22, 2016	at Dallas	Cam Atkinson	Kari Lehtonen	Unsuccessful	9:39	3rd	W, 3-0
Feb. 26, 2017	at NY Rangers	Brandon Saad	Henrik Lundqvist	Unsuccessful	19:07	1st	W, 5-2
Mar. 19, 2017	at New Jersey	Lukas Sedlak	Cory Schneider	Goal	6:32	1st	W, 4-1
Mar. 19, 2017	at New Jersey	Brandon Dubinsky	Cory Schneider	Goal	6:28	2nd	W, 4-1
Nov. 11, 2017	at Detroit	Josh Anderson	Jimmy Howard	Unsuccessful	19:17	1st	W, 2-1 SO
Dec. 20, 2018	New Jersey	Cam Atkinson	Mackenzie Blackwood	Goal	1:15	2nd	W, 2-1
Mar. 30, 2019	at Nashville	Cam Atkinson	Juuse Saros	Unsuccessful	15:13	3rd	W, 5-2
Oct. 21, 2019	at Toronto	Gustav Nyquist	Frederik Andersen	Goal	1:57	OT	W, 4-3 OT

### PENALTY SHOTS AGAINST - 32 (25 SAVES)

Date	Opponent	Player	Goaltender	Result	Time	Per.	Score
Feb. 28, 2001	Phoenix	Jeremy Roenick	Marc Denis	Unsuccessful	17:06	2nd	W, 5-2
Dec. 12, 2001	at Colorado	Shjon Podein	Marc Denis	Unsuccessful	13:42	2nd	L, 1-5
Jan. 14, 2002	at NY Rangers	Manny Malhotra	Marc Denis	Unsuccessful	3:07	2nd	T, 2-2
Apr. 12, 2002	Atlanta	Tony Hrkac	Marc Denis	Goal	16:23	3rd	W, 5-4 OT
Jan. 23, 2003	at Colorado	Dean McAmmond	Marc Denis	Unsuccessful	7:52	1st	L, 0-5
Dec. 16, 2003	at St. Louis	Pavol Demitra	Marc Denis	Unsuccessful	18:12	2nd	L, 1-2 OT
Feb. 23, 2004	at San Jose	Jonathan Cheechoo	Pascal Leclaire	Goal	0:32	3rd	L, 2-4
Feb. 28, 2004	Colorado	Paul Kariya	Marc Denis	Unsuccessful	10:27	2nd	W, 5-4 OT
Dec. 23, 2005	Nashville	Steve Sullivan	Marc Denis	Unsuccessful	9:07	2nd	L, 4-5
Mar. 5, 2006	at Anaheim	Scott Niedermayer	Pascal Leclaire	Unsuccessful	12:14	3rd	W, 3-2 SO
Oct. 21, 2006	at Pittsburgh	Jordan Staal	Fredrik Norrena	Goal	7:49	3rd	L, 3-5
Dec. 10, 2006	Ottawa	Peter Schaefer	Pascal Leclaire	Unsuccessful	3:55	2nd	W, 6-2
Jan. 5, 2007	at Anaheim	Teemu Selanne	Fredrik Norrena	Unsuccessful	19:39	3rd	W, 4-3
Jan. 26, 2007	Buffalo	Daniel Paille	Fredrik Norrena	Unsuccessful	19:42	2nd	W, 3-2
Dec. 10, 2007	Anaheim	Samuel Pahlsson	Pascal Leclaire	Goal	18:44	2nd	L, 3-4 OT
Mar. 9, 2008	Tampa Bay	Vincent Lecavalier	Pascal Leclaire	Goal	17:37	2nd	W, 5-3
Mar. 30, 2007	at Chicago	Duncan Keith	Brian Boucher	Unsuccessful	9:39	3rd	L, 1-3
Dec. 6, 2008	at Los Angeles	Patrick O'Sullivan	Steve Mason	Unsuccessful	6:43	2nd	L, 0-3
Oct. 8, 2009	at San Jose	Dany Heatley	Mathieu Garon	Goal	7:08	3rd	L, 3-6
Apr. 9, 2010	Detroit	Darren Helm	Steve Mason	Unsuccessful	7:26	3rd	L, 0-1 SO
Dec. 26, 2010	at Chicago	Jack Skille	Mathieu Garon	Unsuccessful	16:44	2nd	L, 1-4
Jan. 29, 2013	at Minnesota	Pierre-Marc Bouchard	Steve Mason	Unsuccessful	15:49	3rd	L, 2-3
Nov. 22, 2013	at Vancouver	Jannik Hansen	Sergei Bobrovsky	Unsuccessful	16:33	3rd	L, 2-6
Mar. 20, 2014	at Montreal	Lars Eller	Sergei Bobrovsky	Unsuccessful	3:21	3rd	W, 3-2
Oct. 18, 2014	at Ottawa	Mike Hoffman	Curtis McElhinney	Unsuccessful	11:56	1st	L, 2-3
Nov. 8, 2014	Tampa Bay	Nikita Kucherov	Anton Forsberg	Unsuccessful	16:10	1st	L, 4-7
Jan. 19, 2015	at Minnesota	Zach Parise	Sergei Bobrovsky	Unsuccessful	9:02	2nd	W, 3-1
Oct. 10, 2015	at NY Rangers	Rick Nash	Sergei Bobrovsky	Unsuccessful	17:09	1st	L, 5-2
Nov. 19, 2015	at Ottawa	Mike Hoffman	Curtis McElhinney	Unsuccessful	14:09	1st	L, 1-4
Jan. 20, 2016	Washington	Alex Ovechkin	Sergei Bobrovsky	Unsuccessful	10:40	3rd	L, 3-6
Dec. 18, 2017	at Boston	Tim Schaller	Sergei Bobrovsky	Unsuccessful	13:06	3rd	L, 2-7
Nov. 3, 2018	at Los Angeles	Dustin Brown	Sergei Bobrovsky	Goal	8:43	3rd	L, 1-4



# ALL-TIME STATISTICS



## SHUTOUTS FOR - 103

Date	Opponent	Goaltender	Saves	Score	Date	Opponent	Goaltender	Saves	Score
Dec. 18, 2000	at Montreal	Ron Tugnutt	27	2-0	Nov. 4, 2010	at Atlanta	Mathieu Garon	25	3-0
Jan. 15, 2001	Minnesota	Ron Tugnutt	31	3-0	Nov. 20, 2010	at San Jose	Mathieu Garon	35	3-0
Mar. 14, 2001	Calgary	Ron Tugnutt	30	3-0	Nov. 22, 2010	Nashville	Steve Mason	27	2-0
Mar. 16, 2001	at Atlanta	Ron Tugnutt	34	3-0	Feb. 4, 2011	at Detroit	Steve Mason	34	3-0
Nov. 27, 2001	Phoenix	Ron Tugnutt	26	3-0	Feb. 22, 2011	Nashville	Steve Mason	20	4-0
Jan. 16, 2002	NY Rangers	Marc Denis	31	2-0	Jan. 7, 2012	at Los Angeles	Curtis Sanford	31	1-0
Mar. 2, 2002	at Los Angeles	Ron Tugnutt	30	2-0	Mar. 1, 2012	at Colorado	Steve Mason	33	2-0
Dec. 19, 2002	Calgary	Marc Denis	29	3-0	Mar. 9, 2013	Detroit	Sergei Bobrovsky	30	3-0
Jan. 4, 2003	Phoenix	Marc Denis	23	2-0	Mar. 16, 2013	Phoenix	Sergei Bobrovsky	39	1-0 SO
Feb. 12, 2003	San Jose	Marc Denis	38	1-0	Mar. 26, 2013	at Vancouver	Sergei Bobrovsky	34	0-1 SO
Mar. 15, 2003	Minnesota	Marc Denis	24	5-0	Apr. 9, 2013	San Jose	Sergei Bobrovsky	30	4-0
Apr. 2, 2003	Minnesota	Marc Denis	27	3-0	Nov. 25, 2013	at Toronto	Sergei Bobrovsky	18	6-0
Oct. 11, 2003	NY Rangers	Marc Denis	25	5-0	Dec. 3, 2013	Tampa Bay	Bobrovsky/McElhinney	26	1-0
Nov. 20, 2003	Detroit	Marc Denis	25	3-0	Dec. 6, 2013	Minnesota	Curtis McElhinney	20	4-0
Jan. 2, 2004	at Tampa Bay	Marc Denis	37	2-0	Jan. 2, 2014	at Phoenix	Curtis McElhinney	34	2-0
Mar. 2, 2004	at Carolina	Marc Denis	25	3-0	Jan. 10, 2014	Carolina	Sergei Bobrovsky	36	3-0
Mar. 24, 2004	Minnesota	Marc Denis	20	2-0	Mar. 8, 2014	at Nashville	Sergei Bobrovsky	28	1-0
Dec. 28, 2005	Anaheim	Marc Denis	40	1-0	Apr. 3, 2014	at Philadelphia	Sergei Bobrovsky	37	2-0
Oct. 27, 2006	Los Angeles	Pascal Leclaire	38	2-0	Apr. 6, 2014	NY Islanders	Sergei Bobrovsky	31	4-0
Dec. 2, 2006	at Edmonton	Fredrik Norrena	21	4-0	Dec. 16, 2014	at Detroit	Sergei Bobrovsky	30	1-0 SO
Dec. 5, 2006	at Colorado	Fredrik Norrena	42	3-0	Apr. 8, 2015	Toronto	Sergei Bobrovsky	35	5-0
Feb. 16, 2007	San Jose	Fredrik Norrena	29	3-0	Nov. 20, 2015	Nashville	Sergei Bobrovsky	39	4-0
Oct. 5, 2007	Anaheim	Pascal Leclaire	28	4-0	Oct. 22, 2016	at Dallas	Sergei Bobrovsky	32	3-0
Oct. 10, 2007	Phoenix	Pascal Leclaire	32	3-0	Oct. 28, 2016	at Anaheim	Sergei Bobrovsky	35	4-0
Oct. 19, 2007	at Buffalo	Pascal Leclaire	21	3-0	Nov. 4, 2016	Montreal	Sergei Bobrovsky	30	10-0
Oct. 25, 2007	St. Louis	Pascal Leclaire	36	3-0	Feb. 25, 2017	NY Islanders	Joonas Korpisalo	24	7-0
Nov. 4, 2007	St. Louis	Pascal Leclaire	21	3-0	Mar. 2, 2017	Minnesota	Sergei Bobrovsky	38	1-0
Nov. 23, 2007	at Minnesota	Pascal Leclaire	32	4-0	Mar. 5, 2017	at New Jersey	Sergei Bobrovsky	20	3-0
Dec. 26, 2007	Atlanta	Pascal Leclaire	21	2-0	Mar. 7, 2017	New Jersey	Sergei Bobrovsky	33	2-0
Jan. 24, 2008	at Chicago	Pascal Leclaire	30	1-0	Mar. 25, 2017	Philadelphia	Sergei Bobrovsky	36	1-0
Feb. 23, 2008	at Montreal	Pascal Leclaire	31	3-0	Oct. 6, 2017	NY Islanders	Sergei Bobrovsky	29	5-0
Mar. 18, 2008	Calgary	Fredrik Norrena	18	3-0	Nov. 17, 2017	NY Rangers	Sergei Bobrovsky	36	2-0
Mar. 26, 2008	Chicago	Fredrik Norrena	17	4-0	Nov. 22, 2017	Calgary	Sergei Bobrovsky	22	1-0 OT
Nov. 22, 2008	at Atlanta	Steve Mason	15	2-0	Dec. 9, 2017	Arizona	Sergei Bobrovsky	35	1-0
Nov. 29, 2008	Washington	Steve Mason	26	3-0	Mar. 22, 2018	Florida	Sergei Bobrovsky	33	4-0
Dec. 27, 2008	Philadelphia	Steve Mason	20	3-0	Dec. 17, 2018	Vegas	Sergei Bobrovsky	28	1-0
Dec. 29, 2008	at Los Angeles	Steve Mason	24	2-0	Dec. 23, 2018	at New Jersey	Sergei Bobrovsky	39	3-0
Dec. 31, 2008	at Anaheim	Steve Mason	27	2-0	Feb. 12, 2019	Washington	Sergei Bobrovsky	20	3-0
Jan. 9, 2009	at Washington	Steve Mason	45	3-0	Feb. 22, 2019	at Ottawa	Sergei Bobrovsky	22	3-0
Jan. 30, 2009	Ottawa	Steve Mason	17	1-0	Feb. 23, 2019	San Jose	Sergei Bobrovsky	26	4-0
Feb. 10, 2009	Colorado	Daniel LaCosta	31	3-0	Mar. 15, 2019	Carolina	Sergei Bobrovsky	46	3-0
Feb. 26, 2009	at Edmonton	Steve Mason	19	1-0	Mar. 24, 2019	at Vancouver	Sergei Bobrovsky	21	5-0
Mar. 10, 2009	Boston	Steve Mason	35	2-0	Mar. 26, 2019	NY Islanders	Sergei Bobrovsky	26	4-0
Mar. 26, 2009	Calgary	Steve Mason	33	5-0	Mar. 31, 2019	at Buffalo	Sergei Bobrovsky	38	4-0
Oct. 10, 2009	at Phoenix	Mathieu Garon	36	2-0	Nov. 25, 2019	Ottawa	Joonas Korpisalo	25	1-0
Dec. 9, 2009	Florida	Steve Mason	32	3-0	Dec. 16, 2019	Washington	Joonas Korpisalo	30	3-0
Dec. 28, 2009	Detroit	Steve Mason	34	1-0 OT	Jan. 11, 2020	at Vegas	Elvis Merzlikins	27	3-0
Jan. 10, 2010	Dallas	Mathieu Garon	26	2-0	Jan. 14, 2020	Boston	Elvis Merzlikins	34	3-0
Feb. 6, 2010	Buffalo	Steve Mason	28	4-0	Jan. 18, 2020	New Jersey	Elvis Merzlikins	41	5-0
Feb. 10, 2010	San Jose	Steve Mason	40	3-0	Feb. 4, 2020	Florida	Elvis Merzlikins	32	1-0 OT
Apr. 9, 2010	Detroit	Steve Mason	45	0-1 SO	Feb. 7, 2020	Detroit	Elvis Merzlikins	16	2-0
Nov. 2, 2010	Montreal	Mathieu Garon	29	3-0					



# ALL-TIME STATISTICS

## SHUTOUTS AGAINST - 124

Date	Opponent	Goaltender	Saves	Score	Date	Opponent	Goaltender	Saves	Score
Nov. 1, 2000	at Dallas	Ed Belfour	14	0-4	Mar. 25, 2008	at Nashville	Dan Ellis	36	0-3
Nov. 17, 2000	Florida	Trevor Kidd	30	0-3	Mar. 28, 2008	Nashville	Dan Ellis	43	0-2
Nov. 24, 2000	at Dallas	Ed Belfour	23	0-3	Apr. 5, 2008	at St. Louis	Manny Legace	25	0-3
Dec. 3, 2000	at Chicago	Jocelyn Thibault	29	0-5	Dec. 6, 2008	at Los Angeles	Jason LaBarbera	23	0-3
Dec. 26, 2000	at St. Louis	Brent Johnson	24	0-5	Dec. 20, 2008	at Phoenix	Ilya Bryzgalov	33	0-2
Mar. 27, 2001	at Calgary	Fred Brathwaite	19	0-3	Dec. 23, 2008	Los Angeles	Jonathan Quick	24	0-3
Mar. 29, 2001	at Los Angeles	Felix Potvin	27	0-3	Jan. 6, 2009	at Detroit	Ty Conklin	23	0-3
Oct. 20, 2001	Colorado	Patrick Roy	24	0-5	Mar. 15, 2009	Detroit	Chris Osgood	23	0-4
Oct. 27, 2001	at San Jose	Evgeni Nabokov	16	0-2	Apr. 5, 2009	Chicago	Nikolai Khabibulin	20	0-1 OT
Nov. 9, 2001	Edmonton	Tommy Salo	23	0-3	Jan. 14, 2010	at Chicago	Cristobal Huet	24	0-3
Nov. 21, 2001	Detroit	Manny Legace	38	0-1 OT	Mar. 8, 2010	at Los Angeles	Jonathan Quick	11	0-6
Dec. 5, 2001	at Florida	Roberto Luongo	23	0-2	Mar. 20, 2010	at Nashville	Pekka Rinne	33	0-1 OT
Dec. 6, 2001	at Tampa Bay	Nikolai Khabibulin	27	0-1	Apr. 9, 2010	Detroit	Jimmy Howard	22	0-1 SO
Dec. 8, 2001	Colorado	Patrick Roy	26	0-2	Dec. 3, 2010	at Buffalo	Ryan Miller	19	0-5
Feb. 4, 2002	Boston	John Grahame	30	0-8	Jan. 7, 2011	at Anaheim	Jonas Hiller	27	0-6
Feb. 9, 2002	Nashville	Tomas Vokoun	25	0-1 OT	Mar. 17, 2011	Detroit	Joey MacDonald	37	0-2
Mar. 10, 2002	at Minnesota	Dwayne Roloson	14	0-5	Mar. 20, 2011	New Jersey	Martin Brodeur	13	0-3
Apr. 14, 2002	at Chicago	Jocelyn Thibault	28	0-2	Mar. 24, 2011	at Phoenix	Ilya Bryzgalov	28	0-3
Dec. 23, 2002	Detroit	Curtis Joseph	33	0-1	Apr. 5, 2011	at Dallas	Kari Lehtonen	23	0-3
Jan. 23, 2003	at Colorado	Patrick Roy	18	0-5	Jan. 19, 2012	Nashville	Pekka Rinne	38	0-3
Feb. 19, 2003	at Anaheim	J-S Giguere	26	0-2	Jan. 31, 2012	at San Jose	Antti Niemi	30	0-6
Feb. 21, 2003	at San Jose	Evgeni Nabokov	29	0-6	Feb. 24, 2012	Colorado	Semyon Varlamov	28	0-5
Feb. 25, 2003	at Nashville	Tomas Vokoun	19	0-5	Mar. 14, 2012	at Edmonton	Devan Dubnyk	22	0-3
Mar. 11, 2003	Dallas	Ron Tugnutt	25	0-2	Apr. 3, 2012	at Phoenix	Mike Smith	54	0-2
Mar. 24, 2003	at Anaheim	J-S Giguere	29	0-5	Jan. 24, 2013	at Colorado	Semyon Varlamov	33	0-4
Mar. 28, 2003	at Edmonton	Jussi Markkanen	26	0-4	Feb. 24, 2013	at Chicago	Corey Crawford	28	0-1
Apr. 1, 2003	at Philadelphia	Roman Cechmanek	10	0-4	Mar. 16, 2013	Phoenix	Mike Smith	23	1-0 SO
Oct. 23, 2003	Tampa Bay	John Grahame	20	0-1	Mar. 26, 2013	at Vancouver	Cory Schneider	17	0-1 SO
Nov. 1, 2003	at Calgary	Jamie McLennan	15	0-3	Apr. 7, 2013	Minnesota	Niklas Backstrom	24	0-3
Nov. 14, 2003	Boston	Felix Potvin	24	0-4	Nov. 2, 2013	Pittsburgh	Jeff Zatkoff	19	0-3
Dec. 31, 2003	San Jose	Evgeni Nabokov	26	0-1	Nov. 19, 2013	at Edmonton	Devan Dubnyk	14	0-7
Jan. 3, 2004	at Florida	Roberto Luongo	42	0-1	Nov. 27, 2013	Nashville	Marek Mazanec	19	0-4
Jan. 6, 2004	at Colorado	David Aebischer	35	0-6	Mar. 23, 2014	at NY Islanders	Evgeni Nabokov	41	0-2
Jan. 22, 2004	at Chicago	Craig Anderson	30	0-7	Nov. 18, 2014	Detroit	Jimmy Howard	28	0-5
Feb. 4, 2004	at Dallas	Marty Turco	18	0-1	Nov. 28, 2014	Vancouver	Ryan Miller	31	0-5
Mar. 6, 2004	Vancouver	Johan Hedberg	32	0-4	Dec. 16, 2014	at Detroit	Jimmy Howard	29	1-0 SO
Mar. 18, 2004	at Calgary	Miikka Kiprusoff	23	0-2	Jan. 21, 2015	at Winnipeg	Michael Hutchinson	29	0-4
Mar. 29, 2004	at Buffalo	Martin Biron	23	0-6	Feb. 28, 2015	New Jersey	Cory Schneider	33	0-2
Oct. 22, 2005	Detroit	Manny Legace	17	0-6	Mar. 7, 2015	Colorado	Semyon Varlamov	44	0-4
Nov. 16, 2005	St. Louis	Curtis Sanford	36	0-2	Oct. 22, 2015	NY Islanders	Jaroslav Halak	37	0-4
Nov. 25, 2005	Colorado	David Aebischer	35	0-5	Nov. 19, 2015	at Ottawa	Craig Anderson	25	0-3
Jan. 18, 2006	Detroit	Chris Osgood	26	0-4	Feb. 19, 2016	Buffalo	Robin Lehner	38	0-4
Mar. 2, 2006	at Colorado	David Aebischer	24	0-1	Mar. 5, 2016	at Philadelphia	Steve Mason	19	0-6
Oct. 14, 2006	at Minnesota	Manny Fernandez	24	0-5	Mar. 13, 2016	Tampa Bay	Ben Bishop	37	0-4
Oct. 23, 2006	San Jose	Vesa Toskala	23	0-3	Nov. 23, 2016	Calgary	Chad Johnson	34	0-2
Oct. 28, 2006	at New Jersey	Martin Brodeur	22	0-1	Jan. 5, 2017	at Washington	Braden Holtby	29	0-5
Nov. 12, 2006	at Chicago	Brian Boucher	28	0-1	Jan. 19, 2017	Ottawa	Mike Condon	42	0-2
Nov. 17, 2006	Colorado	Peter Budaj	25	0-3	Feb. 9, 2017	Vancouver	Ryan Miller	33	0-3
Nov. 28, 2006	at Vancouver	Roberto Luongo	24	0-1	Feb. 28, 2017	at Montreal	Carey Price	26	0-1 OT
Dec. 20, 2006	at Detroit	Dominik Hasek	27	0-5	Oct. 19, 2017	Tampa Bay	Andrei Vasilevskiy	43	0-2
Dec. 23, 2006	at NY Islanders	Rick DiPietro	26	0-4	Dec. 31, 2017	Tampa Bay	Andrei Vasilevskiy	21	0-5
Jan. 3, 2007	at Los Angeles	Mathieu Garon	26	0-3	Jan. 4, 2018	at Colorado	Jonathan Bernier	34	0-2
Jan. 12, 2007	at Nashville	Tomas Vokoun	22	0-2	Dec. 8, 2018	Washington	Braden Holtby	28	0-4
Jan. 18, 2007	at Nashville	Chris Mason	33	0-4	Jan. 8, 2019	at Tampa Bay	Andrei Vasilevskiy	31	0-4
Feb. 6, 2007	Phoenix	Curtis Joseph	28	0-3	Feb. 14, 2019	NY Islanders	Thomas Greiss	31	0-3
Feb. 22, 2007	Edmonton	Dwayne Roloson	28	0-4	Mar. 2, 2019	Edmonton	Mikko Koskinen	30	0-4
Mar. 9, 2007	Dallas	Marty Turco	30	0-3	Mar. 7, 2019	at Pittsburgh	Matt Murray	25	0-3
Mar. 16, 2007	at San Jose	Vesa Toskala	35	0-3	Mar. 11, 2019	at NY Islanders	Thomas Greiss	31	0-2
Apr. 3, 2007	at Detroit	Dominik Hasek	35	0-3	Nov. 2, 2019	Calgary	David Rittich	30	0-3
Nov. 29, 2007	at Vancouver	Roberto Luongo	26	0-2	Nov. 30, 2019	at NY Islanders	T. Greiss/S. Varlamov	9/30	0-1
Dec. 15, 2007	at Boston	Alexander Auld	32	0-2	Dec. 12, 2019	at Pittsburgh	Tristan Jarry	17	0-1 OT
Mar. 4, 2008	at Calgary	Miikka Kiprusoff	39	0-1	Feb. 28, 2020	Minnesota	Alex Stalock	24	0-5





# ALL-TIME STATISTICS

## OVERTIME WINS CONTINUED

Date	Opponent	Game-Winning Goal	Assist(s)	Goaltender	Time	Result
Dec. 31, 2010	Ottawa	Jakub Voracek	Unassisted	Brian Elliott	2:06	4-3
Jan. 19, 2011	at Florida	R.J. Umberger (PP)	Grant Clitsome, Rick Nash	Tomas Vokoun	4:06	3-2
Mar. 19, 2011	at Minnesota	Antoine Vermette	Unassisted	Niklas Backstrom	4:26	5-4
Nov. 19, 2011	at Nashville	James Wisniewski	Antoine Vermette	Pekka Rinne	2:43	4-3
Feb. 3, 2012	at Anaheim	Derick Brassard	Unassisted	Jonas Hiller	3:55	3-2
Mar. 3, 2013	Colorado	Artem Anisimov (PP)	Tim Erixon, Mark Letestu	Semyon Varlamov	2:26	2-1
Mar. 7, 2013	Vancouver	Matt Calvert	Fedor Tyutin, Jack Johnson	Cory Schneider	4:03	2-1
Mar. 31, 2013	Anaheim	Mark Letestu	Nikita Nikitin, Dalton Prout	Jonas Hiller	4:00	2-1
Apr. 15, 2013	at Colorado	Nick Foligno	Fedor Tyutin	Jean-Sebastien Giguere	4:31	4-3
Apr. 17, 2013	at Anaheim	Fedor Tyutin	Nick Foligno, Marian Gaborik	Viktor Fasth	2:19	3-2
Nov. 20, 2013	at Calgary	Nikita Nikitin	David Savard, Cam Atkinson	Reto Berra	2:25	2-1
Mar. 29, 2014	at Carolina	Ryan Johansen (PP)	Artem Anisimov, James Wisniewski	Anton Khudobin	2:40	3-2
Apr. 8, 2014	Phoenix	Ryan Johansen	James Wisniewski	Thomas Greiss	3:33	4-3
Dec. 9, 2014	Philadelphia	Kevin Connauton	Ryan Johansen	Steve Mason	1:58	3-2
Dec. 11, 2014	at Washington	Nick Foligno (PP)	Jack Johnson, Ryan Johansen	Braden Holtby	4:41	3-2
Feb. 13, 2015	Philadelphia	Artem Anisimov	James Wisniewski, Nick Foligno	Ray Emery	2:17	4-3
Mar. 21, 2015	at Calgary	Rene Bourque	Kevin Connauton, Fedor Tyutin	Karri Ramo	4:01	3-2
Mar. 31, 2015	New Jersey	Jack Johnson	David Savard, Ryan Johansen	Cory Schneider	0:56	3-2
Nov. 27, 2015	Pittsburgh	Cam Atkinson	Brandon Dubinsky, Jack Johnson	Marc-Andre Fleury	2:42	2-1
Apr. 9, 2016	Chicago	Scott Hartnell (PP)	Cam Atkinson, Seth Jones	Corey Crawford	2:28	5-4
Nov. 1, 2016	Dallas	Seth Jones	Brandon Saad, Alexander Wennberg	Antti Niemi	0:46	3-2
Nov. 9, 2016	Anaheim	Zach Werenski	Alexander Wennberg, Brandon Saad	John Gibson	1:21	3-2
Nov. 15, 2016	Washington	Cam Atkinson	Brandon Dubinsky	Philipp Grubauer	0:37	2-1
Dec. 18, 2016	at Vancouver	Seth Jones	Cam Atkinson	Ryan Miller	0:46	4-3
Jan. 8, 2017	Philadelphia	Nick Foligno	Seth Jones	Steve Mason	2:33	2-1
Jan. 22, 2017	at Ottawa	Cam Atkinson	Unassisted	Mike Condon	1:09	7-6
Feb. 7, 2017	at Detroit	Seth Jones	Brandon Dubinsky	Petr Mrazek	3:22	3-2
Feb. 17, 2017	Pittsburgh	Brandon Dubinsky	Cam Atkinson, Seth Jones	Matt Murray	1:04	2-1
Mar. 18, 2017	at NY Islanders	Cam Atkinson	Brandon Dubinsky, Zach Werenski	Thomas Greiss	1:19	3-2
Oct. 10, 2017	at Carolina	Sonny Milano	Unassisted	Scott Darling	4:29	2-1
Oct. 14, 2017	at Minnesota	Alexander Wennberg	Artemi Panarin, Seth Jones	Devan Dubnyk	0:47	5-4
Oct. 27, 2017	Winnipeg	Josh Anderson	Unassisted	Steve Mason	2:38	2-1
Nov. 14, 2017	at Montreal	Zach Werenski	Cam Atkinson, Brandon Dubinsky	Charlie Lindgren	1:09	2-1
Nov. 22, 2017	Calgary	Josh Anderson	Nick Foligno	Mike Smith	2:02	1-0
Jan. 8, 2018	at Toronto	Artemi Panarin	Zach Werenski, Seth Jones	Frederik Andersen	3:11	3-2
Mar. 8, 2018	Colorado	Seth Jones	Pierre-Luc Dubois, Artemi Panarin	Semyon Varlamov	0:59	5-4
Mar. 19, 2018	at Boston	Cam Atkinson	Ryan Murray, Alexander Wennberg	Tuukka Rask	2:55	5-4
Apr. 3, 2018	Detroit	Pierre-Luc Dubois	Ryan Murray, Oliver Bjorkstrand	Jimmy Howard	2:55	5-4
Oct. 4, 2018	at Detroit	Artemi Panarin	Nick Foligno, Markus Nufivaara	Jimmy Howard	2:11	3-2
Oct. 27, 2018	Buffalo	Artemi Panarin	Pierre-Luc Dubois	Linus Ullmark	0:31	5-4
Dec. 6, 2018	at Philadelphia	Seth Jones	Cam Atkinson	Anthony Stolarz	0:10	4-3
Dec. 27, 2018	at NY Rangers	Pierre-Luc Dubois	Artemi Panarin, Seth Jones	Henrik Lundqvist	0:31	4-3
Jan. 5, 2019	at Florida	Seth Jones	Pierre-Luc Dubois, Artemi Panarin	James Reimer	0:18	4-3
Jan. 10, 2019	Nashville	Artemi Panarin (PP)	Seth Jones, Cam Atkinson	Pekka Rinne	1:22	4-3
Jan. 12, 2019	at Washington	Artemi Panarin (PP)	Seth Jones	Pheonix Copley	3:30	2-1
Feb. 28, 2019	Philadelphia	Seth Jones	Artemi Panarin	Brian Elliott	4:27	4-3
Oct. 7, 2019	Buffalo	Alexandre Texier	Nick Foligno	Linus Ullmark	2:08	4-3
Oct. 21, 2019	at Toronto	Gus Nyquist (penalty shot)		Frederik Andersen	1:57	4-3
Oct. 24, 2019	Carolina	Cam Atkinson	Pierre-Luc Dubois, Seth Jones	Petr Mrazek	3:28	4-3
Nov. 15, 2019	St. Louis	Zach Werenski (PP)	Seth Jones, Cam Atkinson	Jake Allen	3:34	3-2
Dec. 19, 2019	Los Angeles	Pierre-Luc Dubois	Gus Nyquist, Seth Jones	Jack Campbell	1:11	3-2
Jan. 2, 2020	at Boston	Pierre-Luc Dubois	Seth Jones	Tuukka Rask	0:52	2-1
Feb. 4, 2020	Florida	Zach Werenski	Unassisted	Sergei Bobrovsky	1:54	1-0
Feb. 24, 2020	Ottawa	Emil Bemstrom	Zach Werenski, Boone Jenner	Marcus Hogberg	4:35	4-3

## OVERTIME LOSSES - 78

Date	Opponent	Game-Winning Goal	Assist(s)	Goaltender	Time	Result
Oct. 22, 2000	Detroit	Kirk Maltby	Sergei Fedorov, Jiri Fischer	Ron Tugnutt	2:01	1-2
Dec. 13, 2000	at Anaheim	Niclas Havelid	Marty McInnis, Anthony Hrkac	Marc Denis	2:13	4-5
Jan. 17, 2001	at Minnesota	Sean O'Donnell	Scott Pellerin, Brad Bombardier	Ron Tugnutt	3:53	2-3
Jan. 31, 2001	Detroit	Steve Yzerman	Igor Larionov	Ron Tugnutt	1:00	2-3
Feb. 17, 2001	Pittsburgh	Alexei Kovalev	Martin Straka	Ron Tugnutt	1:19	2-3
Feb. 20, 2001	at San Jose	Marco Sturm	Bryan Marchment, Jeff Friesen	Ron Tugnutt	4:18	2-3
Nov. 21, 2001	Detroit	Luc Robitaille (PP)	Nicklas Lidstrom, Igor Larionov	Ron Tugnutt	4:17	0-1
Feb. 9, 2002	Nashville	Denis Arkhipov	Vladimir Orszagh, Andy Delmore	Marc Denis	2:45	0-1
Feb. 28, 2002	Pittsburgh	Michal Rozsival	Jan Hrdina, Kris Beech	Ron Tugnutt	1:42	3-4
Mar. 21, 2002	Detroit	Sergei Fedorov	Brendan Shanahan, Nicklas Lidstrom	Marc Denis	0:25	2-3
Mar. 28, 2002	at Vancouver	Andrew Cassels	Todd Bertuzzi, Mattias Ohlund	Marc Denis	4:20	3-4



## OVERTIME LOSSES CONTINUED

Date	Opponent	Game-Winning Goal	Assist(s)	Goaltender	Time	Result
Dec. 12, 2003	St. Louis	Doug Weight	Pavol Demitra, Keith Tkachuk	Fred Brathwaite	4:51	2-3
Dec. 16, 2003	at St. Louis	Keith Tkachuk	Chris Pronger, Pavol Demitra	Marc Denis	4:17	1-2
Feb. 14, 2004	San Jose	Marco Sturm	Patrick Marleau, Brad Stuart	Marc Denis	4:43	1-2
Mar. 13, 2006	at St. Louis	Christian Backman	Keith Tkachuk, Jay McClement	Pascal Leclaire	3:49	2-3
Oct. 6, 2006	Vancouver	Daniel Sedin	Henrik Sedin	Pascal Leclaire	0:31	2-3
Dec. 29, 2006	at Minnesota	Wes Walz	Martin Skoula, Pavol Demitra	Ty Conklin	1:29	3-4
Dec. 10, 2007	Anaheim	Chris Pronger (PP)	Ryan Getzlaf, Mathieu Schneider	Pascal Leclaire	3:14	3-4
Feb. 5, 2008	Washington	Alex Ovechkin	Tom Poti, Shaone Morrisonn	Fredrik Norrena	2:28	3-4
Feb. 8, 2008	at San Jose	Joe Thornton (PP)	Sandis Ozolinsh, Patrick Marleau	Fredrik Norrena	1:49	1-2
Mar. 7, 2008	Edmonton	Andrew Cogliano	Robert Nilsson	Pascal Leclaire	1:53	1-2
Nov. 3, 2008	at NY Islanders	Chris Campoli	Mike Comrie	Fredrik Norrena	3:13	3-4
Mar. 24, 2009	at Tampa Bay	Martin St. Louis	Steven Stamkos, Richard Petiot	Steve Mason	3:04	1-2
Apr. 5, 2009	Chicago	Kris Versteeg	Andrew Ladd	Steve Mason	3:10	0-1
Dec. 31, 2009	Nashville	David Legwand	Joel Ward	Mathieu Garon	0:28	1-2
Mar. 2, 2010	Vancouver	Christian Ehrhoff	Ryan Kesler, Alexandre Burrows	Steve Mason	1:33	3-4
Mar. 20, 2010	at Nashville	Cody Franson	Martin Erat, Colin Wilson	Steve Mason	1:54	0-1
Mar. 27, 2010	NY Islanders	Josh Bailey	John Tavares, Mark Streit	Mathieu Garon	2:58	3-4
Apr. 5, 2010	at St. Louis	Erik Johnson (PP)	Andy McDonald, David Perron	Mathieu Garon	3:59	1-2
Dec. 13, 2010	at Calgary	Jarome Iginla	Alex Tanguay, Cory Sarich	Mathieu Garon	3:49	2-3
Dec. 15, 2010	at Vancouver	Ryan Kesler (PP)	Daniel Sedin, Henrik Sedin	Mathieu Garon	3:30	2-3
Jan. 15, 2011	at Detroit	Johan Franzen	Henrik Zetterberg, Niklas Kronwall	Steve Mason	0:45	5-6
Mar. 9, 2011	St. Louis	Chris Stewart	Carlo Colaiacovo, Kevin Shattenkirk	Mathieu Garon	0:54	3-4
Mar. 31, 2011	at Washington	Jason Chimera	Brooks Laich, John Carlson	Steve Mason	2:30	3-4
Dec. 8, 2011	Nashville	Colin Wilson	Martin Erat	Curtis Sanford	1:45	3-4
Feb. 19, 2012	at NY Rangers	Derek Stepan	Michael Del Zotto, Marian Gaborik	Steve Mason	0:22	2-3
Feb. 7, 2013	Calgary	Alex Tanguay	Jarome Iginla, T.J. Brodie	Sergei Bobrovsky	1:07	3-4
Feb. 26, 2013	Dallas	Loui Eriksson	Derek Roy, Brenden Dillon	Sergei Bobrovsky	3:03	4-5
Mar. 1, 2013	at Chicago	Brent Seabrook	Jonathan Toews, Viktor Stalberg	Steve Mason	3:23	3-4
Nov. 12, 2013	at Washington	Alex Ovechkin	Marcus Johansson, John Carlson	Sergei Bobrovsky	1:34	3-4
Nov. 14, 2013	at Boston	Milan Lucic	Unassisted	Sergei Bobrovsky	4:11	2-3
Dec. 14, 2013	St. Louis	David Backes	Unassisted	Mike McKenna	0:22	3-4
Feb. 6, 2014	at Los Angeles	Robyn Regehr	Mike Richards, Jeff Carter	Sergei Bobrovsky	2:33	1-2
Apr. 1, 2014	Colorado	Gabriel Landeskog (PP)	Tyson Barrie, Nathan MacKinnon	Sergei Bobrovsky	4:27	2-3
Nov. 7, 2014	at Carolina	Elias Lindholm (PP)	Eric Staal, Victor Rask	Curtis McElhinney	4:22	2-3
Dec. 18, 2014	Washington	Eric Fehr	Mike Green	Sergei Bobrovsky	0:42	4-5
Apr. 6, 2015	at NY Rangers	Derek Stepan	Keith Yandle	Sergei Bobrovsky	4:10	3-4
Dec. 8, 2015	Los Angeles	Alec Martinez	Nick Shore, Dustin Brown	Curtis McElhinney	4:33	2-3
Dec. 12, 2015	NY Islanders	Kyle Okposo	Josh Bailey	Curtis McElhinney	2:16	2-3
Jan. 9, 2016	Carolina	Jordan Staal	Jacob Slavin	Joonas Korpisalo	2:45	3-4
Feb. 16, 2016	at Boston	Loui Eriksson	Torey Krug, David Krejci	Joonas Korpisalo	0:33	1-2
Oct. 25, 2016	at Los Angeles	Alec Martinez	Tanner Pearson, Tyler Toffoli	Sergei Bobrovsky	1:14	2-3
Nov. 5, 2016	at St. Louis	Vladimir Tarasenko	Alexander Steen, Kevin Shattenkirk	Curtis McElhinney	4:17	1-2
Nov. 21, 2016	Colorado	Matt Duchene	Erik Johnson	Curtis McElhinney	1:49	2-3
Feb. 3, 2017	at Pittsburgh	Phil Kessel (PP)	Kris Letang, Justin Schultz	Sergei Bobrovsky	3:15	3-4
Feb. 28, 2017	at Montreal	Alex Galchenyuk (PP)	Shea Weber, Max Pacioretty	Sergei Bobrovsky	3:53	0-1
Mar. 30, 2017	at Carolina	Noah Hanifin	Jeff Skinner, Teuvo Teravainen	Joonas Korpisalo	2:16	1-2
Feb. 16, 2018	Philadelphia	Sean Couturier	Travis Konecny	Sergei Bobrovsky	1:52	1-2
Mar. 31, 2018	at Vancouver	Alexander Edler	Brandon Sutter	Joonas Korpisalo	1:21	4-5
Apr. 5, 2018	Pittsburgh	Phil Kessel	Unassisted	Sergei Bobrovsky	1:06	4-5
Nov. 4, 2018	at Anaheim	Cam Fowler	Adam Henrique, Jakob Silfverberg	Joonas Korpisalo	0:36	2-3
Dec. 15, 2018	Anaheim	Daniel Sprong	Adam Henrique	Sergei Bobrovsky	1:19	1-2
Mar. 16, 2019	at Boston	Brad Marchand	Patrice Bergeron	Joonas Korpisalo	3:30	1-2
Oct. 18, 2019	at Chicago	Jonathan Toews	Patrick Kane	Elvis Merzlikins	0:46	2-3
Oct. 19, 2019	NY Islanders	Brock Nelson	Nick Leddy, Anthony Beauvillier	Joonas Korpisalo	0:33	2-3
Nov. 1, 2019	at St. Louis	David Perron (PP)	Alex Pietrangelo, Ryan O'Reilly	Elvis Merzlikins	0:08	3-4
Dec. 12, 2019	at Pittsburgh	Bryan Rust (PP)	Kris Letang, Jake Guentzel	Joonas Korpisalo	3:02	0-1
Dec. 14, 2019	at Ottawa	Anthony Duclair (PP)	Thomas Chabot, Jean-Gabriel Pageau	Joonas Korpisalo	1:56	3-4
Dec. 27, 2019	at Washington	T.J. Oshie (PP)	Nicklas Backstrom, Alex Ovechkin	Joonas Korpisalo	3:13	1-2
Feb. 1, 2020	at Buffalo	Jack Eichel	Rasmus Ristolainen, Sam Reinhart	Matiss Kivlenieks	0:36	1-2
Feb. 10, 2020	Tampa Bay	Nikita Kucherov	Victor Hedman, Brayden Point	Elvis Merzlikins	0:31	1-2
Feb. 13, 2020	at Buffalo	Victor Olofsson	Jack Eichel, Rasmus Dahlin	Matiss Kivlenieks	2:44	3-4
Feb. 20, 2020	Philadelphia	Kevin Hayes	Travis Konecny, Philippe Myers	Elvis Merzlikins	3:51	3-4
Mar. 4, 2020	at Calgary	TJ Brodie	Sean Monahan, Johnny Gaudreau	Joonas Korpisalo	4:49	2-3



# ALL-TIME STATISTICS

## SHOOTOUT RECORD BY SEASON

Season	HOME				ROAD				OVERALL			
	GP	W	L	PTS	GP	W	L	PTS	GP	W	L	PTS
2005-06	3	3	0	6	8	5	3	13	11	8	3	19
2006-07	4	1	3	5	6	4	2	10	10	5	5	15
2007-08	6	2	4	8	5	1	4	6	11	3	8	14
2008-09	5	3	2	8	8	3	5	11	13	6	7	19
2009-10	8	2	6	10	4	0	4	4	12	2	10	14
2010-11	9	5	4	14	4	0	4	4	13	5	8	18
2011-12	3	1	2	4	6	3	3	9	9	4	5	13
2012-13	5	2	3	7	4	3	1	7	9	5	4	14
2013-14	2	0	2	2	5	5	0	10	7	5	2	12
2014-15	5	4	1	9	6	5	1	11	11	9	2	20
2015-16	7	5	2	12	3	1	2	4	10	6	4	16
2016-17	1	1	0	2	3	1	2	4	4	2	2	6
2017-18	6	5	1	11	4	1	3	5	10	6	4	16
2018-19	1	0	1	1	2	2	0	4	3	2	1	5
2019-20	1	0	1	1	3	0	3	3	4	0	4	4
<b>TOTALS</b>	<b>66</b>	<b>34</b>	<b>32</b>	<b>100</b>	<b>71</b>	<b>34</b>	<b>37</b>	<b>105</b>	<b>137</b>	<b>68</b>	<b>69</b>	<b>205</b>

\*Shootout began in 2005-06

## SHOOTOUT RECORD BY TEAM

Team	HOME				ROAD				OVERALL			
	GP	W	L	PTS	GP	W	L	PTS	GP	W	L	PTS
Anaheim	2	2	0	4	3	2	1	5	5	4	1	9
Arizona	2	1	1	3	2	1	1	3	4	2	2	6
Boston	3	1	2	4	2	0	2	2	5	1	4	6
Buffalo	0	0	0	0	1	1	0	2	1	1	0	2
Calgary	3	1	2	4	4	3	1	7	7	4	3	11
Carolina	1	1	0	2	1	1	0	2	2	2	0	4
Chicago	6	1	5	7	3	1	2	4	9	2	7	11
Colorado	1	0	1	1	2	0	2	2	3	0	3	3
Dallas	5	2	3	7	2	1	1	3	7	3	4	10
Detroit	5	2	3	7	9	5	4	14	14	7	7	21
Edmonton	4	4	0	8	3	2	1	5	7	6	1	13
Florida	4	3	1	7	2	1	1	3	6	4	2	10
Los Angeles	3	1	2	4	0	0	0	0	3	1	2	4
Minnesota	3	2	1	5	4	3	1	7	7	5	2	12
Montreal	2	1	1	3	2	1	1	3	4	2	2	6
Nashville	4	2	2	6	6	1	5	7	10	3	7	13
New Jersey	0	0	0	0	4	2	2	6	4	2	2	6
NY Islanders	3	2	1	5	3	2	1	5	6	4	2	10
NY Rangers	1	0	1	1	3	2	1	5	4	2	2	6
Ottawa	0	0	0	0	1	1	0	2	1	1	0	2
Philadelphia	3	3	0	6	0	0	0	0	3	3	0	6
Pittsburgh	3	2	1	5	2	0	2	2	5	2	3	7
St. Louis	3	1	2	4	3	0	3	3	6	1	5	7
San Jose	2	0	2	2	0	0	0	0	2	0	2	2
Tampa Bay	0	0	0	0	2	0	2	2	2	0	2	2
Toronto	0	0	0	0	1	1	0	2	1	1	0	2
Vancouver	2	1	1	3	5	3	2	8	7	4	3	11
Vegas	0	0	0	0	0	0	0	0	0	0	0	0
Washington	1	1	0	2	1	0	1	1	2	1	1	3
Winnipeg	0	0	0	0	0	0	0	0	0	0	0	0
<b>TOTALS</b>	<b>66</b>	<b>34</b>	<b>32</b>	<b>100</b>	<b>71</b>	<b>34</b>	<b>37</b>	<b>105</b>	<b>137</b>	<b>68</b>	<b>69</b>	<b>205</b>

## SHOOTOUT WINS - 68

Date	Opponent	Shootout Deciding Goal	Goaltender	Round	Shootout Score	Game Score
Oct. 28, 2005	Minnesota	Trevor Letowski	Dwayne Roloson	8th	2-1	2-1
Nov. 30, 2005	at Minnesota	Jaroslav Balastik	Manny Fernandez	3rd	1-0	3-2
Dec. 8, 2005	NY Islanders	David Vyborny	Rick DiPietro	1st	1-0	4-3
Jan. 20, 2006	St. Louis	Rick Nash	Curtis Sanford	2nd	1-0	4-3
Feb. 1, 2006	at Calgary	Jaroslav Balastik	Miikka Kiprusoff	1st	2-0	2-1
Feb. 2, 2006	at Edmonton	Jason Chimera	Jussi Markkanen	8th	4-3	2-1
Mar. 5, 2006	at Anaheim	Rick Nash	Jean-Sebastien Giguere	3rd	1-0	3-2
Mar. 25, 2006	at Detroit	Jaroslav Balastik	Chris Osgood	1st	1-0	5-4
Nov. 3, 2006	Calgary	Manny Malhotra	Jamie McLennan	11th	4-3	5-4
Jan. 30, 2007	at Vancouver	Nikolai Zherdev	Roberto Luongo	3rd	2-1	3-2
Mar. 2, 2007	at Dallas	Jason Chimera	Marty Turco	1st	1-0	3-2
Mar. 14, 2007	at Anaheim	David Vyborny	Jean-Sebastien Giguere	5th	1-0	5-4
Mar. 22, 2007	at Detroit	Sergei Fedorov	Chris Osgood	6th	3-2	2-1
Nov. 24, 2007	Detroit	Rick Nash	Chris Osgood	2nd	3-1	3-2
Jan. 12, 2008	Nashville	Nikolai Zherdev	Chris Mason	1st	1-0	2-1
Feb. 21, 2008	at Ottawa	Rick Nash	Ray Emery	1st	2-0	3-2
Nov. 7, 2008	Montreal	Kristian Huselius	Jaroslav Halak	1st	2-0	4-3
Dec. 11, 2008	Nashville	Jakub Voracek	Dan Ellis	3rd	2-1	2-1
Jan. 18, 2009	at Vancouver	Jason Williams	Roberto Luongo	1st	2-0	6-5
Feb. 19, 2009	at Toronto	Rick Nash	Justin Pogge	2nd	2-1	4-3
Mar. 12, 2009	Pittsburgh	Kristian Huselius	Marc-Andre Fleury	3rd	1-0	4-3
Apr. 8, 2009	at Chicago	Fedor Tyutin	Nikolai Khabibulin	2nd	1-0	4-3
Nov. 13, 2009	Anaheim	Kristian Huselius	Jean-Sebastien Giguere	1st	2-0	3-2
Nov. 16, 2009	Edmonton	Jakub Voracek	Nikolai Khabibulin	4th	2-1	3-2
Oct. 28, 2010	Edmonton	Rick Nash	Devan Dubnyk	1st	2-0	3-2
Dec. 6, 2010	Dallas	Kyle Wilson	Kari Lehtonen	3rd	2-1	3-2
Dec. 27, 2010	Minnesota	Kyle Wilson	Jose Theodore	2nd	3-1	4-3
Jan. 14, 2011	Detroit	Antoine Vermette	Joey MacDonald	4th	1-0	3-2
Mar. 29, 2011	Florida	Maksim Mayorov	Scott Clemmensen	2nd	1-0	3-2
Dec. 1, 2011	at Calgary	Rick Nash	Miikka Kiprusoff	3rd	1-0	4-3
Dec. 6, 2011	at Montreal	Rick Nash	Carey Price	2nd	1-0	3-2
Dec. 13, 2011	Vancouver	Rick Nash	Roberto Luongo	2nd	3-1	2-1
Mar. 18, 2012	at Calgary	Cam Atkinson	Miikka Kiprusoff	4th	1-0	2-1
Jan. 19, 2013	at Nashville	Derek Brassard	Pekka Rinne	6th	2-1	3-2
Mar. 5, 2013	Edmonton	Artem Anisimov	Devan Dubnyk	1st	2-0	4-3
Mar. 10, 2013	at Detroit	Matt Calvert	Jimmy Howard	2nd	2-1	3-2
Mar. 16, 2013	Phoenix	Artem Anisimov	Mike Smith	1st	2-0	1-0



## SHOOTOUT WINS CONTINUED

Date	Opponent	Shootout Deciding Goal	Goaltender	Round	Shootout Score	Game Score
Apr. 13, 2013	at Minnesota	Mark Letestu	Niklas Backstrom	1st	2-0	3-2
Oct. 5, 2013	at NY Islanders	Cam Atkinson	Evgeni Nabokov	4th	2-1	3-2
Dec. 27, 2013	at New Jersey	Cam Atkinson	Martin Brodeur	3rd	1-0	2-1
Jan. 6, 2014	at NY Rangers	Mark Letestu	Henrik Lundqvist	1st	2-0	4-3
Jan. 18, 2014	at Buffalo	Ryan Johansen	Ryan Miller	3rd	1-0	4-3
Mar. 15, 2014	at Minnesota	Ryan Johansen	Darcy Kuemper	4th	3-2	2-1
Dec. 4, 2014	at Florida	Ryan Johansen	Roberto Luongo	4th	1-0	4-3
Dec. 13, 2014	Pittsburgh	Ryan Johansen	Thomas Greiss	2nd	2-1	4-3
Dec. 16, 2014	at Detroit	Boone Jenner	Jimmy Howard	3rd	2-1	1-0
Dec. 20, 2014	Chicago	Jack Johnson	Corey Crawford	9th	2-1	3-2
Mar. 10, 2015	at Carolina	Ryan Johansen	Cam Ward	3rd	1-0	4-3
Mar. 13, 2015	Edmonton	Alexander Wennberg	Ben Scrivens	5th	1-0	5-4
Mar. 18, 2015	at Edmonton	Alexander Wennberg	Ben Scrivens	3rd	2-1	4-3
Apr. 2, 2015	NY Islanders	Mark Letestu	Jaroslav Halak	1st	2-0	4-3
Apr. 11, 2015	at NY Islanders	Cam Atkinson	Jaroslav Halak	4th	2-1	5-4
Dec. 19, 2015	Philadelphia	Brandon Dubinsky	Steve Mason	6th	2-1	3-2
Jan. 2, 2016	Washington	Ryan Johansen	Braden Holtby	3rd	2-1	5-4
Feb. 4, 2016	at Vancouver	Alexander Wennberg	Ryan Miller	3rd	1-0	2-1
Feb. 11, 2016	Anaheim	Cam Atkinson	Frederik Andersen	1st	2-0	4-3
Feb. 27, 2016	Florida	Brandon Dubinsky	Roberto Luongo	3rd	1-0	4-3
Mar. 22, 2016	Philadelphia	Boone Jenner	Steve Mason	5th	1-0	3-2
Dec. 3, 2016	at Arizona	Cam Atkinson	Mike Smith	1st	2-0	3-2
Dec. 20, 2016	Los Angeles	Sam Gagner	Peter Budaj	2nd	2-1	3-2
Oct. 30, 2017	Boston	Artemi Panarin	Tuukka Rask	2nd	2-0	4-3
Nov. 11, 2017	at Detroit	Jack Johnson	Jimmy Howard	9th	2-1	2-1
Nov. 28, 2017	Carolina	Cam Atkinson	Scott Darling	1st	2-0	3-2
Dec. 23, 2017	Philadelphia	Pierre-Luc Dubois	Brian Elliott	3rd	1-0	2-1
Jan. 7, 2018	Florida	Josh Anderson	James Reimer	7th	3-2	3-2
Jan. 18, 2018	Dallas	Artemi Panarin	Ben Bishop	2nd	1-0	2-1
Mar. 5, 2019	at New Jersey	Cam Atkinson	Cory Schneider	1st	2-0	2-1
Apr. 5, 2019	at NY Rangers	Artemi Panarin	Alexandar Georgiev	2nd	1-0	3-2

## SHOOTOUT LOSSES - 69

Date	Opponent	Shootout Deciding Goal	Goaltender	Round	Shootout Score	Game Score
Dec. 20, 2005	at Detroit	Jason Williams	Pascal Leclaire	2nd	1-2	3-4
Jan. 7, 2006	at Colorado	Alex Tanguay	Pascal Leclaire	4th	1-2	2-3
Apr. 7, 2006	at Detroit	Tomas Holmstrom	Marc Denis	5th	0-1	5-6
Nov. 22, 2006	St. Louis	Bill Guerin	Pascal Leclaire	4th	0-1	3-4
Dec. 14, 2006	at Phoenix	Mike Comrie	Fredrik Norrena	3rd	0-1	4-5
Jan. 9, 2007	St. Louis	Lee Stempniak	Fredrik Norrena	3rd	2-3	3-4
Feb. 20, 2007	at St. Louis	Lee Stempniak	Fredrik Norrena	1st	0-2	4-5
Feb. 25, 2007	Nashville	Alexander Radulov	Ty Conklin	1st	0-1	3-4
Oct. 17, 2007	Dallas	Jussi Jokinen	Fredrik Norrena	2nd	0-1	2-3
Nov. 1, 2007	at Anaheim	Mathieu Schneider	Fredrik Norrena	2nd	0-1	1-2
Nov. 10, 2007	at Nashville	Martin Erat	Fredrik Norrena	2nd	0-1	3-4
Nov. 18, 2007	Detroit	Johan Franzen	Pascal Leclaire	5th	2-3	4-5
Dec. 3, 2007	Dallas	Niklas Hagman	Pascal Leclaire	5th	2-3	1-2
Feb. 10, 2008	Los Angeles	Patrick O'Sullivan	Pascal Leclaire	4th	1-2	2-3
Mar. 2, 2008	at Edmonton	Ales Hemsky	Pascal Leclaire	2nd	0-1	3-4
Mar. 30, 2008	at Chicago	Patrick Kane	Fredrik Norrena	1st	0-1	4-5
Nov. 1, 2008	Chicago	Jonathan Toews	Fredrik Norrena	1st	0-1	3-4
Nov. 15, 2008	at Minnesota	Marek Zidlicky	Steve Mason	2nd	0-2	2-3
Dec. 18, 2008	at Dallas	Brad Richards	Pascal Leclaire	1st	0-2	5-6
Jan. 21, 2009	at Calgary	Todd Bertuzzi	Steve Mason	3rd	0-1	4-5
Feb. 16, 2009	Dallas	James Neal	Steve Mason	2nd	0-1	2-3
Mar. 28, 2009	at St. Louis	David Perron	Steve Mason	4th	1-2	3-4
Apr. 4, 2009	at Nashville	Ville Koistinen	Steve Mason	3rd	0-1	4-5
Oct. 30, 2009	Pittsburgh	Sidney Crosby	Steve Mason	2nd	0-1	3-4
Nov. 4, 2009	San Jose	Dan Boyle	Steve Mason	2nd	0-1	2-3
Nov. 21, 2009	at Nashville	David Legwand	Steve Mason	2nd	1-2	3-4
Nov. 28, 2009	Calgary	Jamie Lundmark	Steve Mason	4th	2-3	3-4
Dec. 1, 2009	at Chicago	Brent Seabrook	Steve Mason	11th	1-2	3-4
Dec. 10, 2009	at Nashville	Steve Sullivan	Mathieu Garon	5th	2-3	3-4
Dec. 17, 2009	Phoenix	Robert Lang	Mathieu Garon	3rd	1-2	1-2
Dec. 29, 2009	at NY Islanders	Rob Schremp	Steve Mason	3rd	0-1	1-2
Feb. 14, 2010	Chicago	Troy Brouwer	Mathieu Garon	4th	1-2	4-5
Apr. 9, 2010	Detroit	Todd Bertuzzi	Steve Mason	4th	1-2	0-1
Dec. 1, 2010	Nashville	Steve Sullivan	Steve Mason	2nd	0-1	3-4
Jan. 18, 2011	at Tampa Bay	Ryan Malone	Mathieu Garon	4th	0-1	2-3
Feb. 16, 2011	Los Angeles	Jarrett Stoll	Mathieu Garon	2nd	0-1	3-4
Mar. 1, 2011	at Vancouver	Raffi Torres	Steve Mason	8th	2-3	1-2



# ALL-TIME STATISTICS

## SHOOTOUT LOSSES CONTINUED

Date	Opponent	Shootout Deciding Goal	Goaltender	Round	Shootout Score	Game Score
Mar. 7, 2011	at St. Louis	Alexander Steen	Steve Mason	4th	2-3	4-5
Mar. 15, 2011	Boston	Tyler Seguin	Steve Mason	1st	0-1	2-3
Mar. 22, 2011	at Colorado	Milan Hejduk	Steve Mason	1st	0-1	4-5
Apr. 1, 2011	Chicago	Viktor Stalberg	Mathieu Garon	3rd	0-1	3-4
Oct. 12, 2011	Colorado	Matt Duchene	Steve Mason	2nd	1-2	2-3
Nov. 17, 2011	at Boston	David Krejci	Curtis Sanford	3rd	1-2	1-2
Nov. 23, 2011	at New Jersey	Ilya Kovalchuk	Curtis Sanford	1st	0-2	1-2
Dec. 27, 2011	Calgary	Jarome Iginla	Steve Mason	1st	0-1	1-2
Jan. 21, 2012	at Detroit	Valtteri Filppula	Curtis Sanford	4th	0-1	2-3
Jan. 21, 2013	Detroit	Damien Brunner	Sergei Bobrovsky	4th	0-1	3-4
Mar. 12, 2013	Vancouver	Mason Raymond	Sergei Bobrovsky	3rd	0-1	1-2
Mar. 14, 2013	Chicago	Patrick Kane	Sergei Bobrovsky	2nd	1-2	1-2
Mar. 26, 2013	at Vancouver	Maxim Lapierre	Sergei Bobrovsky	3rd	0-1	0-1
Nov. 15, 2013	Montreal	David Desharnais	Curtis McElhinney	2nd	0-1	2-3
Mar. 13, 2014	San Jose	Joe Pavelski	Sergei Bobrovsky	2nd	0-1	3-4
Nov. 21, 2014	Boston	Alex Khokhlachev	Sergei Bobrovsky	7th	0-1	3-4
Feb. 22, 2015	at NY Rangers	Rick Nash	Curtis McElhinney	3rd	1-2	3-4
Dec. 4, 2015	Florida	Aleksander Barkov	Sergei Bobrovsky	4th	1-2	1-2
Jan. 23, 2016	at Boston	Ryan Spooner	Joonas Korpisalo	1st	0-2	2-3
Feb. 9, 2016	NY Islanders	Cal Clutterbuck	Joonas Korpisalo	4th	1-2	2-3
Feb. 23, 2016	at Detroit	Riley Sheahan	Curtis McElhinney	2nd	0-2	1-2
Nov. 26, 2016	at Florida	Aleksander Barkov	Sergei Bobrovsky	2nd	0-1	1-2
Mar. 23, 2017	at Washington	T.J. Oshie	Sergei Bobrovsky	1st	0-1	1-2
Nov. 4, 2017	at Tampa Bay	Steven Stamkos	Sergei Bobrovsky	3rd	0-1	4-5
Dec. 21, 2017	at Pittsburgh	Kris Letang	Sergei Bobrovsky	4th	1-2	2-3
Dec. 27, 2017	at Pittsburgh	Evgeni Malkin	Sergei Bobrovsky	1st	0-2	4-5
Jan. 30, 2018	Minnesota	Zach Parise	Sergei Bobrovsky	4th	1-2	2-3
Nov. 10, 2018	NY Rangers	Jimmy Vesey	Joonas Korpisalo	5th	2-3	4-5
Nov. 12, 2019	at Montreal	Jonathan Drouin	Elvis Merzlikins	2nd	0-1	2-3
Dec. 29, 2019	Chicago	Patrick Kane	Elvis Merzlikins	2nd	1-2	2-3
Feb. 16, 2020	at New Jersey	Jesper Bratt	Elvis Merzlikins	7th	1-2	3-4
Feb. 22, 2020	at Nashville	Rocco Grimaldi	Elvis Merzlikins	8th	2-3	3-4

## ALL-TIME INDIVIDUAL SHOOTOUT STATISTICS

Player	Rd. 1	Rd. 2	Rd. 3	Rd. 4	Rd. 5	Rd. 6	Rd. 7	Rd. 8	Rd. 9	Rd. 10	Rd. 11	Total	S Pct.	GWG
J. Anderson	...	...	...	...	...	...	...	1-1	...	...	...	1-of-1	1.000	1
A. Anisimov	3-5	2-5	0-2	...	...	...	...	...	...	...	...	5-of-12	.417	2
C. Atkinson	9-29	2-5	1-3	3-3	...	...	...	...	...	...	...	15-of-40	.375	8
J. Balasfik	5-8	...	1-1	...	...	...	...	...	...	...	...	6-of-9	.667	3
E. Bemstrom	...	...	0-1	...	...	...	...	...	...	...	...	0-of-1	.000	0
B. Berard	...	...	...	...	...	...	0-1	...	...	...	...	0-of-1	.000	0
O. Bjorkstrand	0-1	0-1	1-3	0-3	0-1	...	...	...	...	...	...	1-of-9	.111	0
D. Brassard	...	1-2	0-3	0-1	...	1-1	...	...	...	...	...	2-of-7	.286	1
G. Brule	...	0-1	0-1	...	0-1	0-1	...	...	...	...	...	0-of-4	.000	0
M. Calvert	...	1-4	0-2	0-3	...	...	0-1	...	...	...	...	1-of-10	.100	1
A. Carter	...	...	...	...	...	...	1-1	...	...	...	...	1-of-1	1.000	0
J. Carter	0-1	...	0-1	...	...	...	...	...	...	...	...	0-of-2	.000	0
J. Chimera	1-1	0-2	...	0-1	0-1	...	...	1-2	...	...	0-1	2-of-8	.250	2
K. Connauton	...	...	...	...	...	0-1	...	...	...	...	...	0-of-1	.000	0
D. Dorsett	...	0-1	...	...	...	...	...	...	...	...	...	0-of-1	.000	0
B. Dubinsky	...	1-4	1-2	...	0-1	1-1	0-1	...	...	...	...	3-of-9	.333	2
P. Dubois	1-3	1-1	2-2	0-1	...	...	...	...	...	...	...	4-of-7	.571	1
A. Duclair	...	...	...	0-1	...	...	...	...	...	...	...	0-of-1	.000	0
A. Eriksson	...	...	...	...	...	...	...	...	...	0-1	...	0-of-1	.000	0
S. Fedorov	0-1	0-2	0-2	0-1	1-2	1-1	...	...	...	...	...	2-of-9	.222	1
N. Filatov	0-1	1-3	...	...	...	...	...	...	...	...	...	1-of-4	.250	0
N. Foligno	...	...	0-3	0-1	0-1	...	...	0-1	...	...	...	0-of-6	.000	0
A. Foote	...	...	0-1	...	...	...	...	...	...	...	...	0-of-1	.000	0
D. Fritsche	...	...	...	...	...	0-1	...	...	...	...	...	0-of-1	.000	0
S. Gagner	0-1	2-3	...	...	...	...	...	...	...	...	...	2-of-4	.500	1
N. Gerbe	...	...	0-1	...	0-2	...	...	...	...	...	...	0-of-3	.000	0
C. Glencross	...	...	...	1-1	...	...	...	...	...	...	...	1-of-1	1.000	0
R. Hainsey	0-1	...	...	...	...	...	...	...	...	...	...	0-of-1	.000	0
M. Hannikainen	...	...	...	...	...	...	0-1	...	...	...	...	0-of-1	.000	0
M. Hartigan	...	...	1-2	...	...	...	...	...	...	...	...	1-of-2	.500	0
J. Hrdina	...	...	...	0-1	...	0-1	...	...	...	...	...	0-of-2	.000	0
K. Huselius	4-14	0-1	3-8	...	...	...	...	...	...	...	...	7-of-23	.304	3



# ALL-TIME STATISTICS



## ALL-TIME INDIVIDUAL SHOOTOUT STATISTICS CONTINUED

PLAYER	RD. 1	RD. 2	RD. 3	RD. 4	RD. 5	RD. 6	RD. 7	RD. 8	RD. 9	RD. 10	RD. 11	TOTAL	S PCT.	GWG
B. Jenner	...	...	1-2	0-3	1-1	...	0-2	...	...	...	...	2-of-8	.250	2
R. Johansen	1-5	5-14	3-6	2-3	0-1	...	...	...	...	...	...	11-of-29	.379	6
J. Johnson	...	...	0-3	0-1	...	1-1	...	...	2-2	...	...	3-of-7	.429	2
J. Jokinen	0-1	...	0-1	...	...	...	...	...	...	...	...	0-of-2	.000	0
Z. Konopka	...	0-1	...	...	...	...	...	...	...	...	...	0-of-1	.000	0
T. Kubalik	...	0-1	...	...	...	...	...	...	...	...	...	0-of-1	.000	0
M. Letestu	5-13	3-6	2-3	...	...	...	...	...	...	...	...	10-of-22	.455	3
T. Letowski	0-1	...	...	0-1	...	...	1-1	1-1	...	...	...	2-of-4	.500	1
J. Lindstrom	0-1	...	...	...	...	...	...	...	...	...	...	0-of-1	.000	0
D. MacKenzie	...	...	...	...	...	...	0-1	...	...	...	...	0-of-1	.000	0
M. Malhotra	...	...	...	0-1	...	...	...	...	...	...	1-1	1-of-2	.500	1
S. Matteau	...	0-1	...	...	...	...	...	...	...	...	...	0-of-1	.000	0
M. Mayorov	0-1	1-1	...	...	...	...	...	...	...	...	...	1-of-2	.500	1
S. Milano	...	...	0-1	...	0-1	...	0-1	...	...	...	...	0-of-3	.000	0
F. Modin	0-1	0-1	0-1	...	...	...	...	...	...	...	...	0-of-3	.000	0
J. Morin	...	...	...	...	1-1	...	...	...	...	...	...	1-of-1	1.000	0
Rick Nash	8-20	13-33	4-13	1-1	...	...	...	...	...	...	...	26-of-67	.388	9
Riley Nash	...	...	...	...	...	...	...	0-1	...	...	...	0-of-1	.000	0
J. Novotny	0-1	0-1	0-1	...	...	...	...	...	...	...	...	0-of-3	.000	0
G. Nyquist	0-1	1-2	...	1-1	...	...	...	...	...	...	...	2-of-4	.500	0
S. Pahlsson	...	...	...	...	...	...	...	...	0-1	...	...	0-of-1	.000	0
A. Panarin	1-1	7-12	...	...	...	...	...	...	...	...	...	8-of-13	.615	3
M. Peca	1-2	0-1	0-1	...	...	...	...	...	...	...	...	1-of-4	.250	0
A. Picard	...	...	0-1	...	...	...	...	...	...	...	...	0-of-1	.000	0
G. Platt	...	0-1	...	...	...	...	...	...	...	...	...	0-of-1	.000	0
V. Prospal	...	0-1	...	...	...	...	...	...	...	...	...	0-of-1	.000	0
K. Russell	...	...	...	...	...	...	...	...	...	0-1	...	0-of-1	.000	0
B. Saad	...	...	...	...	0-1	...	...	...	...	...	...	0-of-1	.000	0
K. Stenlund	...	...	0-1	...	...	0-1	...	...	...	...	...	0-of-2	.000	0
A. Stralman	...	0-1	...	0-1	...	...	...	...	...	...	...	0-of-2	.000	0
A. Svitov	...	...	...	...	...	...	...	...	0-1	...	...	0-of-1	.000	0
R. Torres	...	...	...	...	...	...	...	0-1	...	...	...	0-of-1	.000	0
F. Tyutin	...	2-4	1-4	1-1	...	0-2	...	...	...	...	...	4-of-11	.364	1
R. Umberger	0-1	...	...	0-1	...	...	0-1	0-1	...	...	...	0-of-4	.000	0
S. Upshall	...	0-1	0-1	...	...	...	...	...	...	...	...	0-of-2	.000	0
A. Vermette	0-1	...	0-2	1-5	1-3	...	...	...	...	...	...	2-of-11	.182	1
J. Voracek	0-2	0-1	2-8	1-1	...	...	...	...	...	...	...	3-of-12	.250	2
D. Vyborny	4-8	0-3	0-4	1-1	1-3	...	...	...	...	...	...	6-of-19	.316	2
A. Wennberg	0-1	1-4	4-10	0-1	1-1	0-2	...	0-1	...	...	...	6-of-20	.300	3
Z. Werenski	...	...	0-1	...	...	0-1	...	...	...	...	...	0-of-2	.000	0
J. Williams	2-5	0-1	0-1	...	...	...	...	...	...	...	...	2-of-7	.286	1
K. Wilson	...	1-4	1-1	...	...	...	...	...	...	...	...	2-of-5	.400	2
J. Wisniewski	...	...	1-2	0-1	...	...	...	...	...	...	...	1-of-3	.333	0
T. Wright	...	...	...	...	0-1	...	...	...	...	...	...	0-of-1	.000	0
N. Zherdev	2-5	3-7	2-4	1-3	...	...	...	...	...	...	...	8-of-19	.421	2
<b>Total</b>	<b>47-137</b>	<b>47-137</b>	<b>31-109</b>	<b>13-44</b>	<b>6-22</b>	<b>4-13</b>	<b>2-11</b>	<b>3-9</b>	<b>2-4</b>	<b>0-2</b>	<b>1-2</b>	<b>157-of-491</b>	<b>.320</b>	<b>68</b>

GOALTENDER	RD. 1	RD. 2	RD. 3	RD. 4	RD. 5	RD. 6	RD. 7	RD. 8	RD. 9	RD. 10	RD. 11	TOTAL	SV PCT.	RECORD
S. Bobrovsky	27-36	28-36	19-24	10-14	6-7	4-5	3-4	3-3	2-2	...	...	102-of-131	.779	23-13
T. Conklin	1-2	1-2	1-1	...	...	...	...	...	...	...	...	3-of-5	.600	1-1
M. Denis	3-4	4-4	3-3	1-2	1-2	1-1	0-1	1-1	...	...	...	14-of-18	.778	3-1
A. Forsberg	0-1	1-1	1-1	...	...	...	...	...	...	...	...	2-of-3	.667	1-0
M. Garon	8-9	5-9	4-7	1-4	0-1	...	...	...	...	...	...	18-of-30	.600	3-6
J. Korpisalo	6-10	8-9	5-7	2-3	1-2	1-1	...	...	...	...	...	23-of-32	.719	6-3
P. Leclaire	11-16	13-16	9-12	1-6	0-3	1-1	0-1	1-1	1-1	1-1	1-1	39-of-59	.661	8-8
S. Mason	23-31	16-31	14-19	4-8	1-2	2-2	2-2	1-2	1-1	1-1	0-1	65-of-100	.650	12-19
C. McElhinney	6-8	4-8	4-6	1-1	...	...	...	...	...	...	...	15-of-23	.652	5-3
E. Merzlikins	2-3	2-4	2-3	1-2	2-2	2-2	1-2	0-1	...	...	...	12-of-19	.632	0-4
F. Norrena	6-11	6-11	5-7	1-2	2-2	1-1	...	...	...	...	...	21-of-34	.618	3-8
M. Prusek	1-1	0-1	1-1	1-1	1-1	1-1	1-1	1-1	...	...	...	7-of-8	.875	1-0
C. Sanford	4-5	3-5	3-4	0-1	...	...	...	...	...	...	...	10-of-15	.667	2-3
<b>Total</b>	<b>98-137</b>	<b>91-137</b>	<b>71-95</b>	<b>23-44</b>	<b>14-22</b>	<b>13-14</b>	<b>7-11</b>	<b>7-9</b>	<b>4-4</b>	<b>2-2</b>	<b>1-2</b>	<b>331-of-477</b>	<b>.694</b>	<b>68-69</b>



# RECORD BY SEASON

## RECORD BY DIVISION

Year	Central	Pacific	Northwest	Vs. West	Northeast	Atlantic	Southeast	Metropolitan	Vs. East
2000-01	6-10-2-2	8-9-1-2	5-12-1-1	19-31-4-5	3-0-3-0	1-4-2-1	5-4-0-0	...	9-8-5-1
2001-02	5-9-3-3	6-14-0-0	4-14-1-1	15-37-4-4	2-5-1-0	4-0-3-1	1-5-0-0	...	7-10-4-1
2002-03	5-13-2-0	7-11-1-1	8-8-3-1	20-32-6-2	3-3-0-0	5-3-0-0	1-4-2-1	...	9-10-2-1
2003-04	9-13-0-2	5-10-4-1	6-11-2-1	20-34-6-4	0-4-1-0	2-2-1-0	3-5-0-0	...	5-11-2-0
2005-06	14-15-3	8-12-0	8-11-1	30-38-4	0-0-0	4-1-0	1-4-0	...	5-5-0
2006-07	11-17-4	10-9-1	8-10-2	29-36-7	3-2-0	1-4-0	0-0-0	...	4-6-0
2007-08	11-18-3	9-5-6	8-10-2	28-33-11	3-2-0	0-0-0	3-1-1	...	6-3-1
2008-09	10-10-4	6-12-2	12-6-2	28-28-8	5-0-0	3-3-1	5-0-1	...	13-3-2
2009-10	7-9-8	9-9-2	8-10-2	24-28-12	2-3-0	0-3-3	6-1-0	...	8-7-3
2010-11	8-11-5	8-11-1	7-9-4	23-31-10	3-2-1	4-2-0	4-0-2	...	11-4-3
2011-12	5-17-2	9-11-0	9-9-2	23-37-4	2-4-1	1-2-2	3-3-0	...	6-9-3
2012-13	9-6-3	8-6-1	7-5-3	24-17-7	...	...	...	...	...
2013-14	6-6-2	7-5-2	...	13-11-4	...	14-8-2	...	16-13-1	30-21-3
2014-15	8-6-0	8-6-0	...	16-12-0	...	11-12-1	...	15-11-4	26-23-5
2015-16	6-8-0	8-5-1	...	14-13-1	...	9-11-4	...	11-16-3	20-27-7
2016-17	8-4-2	9-4-1	...	17-8-3	...	15-7-2	...	18-9-3	33-16-5
2017-18	7-6-1	8-7-1	...	15-13-2	...	16-7-1	...	14-10-4	30-17-5
2018-19	9-5-0	7-7-2	...	16-12-2	...	13-10-1	...	18-9-1	31-19-2
2019-20	3-5-4	7-8-1	...	10-13-5	...	13-2-5	...	10-7-5	23-9-10
<b>Total</b>	<b>147-188-55</b>	<b>147-161-31</b>	<b>90-115-29</b>	<b>384-464-115</b>	<b>26-25-7</b>	<b>116-81-30</b>	<b>32-27-7</b>	<b>102-75-21</b>	<b>276-208-65</b>

## RECORD BY MONTH

Year	October	November	December	January	February	March	April
2000-01	3-8-0-1	4-8-1-0	5-6-3-1	5-4-0-2	3-5-3-2	5-6-2-0	3-2-0-0
2001-02	1-7-4-0	6-6-1-1	3-9-1-0	4-9-1-0	1-3-1-2	5-8-0-2	2-5-0-0
2002-03	3-5-1-0	6-6-1-2	4-8-1-0	7-6-2-0	3-7-1-0	5-8-1-1	1-2-1-0
2003-04	3-6-0-1	4-6-3-0	2-9-1-2	6-6-3-0	4-7-1-1	5-10-0-0	1-1-0-0
2005-06	4-8-0	3-10-0	5-8-1	8-4-1	3-3-0	7-7-1	5-3-1
2006-07	3-5-1	3-10-1	9-5-2	6-6-1	3-7-2	8-6-0	1-3-0
2007-08	7-3-1	4-7-3	7-5-2	7-7-0	5-5-3	4-6-3	0-3-0
2008-09	4-6-0	6-4-3	7-6-1	7-5-1	7-4-1	9-4-2	1-2-2
2009-10	6-5-1	7-4-3	2-9-5	7-8-0	3-2-1	7-4-3	0-3-2
2010-11	6-4-0	8-4-0	6-7-3	3-6-2	8-3-1	3-7-6	0-4-1
2011-12	2-9-1	4-6-2	4-8-2	3-8-1	5-7-1	9-7-0	2-1-0
2012-13	0-0-0	0-0-0	0-0-0	2-5-1	3-7-2	10-2-4	9-3-0
2013-14	5-6-0	5-8-3	7-5-1	10-4-0	2-2-1	9-5-1	5-2-1
2014-15	4-6-0	2-9-2	10-1-1	5-8-0	5-7-1	11-4-0	5-0-1
2015-16	2-10-0	8-5-0	4-7-3	5-5-2	7-3-3	4-9-0	4-1-0
2016-17	3-3-1	9-2-3	14-0-0	7-7-0	6-4-2	10-4-2	1-4-0
2017-18	8-4-0	8-4-1	6-7-2	5-4-1	5-7-1	12-3-1	1-1-1
2018-19	6-5-0	9-3-2	8-5-1	5-6-0	8-5-0	9-6-1	2-1-0
2019-20	5-5-2	6-6-2	7-3-4	9-2-0	4-5-6	2-1-1	0-0-0
<b>Total</b>	<b>75-105-14</b>	<b>102-108-34</b>	<b>110-108-37</b>	<b>111-110-18</b>	<b>85-93-36</b>	<b>134-107-31</b>	<b>43-41-10</b>

## RECORD BY DAY OF THE WEEK

Year	Monday	Tuesday	Wednesday	Thursday	Friday	Saturday	Sunday
2000-01	2-4-0-0	4-2-1-1	4-8-3-3	4-4-2-0	5-5-0-0	5-10-2-1	4-6-1-1
2001-02	3-8-2-0	2-6-1-0	2-7-0-1	2-8-1-3	7-3-1-0	4-12-2-1	2-3-1-0
2002-03	1-8-1-0	2-7-1-1	4-4-2-0	9-5-0-0	3-6-2-0	8-9-2-1	2-3-0-1
2003-04	2-4-1-0	2-5-2-1	3-9-1-0	3-10-0-1	6-4-0-1	7-12-1-1	2-1-3-0
2005-06	3-2-1	3-5-1	7-7-0	4-5-0	7-11-1	7-8-1	4-5-0
2006-07	2-2-0	7-4-2	2-6-1	4-4-1	8-10-2	7-12-0	3-4-1
2007-08	1-2-2	4-6-1	7-6-1	6-4-1	7-4-2	6-9-1	3-5-4
2008-09	2-1-2	7-7-1	6-2-1	6-2-1	9-5-0	10-9-4	1-5-1
2009-10	6-4-1	4-8-3	2-4-1	7-7-3	3-1-2	7-10-4	3-1-1
2010-11	4-0-2	5-5-4	5-1-4	3-6-1	7-10-1	9-6-1	1-7-0
2011-12	1-4-0	8-9-1	1-2-2	5-8-2	5-4-0	7-12-1	2-7-1
2012-13	3-1-1	3-2-3	1-1-0	4-4-2	3-2-1	6-4-0	4-3-0
2013-14	6-3-0	8-6-2	2-1-0	7-5-3	6-8-1	11-6-1	3-3-0
2014-15	2-2-1	8-9-0	3-2-0	8-2-1	8-5-2	12-12-0	1-3-1
2015-16	2-6-0	7-8-4	3-1-0	5-7-0	6-7-1	11-7-3	0-4-0
2016-17	2-1-1	12-3-2	2-2-0	5-8-2	11-1-1	10-7-2	8-2-0
2017-18	6-3-0	11-5-1	3-1-1	8-5-2	8-6-1	7-8-2	2-2-0
2018-19	4-3-0	8-10-0	0-0-0	15-4-0	5-4-0	11-9-3	4-1-1
2019-20	8-0-1	6-4-1	2-2-1	6-2-3	3-4-3	4-10-4	4-0-2
<b>Total</b>	<b>60-58-16</b>	<b>111-111-34</b>	<b>59-66-22</b>	<b>111-100-29</b>	<b>117-100-22</b>	<b>149-172-38</b>	<b>53-65-19</b>









# INDIVIDUAL LEADERS BY SEASON

## LEADERS BY SEASON

### GAMES PLAYED

2000-01	Serge Aubin, Lyle Odelein	81
2001-02	Grant Marshall	81
	Jean-Luc Grand-Pierre	
2002-03	Geoff Sanderson, Luke Richardson	82
2003-04	David Vyborny	82
2005-06	Trevor Letowski	81
2006-07	David Vyborny, Jason Chimera, Manny Malhotra	82
2007-08	Nikolai Zherdev, Rostislav Klesla	82
2008-09	R.J. Umberger, Fedor Tyutin, Jan Hejda	82
2009-10	R.J. Umberger, Antoine Vermette	82
2010-11	Sammy Pahlsson, R.J. Umberger, Antoine Vermette	82
2011-12	Rick Nash, Vinny Prospal	82
2012-13	Vinny Prospal, R.J. Umberger, Fedor Tyutin	48
2013-14	Ryan Johansen, Mark Letestu, Jack Johnson	82
2014-15	Ryan Johansen, David Savard	82
2015-16	Gregory Campbell, Boone Jenner, Ryan Murray	82
2016-17	Brandon Saad, Jack Johnson, Boone Jenner, Cam Atkinson	82
2017-18	Oliver Bjorkstrand, Pierre-Luc Dubois	82
2018-19	Josh Anderson, Pierre-Luc Dubois, David Savard, Zach Werenski	82
2019-20	Pierre-Luc Dubois, Boone Jenner, Gustav Nyquist	70

### POINTS

2000-01	Geoff Sanderson	56
2001-02	Ray Whitney	61
2002-03	Ray Whitney	76
2003-04	Rick Nash	57
2005-06	David Vyborny	65
2006-07	David Vyborny	64
2007-08	Rick Nash	69
2008-09	Rick Nash	79
2009-10	Rick Nash	67
2010-11	Rick Nash	66
2011-12	Rick Nash	59
2012-13	Vinny Prospal	30
2013-14	Ryan Johansen	63
2014-15	Nick Foligno	73
2015-16	Brandon Saad, Cam Atkinson	53
2016-17	Cam Atkinson	62
2017-18	Artemi Panarin	82
2018-19	Artemi Panarin	87
2019-20	Pierre-Luc Dubois	49

### GOALS

2000-01	Geoff Sanderson	30
2001-02	Ray Whitney	21
2002-03	Geoff Sanderson	34
2003-04	Rick Nash	41
2005-06	Rick Nash	31
2006-07	Rick Nash	27
2007-08	Rick Nash	38
2008-09	Rick Nash	40
2009-10	Rick Nash	33
2010-11	Rick Nash	32
2011-12	Rick Nash	30
2012-13	Mark Letestu	13
2013-14	Ryan Johansen	33
2014-15	Nick Foligno	31
2015-16	Brandon Saad	31
2016-17	Cam Atkinson	35

2017-18	Artemi Panarin	27
2018-19	Cam Atkinson	41
2019-20	Oliver Bjorkstrand	21

### ASSISTS

2000-01	Espen Knutsen	42
2001-02	Ray Whitney	40
2002-03	Ray Whitney	52
2003-04	David Vyborny	31
2005-06	David Vyborny	43
2006-07	David Vyborny	48
2007-08	Nikolai Zherdev	35
2008-09	Rick Nash	39
2009-10	Kristian Huselius	40
2010-11	Rick Nash	34
2011-12	Vinny Prospal	39
2012-13	Vinny Prospal, Brandon Dubinsky, Fedor Tyutin	18
2013-14	James Wisniewski	44
2014-15	Ryan Johansen	45
2015-16	Alexander Wennberg	32
2016-17	Alexander Wennberg	46
2017-18	Artemi Panarin	55
2018-19	Artemi Panarin	59
2019-20	Pierre-Luc Dubois	38

### PLUS/MINUS RATING (OVER 40 GAMES)

2000-01	Jamie Pushor	7
2001-02	Jody Shelley	1
2002-03	David Vyborny	12
2003-04	David Ling	-3
2005-06	Ron Hainsey	13
2006-07	Anders Eriksson	12
2007-08	Jan Hejda	20
2008-09	Jan Hejda	23
2009-10	Derek Dorsett	6
2010-11	Derek MacKenzie	14
2011-12	Derek MacKenzie	4
2012-13	Dalton Prout	15
2013-14	Corey Tropp	11
2014-15	Nick Foligno	16
2015-16	Matt Calvert, Brandon Saad	1
2016-17	David Savard	33
2017-18	Artemi Panarin	23
2018-19	Josh Anderson	25
2019-20	Seth Jones, Eric Robinson	10

### PENALTY MINUTES

2000-01	Tyler Wright	140
2001-02	Jody Shelley	206
2002-03	Jody Shelley	249
2003-04	Jody Shelley	228
2005-06	Jody Shelley	163
2006-07	Alexander Svitov	145
2007-08	Jared Boll	226
2008-09	Jared Boll	180
2009-10	Jared Boll	149
2010-11	Derek Dorsett	184
2011-12	Derek Dorsett	235
2012-13	Jared Boll	100
2013-14	Brandon Dubinsky	98
2014-15	Jared Boll	109
2015-16	Scott Hartnell	112
2016-17	Brandon Dubinsky	91
2017-18	Ian Cole +	76
2018-19	Pierre-Luc Dubois	64
2019-20	Nick Foligno	62

### POWER PLAY GOALS

2000-01	Steve Heinze	14
2001-02	Mike Sillinger	8
2002-03	Geoff Sanderson	15
2003-04	Rick Nash	19
2005-06	Rick Nash	11
	Bryan Berard	11
2006-07	Rick Nash	9
2007-08	Rick Nash	10
2008-09	R.J. Umberger	9
2009-10	Rick Nash	10
2010-11	R.J. Umberger	8
2011-12	Jeff Carter	8
2012-13	Vinny Prospal	4
	James Wisniewski	4
2013-14	R.J. Umberger	8
2014-15	Nick Foligno	11
2015-16	Scott Hartnell	10
2016-17	Nick Foligno	11
2017-18	Artemi Panarin, Seth Jones	7
2018-19	Cam Atkinson	8
2019-20	Emil Bemstrom, Zach Werenski	5

### SHORTHANDED GOALS

2000-01	Tyler Wright, Robert Kron, Jamie Pushor	1
2001-02	Espen Knutsen	2
2002-03	Mike Sillinger	3
2003-04	David Vyborny	4
2005-06	David Vyborny, Adam Foote	2
2006-07	Sergei Fedorov, Jason Chimera	2
2007-08	Rick Nash	4
2008-09	Rick Nash	5
2009-10	Rick Nash, Antoine Vermette	2
2010-11	R.J. Umberger	3
2011-12	Derek MacKenzie, Rick Nash	2
2012-13	Mark Letestu	2
2013-14	Artem Anisimov, Derek MacKenzie, Brandon Dubinsky	2
2014-15	Ryan Johansen	2
2015-16	Cam Atkinson	2
2016-17	Matt Calvert	3
	Cam Atkinson	3
2017-18	Matt Calvert	2
2018-19	Cam Atkinson	4
2019-20	Riley Nash, Gustav Nyquist, Zach Werenski	1

### GAME-WINNING GOALS

2000-01	Geoff Sanderson	7
2001-02	Mike Sillinger	5
2002-03	Andrew Cassels	5
2003-04	Rick Nash	7
2005-06	David Vyborny	6
2006-07	Rick Nash	5
2007-08	Rick Nash	6
2008-09	Raffi Torres	6
2009-10	Rick Nash	6
2010-11	Rick Nash	7
2011-12	Derick Brassard, Ryan Johansen, Nikita Nikitin, R.J. Umberger, Antoine Vermette	3
2012-13	Artem Anisimov	3
2013-14	Boone Jenner, Ryan Johansen, Cam Atkinson, Nick Foligno, Artem Anisimov	5
2014-15	Cam Atkinson	7
2015-16	Brandon Saad	7
2016-17	Cam Atkinson	9

\* Combined Columbus and Nashville  
+ Combined Columbus and Pittsburgh

# INDIVIDUAL LEADERS BY SEASON



## GAME-WINNING GOALS CONTINUED

2017-18	Josh Anderson, Cam Atkinson, Artemi Panarin	5
2018-19	Cam Atkinson, Artemi Panarin	8
2019-20	Oliver Bjorkstrand	5

## SHOTS ON GOAL

2000-01	Geoff Sanderson	199
2001-02	Ray Whitney	210
2002-03	Geoff Sanderson	286
2003-04	Rick Nash	269
2005-06	Nikolai Zherdev	194
2006-07	Rick Nash	228
2007-08	Rick Nash	329
2008-09	Rick Nash	263
2009-10	Rick Nash	254
2010-11	Rick Nash	305
2011-12	Rick Nash	306
2012-13	Jack Johnson, R.J. Umberger	96
2013-14	Ryan Johansen	237
2014-15	Cam Atkinson	212
2015-16	Brandon Saad	233
2016-17	Cam Atkinson	240
2017-18	Seth Jones	249
2018-19	Cam Atkinson	295
2019-20	Zach Werenski	187

## SHOOTING PERCENTAGE

2001-02	Mike Sillinger	13.3
2002-03	Espen Knutsen	17.9
2003-04	Rick Nash	15.2
2005-06	Rick Nash	18.2
2006-07	Rick Nash	11.8
2007-08	Rick Nash	11.6
2008-09	Rick Nash	15.2
2009-10	Antoine Vermette	17.3
2010-11	Kristian Huselius	14.9
2011-12	Derick Brassard	11.2
2012-13	Artem Anisimov	16.2
2013-14	Nick Foligno	16.2
2014-15	Nick Foligno	17.0
2015-16	Scott Hartnell	15.3
2016-17	Cam Atkinson	14.6
2017-18	Sonny Milano	20.3
2018-19	Pierre-Luc Dubois	15.5
2019-20	Oliver Bjorkstrand	13.0

## FACEOFF WINNING PERCENTAGE

2000-01	Kevyn Adams	57.4
2001-02	Mike Sillinger	57.0
2002-03	Mike Sillinger	56.5
2003-04	Manny Malhotra	53.9
2005-06	Manny Malhotra	56.3
2006-07	Manny Malhotra	55.1
2007-08	Manny Malhotra	59.0
2008-09	Manny Malhotra	58.0
2009-10	Antoine Vermette	54.2
2010-11	Antoine Vermette	55.6
2011-12	Mark Letestu	51.9
2012-13	Derek MacKenzie	59.4
2013-14	Brandon Dubinsky	52.9
2014-15	Mark Letestu	52.9
2015-16	Boone Jenner	53.1
2016-17	Brandon Dubinsky	51.7
2017-18	Boone Jenner	55.5
2018-19	Brandon Dubinsky	57.1
2019-20	Boone Jenner	55.1

## POINTS BY DEFENSEMAN

2000-01	Jamie Heward	27
2001-02	Deron Quint	25
2002-03	Jaroslav Spacek	45
2003-04	Anders Eriksson	27
2005-06	Bryan Berard	32
2006-07	Ron Hainsey	34
2007-08	Ron Hainsey	32
2008-09	Fedor Tyutin	34
2009-10	Anton Stralman	34
2010-11	Fedor Tyutin	27
2011-12	Nikita Nikitin	32
2012-13	Fedor Tyutin	22
2013-14	James Wisniewski	51
2014-15	Jack Johnson	40
2015-16	Seth Jones	31*
2016-17	Zach Werenski	47
2017-18	Seth Jones	57
2018-19	Seth Jones	46
2019-20	Zach Werenski	41

## GOALS BY DEFENSEMAN

2000-01	Jamie Heward	11
2001-02	Rostislav Klesla	8
2002-03	Jaroslav Spacek	9
2003-04	Anders Eriksson	7
2005-06	Bryan Berard	12
2006-07	Ron Hainsey, Rostislav Klesla	9
2007-08	Ron Hainsey	8
2008-09	Fedor Tyutin	9
2009-10	Kris Russell	7
2010-11	Fedor Tyutin	7
2011-12	Nikita Nikitin	7
2012-13	Jack Johnson, James Wisniewski	5
2013-14	James Wisniewski	7
2014-15	David Savard	11
2015-16	Jack Johnson	6
2016-17	Seth Jones	12
2017-18	Seth Jones, Zach Werenski	16
2018-19	Zach Werenski	11
2019-20	Zach Werenski	20

## HAT TRICKS

2000-01	Geoff Sanderson, Tyler Wright, Deron Quint	1
2001-02	Espen Knutsen	1
2002-03	Tyler Wright	2
2003-04	David Vyborny	1
2005-06	Rick Nash, Bryan Berard	1
2006-07		0
2007-08	Rick Nash	1
2008-09	Rick Nash	2
2009-10	R.J. Umberger	1
2010-11	Matt Calver, Kristian Huselius, Rick Nash	1
2011-12	Jeff Carter	2
2012-13		0
2013-14		0
2014-15	Scott Hartnell, Cam Atkinson, Nick Foligno	1
2015-16	Cam Atkinson, Nick Foligno, Brandon Saad	1
2016-17	Scott Hartnell	1
2017-18	Cam Atkinson, Pierre-Luc Dubois, Artemi Panarin, Thomas Vanek	1
2018-19	Cam Atkinson	2
2019-20	Gustav Nyquist, Zach Werenski	1

## MULTI-POINT GAMES

2000-01	Geoff Sanderson	11
2001-02	Ray Whitney	18
2002-03	Ray Whitney	19
2003-04	Rick Nash	14
2005-06	David Vyborny	19
2006-07	David Vyborny	19
2007-08	Rick Nash	16
2008-09	Rick Nash	24
2009-10	Kristian Huselius	18
2010-11	Rick Nash	16
2011-12	Rick Nash	14
2012-13	Vinny Prospal, Mark Letestu	6
2013-14	Ryan Johansen	16
2014-15	Nick Foligno	17
2015-16	Boone Jenner	12
2016-17	Cam Atkinson, Alex Wennberg	14
2017-18	Artemi Panarin	19
2018-19	Artemi Panarin	25
2019-20	Oliver Bjorkstrand	11

## MULTI-GOAL GAMES

2000-01	Geoff Sanderson	5
2001-02	Mike Sillinger	3
2002-03	Geoff Sanderson	6
2003-04	Rick Nash	6
2005-06	Rick Nash	5
2006-07	Rick Nash	5
2007-08	Rick Nash	6
2008-09	Rick Nash	6
2009-10	Rick Nash	5
2010-11	Rick Nash	7
2011-12	Rick Nash	4
2012-13	Cam Atkinson	2
2013-14	Ryan Johansen	4
2014-15	Scott Hartnell, Nick Foligno	6
2015-16	Brandon Saad	4
2016-17	Cam Atkinson	7
2017-18	Cam Atkinson, Artemi Panarin	3
2018-19	Cam Atkinson	8
2019-20	Oliver Bjorkstrand	4

## ICE TIME – ALL PLAYERS

2000-01	Deron Quint	24:05
2001-02	Lyle Odelein	22:11
2002-03	Jaroslav Spacek	24:47
2003-04	Jaroslav Spacek	23:26
2005-06	Adam Foote	24:33
2006-07	Adam Foote	24:44
2007-08	Adam Foote	24:01
2008-09	Fedor Tyutin	23:30
2009-10	Fedor Tyutin	23:31
2010-11	Fedor Tyutin	22:41
2011-12	James Wisniewski	24:47
2012-13	Jack Johnson	25:58
2013-14	Jack Johnson	24:40
2014-15	Jack Johnson	24:09
2015-16	Jack Johnson	24:10
2016-17	Seth Jones	23:24
2017-18	Seth Jones	24:36
2018-19	Seth Jones	25:49
2019-20	Seth Jones	25:17



# INDIVIDUAL LEADERS BY SEASON

## LEADERS BY SEASON

### ICE TIME - FORWARDS

2000-01	Steve Heinze	18:49
2001-02	Mike Sillinger	20:51
2002-03	Ray Whitney	21:00
2003-04	Todd Marchant	20:38
2005-06	Sergei Fedorov	21:05
2006-07	David Vyborny	20:20
2007-08	Rick Nash	20:29
2008-09	Rick Nash	21:09
2009-10	Rick Nash	20:56
2010-11	R.J. Umberger	19:12
2011-12	Rick Nash	19:05
2012-13	R.J. Umberger	18:29
2013-14	Brandon Dubinsky	18:46
2014-15	Ryan Johansen	19:30
2015-16	Brandon Dubinsky	18:45
2016-17	Nick Foligno	18:25
2017-18	Artemi Panarin	20:07
2018-19	Artemi Panarin	19:51
2019-20	Nick Foligno	18:40

### GOALS-AGAINST AVERAGE

2000-01	Ron Tugnutt	2.44
2001-02	Ron Tugnutt	2.85
2002-03	Marc Denis	3.09
2003-04	Marc Denis	2.56
2005-06	Pascal Leclaire	3.23
2006-07	Fredrik Norrena	2.78
2007-08	Pascal Leclaire	2.25
2008-09	Steve Mason	2.29
2009-10	Mathieu Garon	2.81
2010-11	Mathieu Garon	2.72
2011-12	Curtis Sanford	2.60
2012-13	Sergei Bobrovsky	2.00
2013-14	Sergei Bobrovsky	2.38
2014-15	Sergei Bobrovsky	2.69
2015-16	Joonas Korpisalo	2.60
2016-17	Sergei Bobrovsky	2.06
2017-18	Sergei Bobrovsky	2.42
2018-19	Sergei Bobrovsky	2.58
2019-20	Elvis Merzlikins	2.35

### OTL/SOL

2005-06	Pascal Leclaire	3
2006-07	Fredrik Norrena	3
2007-08	Pascal Leclaire, Fredrik Norrena	6
2008-09	Steve Mason	7
2009-10	Steve Mason	9
2010-11	Steve Mason	7
2011-12	Curtis Sanford	4
2012-13	Sergei Bobrovsky	6
2013-14	Sergei Bobrovsky	5
2014-15	Sergei Bobrovsky	3
2015-16	Joonas Korpisalo	4
2016-17	Sergei Bobrovsky	5
2017-18	Sergei Bobrovsky	6
2018-19	Joonas Korpisalo	3
2019-20	Elvis Merzlikins	8

### LOSSES

2000-01	Ron Tugnutt	25
2001-02	Ron Tugnutt	27
2002-03	Marc Denis	41
2003-04	Marc Denis	36
2005-06	Marc Denis	25
2006-07	Fredrik Norrena	23
2007-08	Fredrik Norrena	19
2008-09	Steve Mason	20
2009-10	Steve Mason	26
2010-11	Steve Mason	21
2011-12	Steve Mason	26
2012-13	Sergei Bobrovsky	11
2013-14	Sergei Bobrovsky	20
2014-15	Sergei Bobrovsky	17
2015-16	Sergei Bobrovsky	19
2016-17	Sergei Bobrovsky	17
2017-18	Sergei Bobrovsky	22
2018-19	Sergei Bobrovsky	24
2019-20	Joonas Korpisalo	12

### SAVE PERCENTAGE

2000-01	Ron Tugnutt	.917
2001-02	Ron Tugnutt	.900
2002-03	Marc Denis	.903
2003-04	Marc Denis	.918
2005-06	Pascal Leclaire	.911
2006-07	Fredrik Norrena	.904
2007-08	Pascal Leclaire	.919
2008-09	Steve Mason	.916
2009-10	Mathieu Garon	.903
2010-11	Mathieu Garon, Steve Mason	.901
2011-12	Curtis Sanford	.911
2012-13	Sergei Bobrovsky	.932
2013-14	Sergei Bobrovsky	.923
2014-15	Sergei Bobrovsky	.918
2015-16	Joonas Korpisalo	.920
2016-17	Sergei Bobrovsky	.931
2017-18	Sergei Bobrovsky	.921
2018-19	Sergei Bobrovsky	.913
2019-20	Elvis Merzlikins	.923

### WINS

2000-01	Ron Tugnutt	22
2001-02	Ron Tugnutt	12
2002-03	Marc Denis	27
2003-04	Marc Denis	21
2005-06	Marc Denis	21
2006-07	Fredrik Norrena	24
2007-08	Pascal Leclaire	24
2008-09	Steve Mason	33
2009-10	Steve Mason	20
2010-11	Steve Mason	24
2011-12	Steve Mason	16
2012-13	Sergei Bobrovsky	21
2013-14	Sergei Bobrovsky	32
2014-15	Sergei Bobrovsky	30
2015-16	Joonas Korpisalo	16
2016-17	Sergei Bobrovsky	41
2017-18	Sergei Bobrovsky	37
2018-19	Sergei Bobrovsky	37
2019-20	Joonas Korpisalo	19

### TIES\*

2000-01	Ron Tugnutt	5
2001-02	Marc Denis	5
2002-03	Marc Denis	8
2003-04	Marc Denis	7

\*Not kept since 2003-04

### DECISIONS

2000-01	Ron Tugnutt	52
2001-02	Ron Tugnutt	42
2002-03	Marc Denis	76
2003-04	Marc Denis	64
2005-06	Marc Denis	47
2006-07	Fredrik Norrena	50
2007-08	Pascal Leclaire	47
2008-09	Steve Mason	60
2009-10	Steve Mason	55
2010-11	Steve Mason	52
2011-12	Steve Mason	45
2012-13	Sergei Bobrovsky	38
2013-14	Sergei Bobrovsky	57
2014-15	Sergei Bobrovsky	50
2015-16	Sergei Bobrovsky	35
2016-17	Sergei Bobrovsky	63
2017-18	Sergei Bobrovsky	65
2018-19	Sergei Bobrovsky	62
2019-20	Joonas Korpisalo	36

## GOALTENDERS

### GAMES PLAYED

2000-01	Ron Tugnutt	53
2001-02	Ron Tugnutt	44
2002-03	Marc Denis	77
2003-04	Marc Denis	66
2005-06	Marc Denis	49
2006-07	Fredrik Norrena	55
2007-08	Pascal Leclaire	54
2008-09	Steve Mason	61
2009-10	Steve Mason	58
2010-11	Steve Mason	54
2011-12	Steve Mason	46
2012-13	Sergei Bobrovsky	38
2013-14	Sergei Bobrovsky	58
2014-15	Sergei Bobrovsky	51
2015-16	Sergei Bobrovsky	37
2016-17	Sergei Bobrovsky	63
2017-18	Sergei Bobrovsky	65
2018-19	Sergei Bobrovsky	62
2019-20	Joonas Korpisalo	37

### MINUTES PLAYED

2000-01	Ron Tugnutt	3,129
2001-02	Ron Tugnutt	2,502
2002-03	Marc Denis	4,511
2003-04	Marc Denis	3,796
2005-06	Marc Denis	2,786
2006-07	Fredrik Norrena	2,952
2007-08	Pascal Leclaire	2,986
2008-09	Steve Mason	3,664
2009-10	Steve Mason	3,201
2010-11	Steve Mason	3,027
2011-12	Steve Mason	2,534
2012-13	Sergei Bobrovsky	2,219
2013-14	Sergei Bobrovsky	3,229
2014-15	Sergei Bobrovsky	2,994
2015-16	Sergei Bobrovsky	2,116
2016-17	Sergei Bobrovsky	3,704
2017-18	Sergei Bobrovsky	3,912
2018-19	Sergei Bobrovsky	3,557
2019-20	Joonas Korpisalo	2,126



# INDIVIDUAL LEADERS & TOP SINGLE



## GOALTENDERS

### SHUTOUTS

2000-01	Ron Tugnutt	4
2001-02	Ron Tugnutt	2
2002-03	Marc Denis	5
2003-04	Marc Denis	5
2005-06	Marc Denis	1
2006-07	Fredrik Norrena	3
2007-08	Pascal Leclaire	9
2008-09	Steve Mason	10
2009-10	Steve Mason	5
2010-11	Mathieu Garon, Steve Mason	3
2011-12	Steve Mason, Curtis Sanford	1
2012-13	Sergei Bobrovsky	4
2013-14	Sergei Bobrovsky	5
2014-15	Sergei Bobrovsky	2
2015-16	Sergei Bobrovsky	1
2016-17	Sergei Bobrovsky	7
2017-18	Sergei Bobrovsky	5
2018-19	Sergei Bobrovsky	9
2019-20	Evlis Merzlikins	5

### ASSISTS

2000-01	Ron Tugnutt	1
2001-02	Ron Tugnutt, Marc Denis	1
2002-03		0
2003-04	Marc Denis	2
2005-06	Marc Denis, Pascal Leclaire	1
2006-07		0
2007-08	Pascal Leclaire	2
2008-09	Pascal Leclaire	1
2009-10	Steve Mason	2
2010-11	Mathieu Garon, Steve Mason	1
2011-12	Steve Mason	2
2012-13		0
2013-14	Sergei Bobrovsky, Curtis McElhinney	1
2014-15	Sergei Bobrovsky	2
2015-16	Sergei Bobrovsky	2
2016-17		0
2017-18	Sergei Bobrovsky	3
2018-19		0
2019-20	Joonas Korpisalo	1

### PENALTY MINUTES

2000-01	Ron Tugnutt, Marc Denis	2
2001-02	Marc Denis	2
2002-03	Marc Denis	6
2003-04	Marc Denis	10
2005-06	Marc Denis, Pascal Leclaire	2
2006-07	Fredrik Norrena	6
2007-08	Pascal Leclaire	2
2008-09	Steve Mason	2
2009-10	Steve Mason, Mathieu Garon	2
2010-11	Mathieu Garon, Steve Mason	2
2011-12	Steve Mason	2
2012-13		0
2013-14	Sergei Bobrovsky	2
2014-15	Sergei Bobrovsky	4
2015-16	Sergei Bobrovsky, Joonas Korpisalo	2
2016-17	Sergei Bobrovsky	8
2017-18		0
2018-19	Sergei Bobrovsky	2
2019-20		0

## TOP SINGLE SEASONS

### GAMES PLAYED

1.	Josh Anderson	82	2018-19
	Pierre-Luc Dubois	82	2018-19
	David Savard	82	2018-19
	Zach Werenski	82	2018-19
	Oliver Bjorkstrand	82	2017-18
	Pierre-Luc Dubois	82	2017-18
	Cam Atkinson	82	2016-17
	Boone Jenner	82	2016-17
	Jack Johnson	82	2016-17
	Brandon Saad	82	2016-17
	Gregory Campbell	82	2015-16
	Boone Jenner	82	2015-16
	Ryan Murray	82	2015-16
	Ryan Johansen	82	2014-15
	David Savard	82	2014-15
	Mark Letestu	82	2013-14
	Jack Johnson	82	2013-14
	Ryan Johansen	82	2013-14
	Rick Nash	82	2011-12
	Vinny Prospal	82	2011-12
	Samuel Pahlsson	82	2010-11
	R.J. Umberger	82	2010-11
	Antoine Vermette	82	2010-11
	R.J. Umberger	82	2009-10
	Antoine Vermette	82	2009-10
	R.J. Umberger	82	2008-09
	Fedor Tyutin	82	2008-09
	Jan Hejda	82	2008-09
	Nikolai Zherdev	82	2007-08
	Rostislav Klesla	82	2007-08
	David Vyborny	82	2006-07
	Jason Chimera	82	2006-07
	Manny Malhotra	82	2006-07
	David Vyborny	82	2003-04
	Geoff Sanderson	82	2002-03
	Luke Richardson	82	2002-03

### POINTS

1.	Artemi Panarin	87	2018-19
2.	Artemi Panarin	82	2017-18
3.	Rick Nash	79	2008-09
4.	Ray Whitney	76	2002-03
5.	Nick Foligno	73	2014-15
6.	Ryan Johansen	71	2014-15
7.	Cam Atkinson	69	2018-19
	Rick Nash	69	2007-08
9.	Andrew Cassels	68	2002-03
10.	Rick Nash	67	2009-10
	Geoff Sanderson	67	2002-03

### GOALS

1.	Cam Atkinson	41	2018-19
	Rick Nash	41	2003-04
3.	Rick Nash	40	2008-09
4.	Rick Nash	38	2007-08
5.	Cam Atkinson	35	2016-17
6.	Geoff Sanderson	34	2002-03
7.	Ryan Johansen	33	2013-14
	Rick Nash	33	2009-10
9.	Rick Nash	32	2010-11
10.	Brandon Saad	31	2015-16
	Nick Foligno	31	2014-15
	Rick Nash	31	2005-06

### ASSISTS

1.	Artemi Panarin	59	2018-19
2.	Artemi Panarin	55	2017-18
3.	Ray Whitney	52	2002-03
4.	David Vyborny	48	2006-07
	Andrew Cassels	48	2002-03
6.	Alexander Wennberg	46	2016-17
7.	Ryan Johansen	45	2014-15
8.	James Wisniewski	44	2013-14
9.	David Vyborny	43	2005-06
10.	Nick Foligno	42	2014-15
	Espen Knutsen	42	2000-01

### PLUS/MINUS RATING (MIN. 50 GAMES)

1.	David Savard	+33	2016-17
2.	Josh Anderson	+25	2018-19
3.	Artemi Panarin	+23	2017-18
	Brandon Saad	+23	2016-17
	Jack Johnson	+23	2016-17
	Jan Hejda	+23	2008-09
7.	Alexander Wennberg	+22	2017-18
8.	Ryan Murray	+20	2018-19
	Jan Hejda	+20	2007-08
	David Savard	+19	2018-19
10.	Cam Atkinson	+19	2017-18

### PENALTY MINUTES

1.	Jody Shelley	249	2002-03
2.	Derek Dorsett	235	2011-12
3.	Jody Shelley	228	2003-04
4.	Jared Boll	226	2007-08
5.	Jody Shelley	206	2001-02
6.	Derek Dorsett	184	2010-11
7.	Jared Boll	182	2010-11
8.	Jared Boll	180	2008-09
9.	Jody Shelley	163	2005-06
10.	Derek Dorsett	150	2008-09

### POWER PLAY GOALS

1.	Rick Nash	19	2003-04
2.	Geoff Sanderson	15	2002-03
3.	Steve Heinze	14	2000-01
4.	Nick Foligno	11	2016-17
	Nick Foligno	11	2014-15
	Rick Nash	11	2005-06
	Bryan Berard	11	2005-06
8.	Cam Atkinson	10	2016-17
	Scott Hartnell	10	2015-16
	Rick Nash	10	2009-10
	Rick Nash	10	2007-08
	Nikolai Zherdev	10	2005-06

### SHORTHANDED GOALS

1.	Rick Nash	5	2008-09
2.	Cam Atkinson	4	2018-19
	Rick Nash	4	2007-08
	David Vyborny	4	2003-04
5.	Cam Atkinson	3	2016-17
	Matt Calvert	3	2016-17
	R.J. Umberger	3	2010-11
	Mike Sillinger	3	2002-03
9.	22x, MR: Josh Anderson	2	2018-19

### GAME-WINNING GOALS

1.	Cam Atkinson	9	2016-17
2.	Cam Atkinson	8	2018-19
	Artemi Panarin	8	2018-19
4.	Brandon Saad	7	2015-16
	Cam Atkinson	7	2014-15
	Rick Nash	7	2010-11
	Rick Nash	7	2003-04
	Geoff Sanderson	7	2000-01
9.	Rick Nash	6	2009-10
	Raffi Torres	6	2008-09
	Rick Nash	6	2007-08
	David Vyborny	6	2005-06



# TOP SINGLE SEASONS

## SHOTS ON GOAL

1.	Rick Nash	329	2007-08
2.	Rick Nash	306	2011-12
3.	Rick Nash	305	2010-11
4.	Cam Atkinson	295	2018-19
5.	Geoff Sanderson	286	2002-03
6.	Rick Nash	269	2003-04
7.	Rick Nash	263	2008-09
8.	Rick Nash	254	2009-10
	Nikolai Zherdev	254	2007-08
10.	Seth Jones	249	2017-18

## SHOOTING PERCENTAGE (MIN. 50 GAMES)

1.	Sonny Milano	20.3	2017-18
2.	Raffi Torres	19.2	2009-10
3.	Rick Nash	18.2	2005-06
4.	Espen Knutsen	17.7	2000-01
	Andrew Cassels	17.7	2002-03
6.	Steve Heinze	17.6	2000-01
	Tyler Wright	17.6	2002-03
8.	Antoine Vermette	17.3	2009-10
9.	Nick Foligno	17.0	2014-15
10.	Nick Foligno	16.2	2013-14
	Raffi Torres	16.2	2008-09

## FACEOFF WINNING PERCENTAGE (MIN. 100 ATTEMPTS)

1.	Derek MacKenzie	59.4	2012-13
2.	Manny Malhotra	59.0	2007-08
3.	Brandon Dubinsky	58.3	2012-13
4.	Manny Malhotra	58.0	2008-09
5.	Kevyn Adams	57.4	2000-01
6.	Brandon Dubinsky	57.1	2018-19
7.	Mike Sillinger	57.0	2001-02
8.	Nick Foligno	56.6	2018-19
9.	Geoff Platt	56.5	2006-07
	Mike Sillinger	56.5	2002-03

## POINTS BY DEFENSEMAN

1.	Seth Jones	57	2017-18
2.	James Wisniewski	51	2013-14
3.	Zach Werenski	47	2016-17
4.	Seth Jones	46	2018-19
5.	Jaroslav Spacek	45	2002-03
6.	Zach Werenski	44	2018-19
7.	Seth Jones	42	2016-17
8.	Zach Werenski	41	2019-20
9.	Jack Johnson	40	2014-15
10.	Zach Werenski	37	2017-18

## GOALS BY DEFENSEMAN

1.	Zach Werenski	20	2019-20
2.	Seth Jones	16	2017-18
	Zach Werenski	16	2017-18
4.	Seth Jones	12	2016-17
	Bryan Berard	12	2005-06
6.	Zach Werenski	11	2018-19
	Zach Werenski	11	2016-17
	David Savard	11	2014-15
	Jamie Heward	11	2000-01
10.	Seth Jones	9	2018-19
	Kevin Connauton	9	2014-15
	Fedor Tyutin	9	2008-09
	Ron Hainsey	9	2006-07
	Rostislav Klesla	9	2006-07
	Jaroslav Spacek	9	2002-03

## HAT TRICKS

1.	Cam Atkinson	2	2018-19
	Jeff Carter	2	2011-12
	Rick Nash	2	2008-09
	Tyler Wright	2	2002-03
	R.J. Umberger	2	2009-10
6.	Gus Nyuist	1	2019-20
	Zach Werenski	1	2019-20
	Boone Jenner	1	2018-19
	Cam Atkinson	1	2017-18
	Pierre-Luc Dubois	1	2017-18
	Artemi Panarin	1	2017-18
	Thomas Vanek	1	2017-18
	Scott Hartnell	1	2016-17
	Cam Atkinson	1	2015-16
	Nick Foligno	1	2015-16
	Brandon Saad	1	2015-16
	Nick Foligno	1	2014-15
	Cam Atkinson	1	2014-15
	Scott Hartnell	1	2014-15
	Cam Atkinson	1	2011-12
	R.J. Umberger	1	2011-12
	Matt Calvert	1	2010-11
	Kristian Huselius	1	2010-11
	Rick Nash	1	2010-11
	Nikita Filatov	1	2008-09
	Rick Nash	1	2007-08
	Rick Nash	1	2005-06
	Bryan Berard	1	2005-06
	David Vyborny	1	2003-04
	Geoff Sanderson	1	2002-03
	Ray Whitney	1	2002-03
	Espen Knutsen	1	2001-02
	Geoff Sanderson	1	2000-01
	Tyler Wright	1	2000-01
	Deron Quint	1	2000-01

## MULTI-POINT GAMES

1.	Artemi Panarin	25	2018-19
2.	Rick Nash	24	2008-09
3.	Cam Atkinson	19	2018-19
	Artemi Panarin	19	2017-18
	David Vyborny	19	2006-07
	David Vyborny	19	2005-06
	Ray Whitney	19	2002-03
8.	Kristian Huselius	18	2009-10
	Andrew Cassels	18	2002-03
	Ray Whitney	18	2001-02

## MULTI-GOAL GAMES

1.	Cam Atkinson	8	2018-19
2.	Cam Atkinson	7	2016-17
	Rick Nash	7	2010-11
4.	Pierre-Luc Dubois	6	2018-19
	Nick Foligno	6	2014-15
	Scott Hartnell	6	2014-15
	Rick Nash	6	2008-09
	Rick Nash	6	2007-08
	Rick Nash	6	2003-04
	Geoff Sanderson	6	2002-03

## ICE TIME - ALL PLAYERS (MIN. 50 GAMES)

1.	Jack Johnson	25:58	2012-13
2.	Seth Jones	25:49	2018-19
3.	Seth Jones	25:17	2019-20
4.	James Wisniewski	24:48	2011-12
5.	Jaroslav Spacek	24:47	2002-03
6.	Adam Foote	24:44	2006-07
7.	Jack Johnson	24:41	2013-14
8.	Seth Jones	24:36	2017-18
9.	Adam Foote	24:34	2005-06
10.	Seth Jones	24:27	2015-16

## ICE TIME - FORWARDS (MIN. 50 GAMES)

1.	Rick Nash	21:10	2008-09
2.	Sergei Fedorov	21:06	2005-06
3.	Ray Whitney	21:00	2002-03
4.	Rick Nash	20:56	2009-10
5.	Mike Sillinger	20:51	2001-02
6.	David Vyborny	20:41	2005-06
7.	Todd Marchant	20:39	2003-04
8.	Rick Nash	20:29	2007-08
9.	David Vyborny	20:23	2003-04
10.	David Vyborny	20:20	2006-07

## HITS

1.	Brandon Dubinsky	248	2016-17
2.	Derek MacKenzie	241	2013-14
3.	Brandon Dubinsky	235	2015-16
4.	Brandon Dubinsky	234	2013-14
5.	Grant Marshall	220	2001-02
6.	Boone Jenner	216	2016-17
7.	Josh Anderson	214	2018-19
8.	Boone Jenner	213	2015-16
9.	Nick Foligno	212	2019-20
	Boone Jenner	212	2013-14

## BLOCKED SHOTS

1.	Ryan Murray	171	2015-16
2.	David Savard	163	2019-20
3.	Mike Commodore	162	2008-09
4.	Jan Hejda	158	2010-11
5.	Jan Hejda	157	2008-09
6.	Radoslav Suchy	155	2005-06
7.	David Savard	143	2017-18
8.	Jack Johnson	135	2017-18
9.	Jack Johnson	134	2016-17
10.	Ron Hainsey	133	2006-07
	Seth Jones	133	2018-19
	Jan Hejda	133	2009-10

## TAKEAWAYS

1.	Artemi Panarin	70	2017-18
	Rick Nash	70	2008-09
3.	Seth Jones	67	2017-18
4.	Rick Nash	62	2011-12
5.	Ryan Johansen	60	2014-15
6.	Seth Jones	59	2018-19
7.	Freddy Modin	58	2006-07
8.	Rick Nash	56	2007-08
9.	David Vyborny	55	2005-06
10.	Vinny Prospal	53	2011-12

## ROOKIE SKATERS GAMES PLAYED

1.	Pierre-Luc Dubois	82	2017-18
2.	William Karlsson	81	2015-16
	Serge Aubin	81	2000-01
4.	Jakub Voracek	80	2008-09
5.	David Vyborny	79	2000-01
6.	Zach Werenski	78	2016-17
	Gilbert Brule	78	2006-07
8.	Jared Boll	75	2007-08
	Rostislav Klesla	75	2001-02
10.	Rick Nash	74	2002-03

## POINTS

1.	Pierre-Luc Dubois	48	2017-18
2.	Zach Werenski	47	2016-17
3.	Rick Nash	39	2002-03
4.	Jakub Voracek	38	2008-09
5.	Nikolai Zherdev	34	2003-04
6.	David Vyborny	32	2000-01



## TOP SINGLE SEASONS - ROOKIES CONTINUED

### POINTS CONTINUED

7.	Serge Aubin	30	2000-01
8.	Boone Jenner	29	2013-14
9.	Derick Brassard	25	2008-09
10.	Sonny Milano	22	2017-18
	Jaroslav Balastik	22	2005-06

### GOALS

1.	Pierre-Luc Dubois	20	2017-18
2.	Rick Nash	17	2002-03
3.	Boone Jenner	16	2013-14
4.	Sonny Milano	14	2017-18
5.	Nikolai Zherdev	13	2003-04
	Serge Aubin	13	2000-01
	David Vyborny	13	2000-01
8.	Jaroslav Balastik	12	2005-06
9.	Zach Werenski	11	2016-17
	Matt Calvert	11	2010-11

### ASSISTS

1.	Zach Werenski	36	2016-17
2.	Jakub Voracek	29	2008-09
3.	Pierre-Luc Dubois	28	2017-18
4.	Rick Nash	22	2002-03
5.	Nikolai Zherdev	21	2003-04
6.	David Vyborny	19	2000-01
7.	Ryan Murray	17	2013-14
	Serge Aubin	17	2000-01
9.	Alexander Wennberg	16	2014-15
10.	Grant Clitsome	15	2010-11
	Derick Brassard	15	2008-09

### PLUS/MINUS RATING (MIN. 40 GAMES)

1.	Zach Werenski	17	2016-17
2.	Jakub Voracek	11	2008-09
3.	Eric Robinson	10	2019-20
	Lukas Sedlak	10	2016-17
5.	Pierre-Luc Dubois	8	2017-18

### PENALTY MINUTES

1.	Jared Boll	226	2007-08
2.	Jody Shelley	206	2001-02
3.	Derek Dorsett	150	2008-09
4.	Ole-Kristian Tollefsen	123	2006-07
5.	Serge Aubin	107	2000-01
6.	Rick Nash	78	2002-03
7.	Duvie Westcott	77	2002-03
8.	Rostislav Klesla	74	2001-02
9.	Mike Blunden	59	2009-10
10.	Nikolai Zherdev	54	2003-04

### POWER PLAY GOALS

1.	Jaroslav Balastik	7	2005-06
2.	Pierre-Luc Dubois	6	2017-18
	Rick Nash	6	2002-03
4.	Nikolai Zherdev	5	2003-04
	David Vyborny	5	2000-01

### SHORTHANDED GOALS

1.	Lukas Sedlak	1	2016-17
----	--------------	---	---------

### GAME-WINNING GOALS

1.	Boone Jenner	5	2013-14
2.	Emil Bemstrom	4	2019-20
	Pierre-Luc Dubois	4	2017-18
3.	Sonny Milano	3	2017-18
	Ryan Johansen	3	2011-12
	Jared Boll	3	2007-08

### SHOTS ON GOAL

1.	Zach Werenski	188	2016-17
2.	Pierre-Luc Dubois	165	2017-18
3.	Jaroslav Balastik	158	2005-06
4.	Rick Nash	154	2002-03
5.	Nikolai Zherdev	137	2003-04

### SHOOTING PERCENTAGE (MIN. 40 GAMES)

1.	Matt Calvert	22.0	2010-11
2.	Sonny Milano	20.3	2017-18
3.	Boone Jenner	12.6	2013-14
4.	Lukas Sedlak	12.3	2016-17
5.	Pierre-Luc Dubois	12.1	2017-18

### FACEOFF WINNING PERCENTAGE (MIN. 100 ATTEMPTS)

1.	Geoff Platt	56.5	2006-07
2.	Lukas Sedlak	52.4	2016-17
3.	Serge Aubin	51.3	2000-01
4.	Dan Fritsche	48.9	2005-06
5.	Michael Chaput	48.6	2014-15

### POINTS BY DEFENSEMAN

1.	Zach Werenski	47	2016-17
2.	Ryan Murray	21	2013-14
3.	Grant Clitsome	19	2010-11
4.	Vladislav Gavrikov	18	2019-20
5.	Derrick Walser	17	2002-03

### GOALS BY DEFENSEMAN

1.	Zach Werenski	11	2016-17
2.	Rostislav Klesla	8	2001-02
3.	Vladislav Gavrikov	5	2019-20
4.	Ryan Murray	4	2013-14
	Grant Clitsome	4	2010-11
	Derrick Walser	4	2002-03

### HAT TRICKS

1.	Pierre-Luc Dubois	1	2017-18
	Cam Atkinson	1	2011-12
	Matt Calvert	1	2010-11
	Nikita Filatov	1	2008-09

### MULTI-POINT GAMES

1.	Pierre-Luc Dubois	12	2017-18
	Zach Werenski	12	2016-17
3.	Nikolai Zherdev	7	2003-04
4.	Jakub Voracek	6	2008-09
	Serge Aubin	6	2000-01

### MULTI-GOAL GAMES

1.	Serge Aubin	3	2000-01
2.	Sonny Milano	2	2017-18
	William Karlsson	2	2015-16
	Boone Jenner	2	2013-14
	Cam Atkinson	2	2011-12
	Ryan Johansen	2	2011-12
	Jaroslav Balastik	2	2005-06

### ICE TIME - ALL PLAYERS (MIN. 40 GAMES)

1.	Zach Werenski	20:55	2016-17
2.	Ryan Murray	19:52	2013-14
3.	Vladislav Gavrikov	18:59	2019-20
4.	Rostislav Klesla	18:52	2001-02
5.	Pierre-Luc Dubois	16:38	2017-18

### ICE TIME - FORWARDS (MIN. 40 GAMES)

1.	Pierre-Luc Dubois	16:38	2017-18
2.	Serge Aubin	16:20	2000-01
3.	Nikolai Zherdev	16:10	2003-04
4.	Alexander Wennberg	15:37	2014-15
5.	David Vyborny	15:25	2000-01

### GOALTENDERS

#### GAMES PLAYED

1.	Marc Denis	77	2002-03
2.	Marc Denis	66	2003-04
3.	Sergei Bobrovsky	65	2017-18
4.	Sergei Bobrovsky	63	2016-17
5.	Sergei Bobrovsky	62	2018-19
6.	Steve Mason	61	2008-09
7.	Steve Mason	58	2009-10
	Sergei Bobrovsky	58	2013-14
9.	Fredrik Norrena	55	2006-07
10.	Steve Mason	54	2010-11
	Pascal Leclaire	54	2007-08

#### MINUTES PLAYED

1.	Marc Denis	4,511	2002-03
2.	Sergei Bobrovsky	3,912	2017-18
3.	Marc Denis	3,796	2003-04
4.	Sergei Bobrovsky	3,707	2016-17
5.	Steve Mason	3,664	2008-09
6.	Sergei Bobrovsky	3,557	2018-19
7.	Sergei Bobrovsky	3,299	2013-14
8.	Steve Mason	3,201	2009-10
9.	Ron Tugnutt	3,129	2000-01
10.	Steve Mason	3,027	2010-11

### GOALS-AGAINST AVERAGE (MIN. 20 GAMES PLAYED)

1.	Sergei Bobrovsky	2.00	2012-13
2.	Sergei Bobrovsky	2.06	2016-17
3.	Pascal Leclaire	2.25	2007-08
4.	Steve Mason	2.29	2008-09
5.	Elvis Merzlikins	2.35	2019-20
6.	Sergei Bobrovsky	2.38	2013-14
7.	Sergei Bobrovsky	2.42	2017-18
8.	Ron Tugnutt	2.44	2000-01
9.	Marc Denis	2.56	2003-04
10.	Sergei Bobrovsky	2.58	2018-19

### SAVE PERCENTAGE (MIN. 20 GAMES PLAYED)

1.	Sergei Bobrovsky	.932	2012-13
2.	Sergei Bobrovsky	.931	2016-17
3.	Elvis Merzlikins	.923	2019-20
	Sergei Bobrovsky	.923	2013-14
5.	Sergei Bobrovsky	.921	2017-18
6.	Joonas Korpisalo	.919	2015-16
	Pascal Leclaire	.919	2007-08
8.	Sergei Bobrovsky	.918	2014-15
	Marc Denis	.918	2003-04
10.	Ron Tugnutt	.917	2000-01

### WINS

1.	Sergei Bobrovsky	41	2016-17
2.	Sergei Bobrovsky	37	2018-19
	Sergei Bobrovsky	37	2017-18
4.	Steve Mason	33	2008-09
5.	Sergei Bobrovsky	32	2013-14
6.	Sergei Bobrovsky	30	2014-15
7.	Marc Denis	27	2002-03
8.	Steve Mason	24	2010-11
	Pascal Leclaire	24	2007-08
	Fredrik Norrena	24	2006-07



# TOP SINGLE & CAREER LEADERS

## TOP SINGLE SEASONS - GOALTENDERS CONTINUED

### LOSSES

1.	Marc Denis	41	2002-03
2.	Marc Denis	36	2003-04
3.	Ron Tugnutt	27	2001-02
4.	Steve Mason	26	2011-12
	Steve Mason	26	2009-10
6.	Marc Denis	25	2005-06
	Ron Tugnutt	25	2000-01
8.	Sergei Bobrovsky	24	2018--19
	Marc Denis	24	2001-02
10.	Fredrik Norrena	23	2006-07

### TIES

1.	Marc Denis	8	2002-03
2.	Marc Denis	7	2003-04
3.	Marc Denis	5	2001-02
	Ron Tugnutt	5	2000-01
5.	Marc Denis	4	2000-01
6.	Ron Tugnutt	3	2001-02
7.	Fred Brathwaite	1	2003-04

### SHUTOUTS

1.	Steve Mason	10	2008-09
2.	Sergei Bobrovsky	9	2018-19
	Pascal Leclaire	9	2007-08
4.	Sergei Bobrovsky	7	2016-17
5.	Elvis Merzlikins	5	2019-20
	Sergei Bobrovsky	5	2017-18

## CAREER LEADERS

### GAMES PLAYED

1.	Rick Nash	674
2.	Cam Atkinson	571
3.	Nick Foligno	557
	David Savard	489
5.	Fedor Tyutin	553
6.	David Vyborny	543
7.	Jared Boll	518
8.	Rostislav Klesla	515
9.	Boone Jenner	489
10.	R.J. Umberger	445
	Jack Johnson	445

### POINTS

1.	Rick Nash	547
2.	Cam Atkinson	368
3.	Nick Foligno	318
4.	David Vyborny	317
5.	R.J. Umberger	250
6.	Brandon Dubinsky	225
7.	Boone Jenner	223
8.	Alexander Wennberg	201
9.	Seth Jones	195
10.	Ryan Johansen	193

### GOALS

1.	Rick Nash	289
2.	Cam Atkinson	198
3.	Nick Foligno	135
4.	R.J. Umberger	120
5.	Boone Jenner	113
	David Vyborny	113
7.	Geoff Sanderson	88
8.	Ryan Johansen	79
9.	Nikolai Zherdev	76
10.	Brandon Dubinsky	72
	Matt Calvert	72

### ASSISTS

1.	Rick Nash	258
2.	David Vyborny	204
3.	Nick Foligno	162
4.	Cam Atkinson	156
5.	Brandon Dubinsky	153
6.	Fedor Tyutin	146
7.	Alexander Wennberg	144
8.	R.J. Umberger	130
9.	Seth Jones	126
10.	Jack Johnson	118

### PLUS/MINUS RATING (MIN. 100 GP)

1.	David Savard	43
2.	Artemi Panarin	37
3.	Cam Atkinson	33
4.	Oliver Bjorkstrand	30
5.	Josh Anderson	27
6.	Markus Nutivaara	25
7.	Brandon Saad	24
8.	Jan Hejda	23
9.	Pierre-Luc Dubois	22
	Zach Werenski	22

### PENALTY MINUTES

1.	Jared Boll	1,195
2.	Jody Shelley	1,025
3.	Derek Dorsett	727
4.	Rick Nash	568
5.	Rostislav Klesla	508
6.	Brandon Dubinsky	448
7.	Nick Foligno	438
8.	Tyler Wright	436
9.	Jason Chimera	372
10.	Fedor Tyutin	351

### POWER PLAY GOALS

1.	Rick Nash	83
2.	Cam Atkinson	41
3.	R.J. Umberger	40
4.	David Vyborny	36
5.	Geoff Sanderson	34

### SHORTHANDED GOALS

1.	Rick Nash	14
2.	Cam Atkinson	12
3.	David Vyborny	7
4.	Matt Calvert	6
5.	R.J. Umberger	5
	Antoine Vermette	5
	Derek MacKenzie	5
	Brandon Dubinsky	5

### GAME-WINNING GOALS

1.	Rick Nash	44
2.	Cam Atkinson	40
3.	Nick Foligno	21
4.	Boone Jenner	20
5.	David Vyborny	17

### SHOTS ON GOAL

1.	Rick Nash	2,278
2.	Cam Atkinson	1,725
3.	Boone Jenner	1,182
4.	R.J. Umberger	1,107
5.	Nick Foligno	1,105

### SHOOTING PERCENTAGE (MIN. 200 SHOTS)

1.	Scott Hartnell	14.0
2.	Pierre-Luc Dubois	13.9
3.	Mike Sillinger	13.7
4.	Espen Knutsen	13.3
5.	Artemi Panarin	13.1

### HAT TRICKS

1.	Cam Atkinson	6
2.	Rick Nash	5
3.	Tyler Wright	3
4.	Scott Hartnell	2
	Nick Foligno	2
	Jeff Carter	2
	Geoff Sanderson	2
	R.J. Umberger	2
9.	Gustav Nyquist	1
	Zach Werenski	1
	Boone Jenner	1
	Pierre-Luc Dubois	1
	Artemi Panarin	1
	Thomas Vanek	1
	Brandon Saad	1
	Bryan Berard	1
	Matt Calvert	1
	Nikita Filatov	1
	Kristian Huselius	1
	Espen Knutsen	1
	Deron Quint	1
	David Vyborny	1
	Ray Whitney	1

### HITS

1.	Nick Foligno	1,380
2.	Brandon Dubinsky	1,225
3.	Boone Jenner	1,215
4.	David Savard	1,022
5.	Jared Boll	970
6.	Fedor Tyutin	790
7.	Derek MacKenzie	741
8.	Jack Johnson	733
9.	Rick Nash	674
10.	Derek Dorsett	667

# CAREER LEADERS



## BLOCKED SHOTS

1.	David Savard	869
2.	Jack Johnson	765
3.	Fedor Tyutin	741
4.	Ryan Murray	593
5.	Seth Jones	574
6.	Rostislav Klesla	544
7.	Jan Hejda	538
8.	Boone Jenner	446
9.	Nick Foligno	384
10.	Kris Russell	365

## TAKEAWAYS

1.	Rick Nash	363
2.	Nick Foligno	292
3.	Cam Atkinson	286
4.	Boone Jenner	227
5.	R.J. Umberger	221
6.	Seth Jones	203
7.	Alexander Wennberg	201
8.	Brandon Dubinsky	189
9.	Matt Calvert	160
10.	Ryan Johansen	154

## CONSECUTIVE GAMES PLAYED

1.	R.J. Umberger	288	10/10/08-1/10/12
2.	Jason Chimera	243	10/9/05-4/5/08
3.	Pierre-Luc Dubois	234	10/6/17-current
3.	Antoine Vermette	241	3/7/09-2/21/12
4.	Ryan Johansen	202	2/24/13-10/22/15

## DEFENSEMEN

### GAMES PLAYED

1.	David Savard	557
2.	Fedor Tyutin	553
3.	Rostislav Klesla	515
4.	Jack Johnson	445
5.	Ryan Murray	347

### POINTS

1.	Seth Jones	195
2.	Fedor Tyutin	185
3.	Zach Werenski	169
4.	David Savard	160
5.	Jack Johnson	154

### GOALS

1.	Zach Werenski	58
2.	Seth Jones	45
3.	Rostislav Klesla	41
4.	David Savard	40
5.	Fedor Tyutin	39

### ASSISTS

1.	Seth Jones	150
2.	Fedor Tyutin	146
3.	David Savard	120
4.	Jack Johnson	118
5.	Zach Werenski	111

### PENALTY MINUTES

1.	Rostislav Klesla	508
2.	Fedor Tyutin	351
3.	David Savard	307
4.	Duvie Westcott	299
5.	Ole-Kristian Tollefsen	273

## GOALTENDERS

### GAMES PLAYED

1.	Sergei Bobrovsky	374
2.	Marc Denis	266
3.	Steve Mason	232
4.	Fredrik Norrena	127
5.	Pascal Leclaire	125

### MINUTES PLAYED

1.	Sergei Bobrovsky	21,804
2.	Marc Denis	15,258
3.	Steve Mason	13,137
4.	Joonas Korpisalo	7,129
5.	Pascal Leclaire	6,898

### WINS

1.	Sergei Bobrovsky	213
2.	Steve Mason	96
3.	Marc Denis	84
4.	Joonas Korpisalo	60
4.	Pascal Leclaire	45

### LOSSES

1.	Marc Denis	146
2.	Sergei Bobrovsky	130
3.	Steve Mason	99
4.	Pascal Leclaire	55
5.	Ron Tugnutt	52

### TIES

1.	Marc Denis	24
2.	Ron Tugnutt	8
3.	Fred Brathwaite	1

### OVERTIME/SHOOTOUT LOSSES

1.	Sergei Bobrovsky	27 (14/13)
	Steve Mason	27 (8/19)
3.	Joonas Korpisalo	14 (11/3)
4.	Pascal Leclaire	12 (4/8)
	Mathieu Garon	12 (6/6)

### SHUTOUTS

1.	Sergei Bobrovsky	33
2.	Steve Mason	19
3.	Marc Denis	12
4.	Pascal Leclaire	10
5.	Ron Tugnutt	6

### GOALS-AGAINST AVERAGE (MIN. 70 GAMES)

1.	Sergei Bobrovsky	2.41
2.	Ron Tugnutt	2.62
3.	Mathieu Garon	2.77
4.	Fredrik Norrena	2.79
5.	Joonas Korpisalo	2.80

### SAVE PERCENTAGE (MIN. 70 GAMES)

1.	Sergei Bobrovsky	.921
2.	Ron Tugnutt	.910
3.	Curtis McElhinney	.909
4.	Joonas Korpisalo	.908
5.	Pascal Leclaire	.907

### SAVES

1.	Sergei Bobrovsky	10,193
2.	Marc Denis	7,251
3.	Steve Mason	5,919
4.	Joonas Korpisalo	3,282
5.	Pascal Leclaire	3,161

## SHOTS AGAINST

1.	Sergei Bobrovsky	11,067
2.	Marc Denis	8,016
3.	Steve Mason	6,553
4.	Joonas Korpisalo	3,615
5.	Pascal Leclaire	3,485

### ASSISTS

1.	Sergei Bobrovsky	8
2.	Steve Mason	5
3.	Marc Denis	4
	Pascal Leclaire	4
5.	Curtis McElhinney	2
	Ron Tugnutt	2

### PENALTY MINUTES

1.	Marc Denis	22
2.	Sergei Bobrovsky	18
3.	Steve Mason	8
4.	Fredrik Norrena	6
	Pascal Leclaire	6



# TEAM RECORDS

## STREAKS

### LONGEST WINNING STREAK

1.	11/29/16-1/3/17	16
2.	3/4-3/22/18	10
3.	3/18-4/4/15	9
4.	1/6-1/23/14	8
5.	12/1-12/16/14	7

### LONGEST POINT STREAK

1.	11/25/16-1/3/17 (17-0-1)	18
2.	3/18-4/11/15 (12-0-1)	13
3.	12/9/19-1/3/20 (8-0-4)	12
	2/26-3/22/13 (8-0-4)	12
5.	3/4-3/22/18 (10-0-0)	10

### LONGEST WINLESS STREAK

1.	10/24-11/11/14 (0-8-1)	9
	12/10-12/26/09 (0-7-2)	9
	12/4-12/23/03 (0-6-1-2)	9
4.	2/8-2/22/20 (0-3-5)	8
	10/9-10/22/15 (0-8-0)	8
	10/7-10/22/11 (0-7-1)	8
	11/10-11/24/06 (0-7-1)	8
	3/3-3/18/04 (0-8-0-0)	8
	11/17-12/3/00 (0-8-0-0)	8

### LONGEST LOSING STREAK

1.	10/9-10/22/15	8
	3/3-3/18/04	8
	11/17-12/3/00	8
3.	11/11-11/25/05	7
4.	10/24-11/4/14	6
	11/10-11/20/06	6
	2/15-2/25/03	6
	10/20-11/1/01	6

### LONGEST SHUTOUT STREAK

Overall	199:19	12/23/08-1/2/09
Home	193:41	2/19-3/10/17
Road	166:06	12/1-1/9/06

### LONGEST SCORELESS STREAK

Overall	219:46	12/1-12/10/01
Home	178:48	3/15-3/27/11
Road	207:07	3/26-4/5/01

### MOST CONSECUTIVE OVERTIME GAMES

Overall	6	12/9-12/20/14 (2OTW, 3SOW, 1OTL)
Home	4	11/27-12/12/15 (1OTW, 2OTL, 1SOL)
	4	12/9-12/20/14 (1OTW, 2SOW, 1OTL)
	4	2/26-3/7/13 (2OTW, 1SOW, 1OTL)
Road	4	3/24-4/8/09 (1SOW, 1OTL, 2SOL)

### MOST CONSECUTIVE GAMES WITHOUT BEING SHUT OUT

Overall	51	4/8/09-1/12/10
Home	45	3/20/07-3/26/08
Road	45	1/9/09-1/12/10

### LONGEST HOME WINNING STREAK

1.	2/24-3/22/18	8
	11/29/16-1/3/17	8
3.	10/21-11/18/16	7
4.	1/14-2/7/20-20	6
	3/24-4/10/15	6
	12/26/07-1/15/08	6

### LONGEST HOME POINT STREAK

1.	2/11-3/31/13 (9-0-3)	12
2.	2/24-3/22/18 (8-0-0)	8
	11/29/16-1/3/17 (8-0-0)	8
	10/21-11/21/16 (7-0-1)	8
5.	1/14-2/7/20 (6-0-0)	6
	3/24-4/10/15 (6-0-0)	6
	1/30-3/13/14 (5-0-1)	6
	12/26/07-1/15/08 (6-0-0)	6
	1/20-2/12/03 (4-0-2-0)	6
	11/13-11/27/01 (4-0-1-1)	6
	1/15-2/10/01 (4-0-1-1)	6

### LONGEST HOME WINLESS STREAK

1.	12/4-12/31/03 (0-6-1-1)	8
	10/4-11/9/01 (0-6-2-0)	8
3.	1/29-3/7/08 (0-4-3)	7
	1/26-2/28/02 (0-4-1-2)	7
5.	10/9-11/10/15 (0-6-0)	6
	3/9-3/27/11 (0-4-2)	6

### LONGEST HOME LOSING STREAK

1.	10/9-11/10/15	6
	10/12-11/9/01	6
3.	2/24-3/7/15	5
	11/11-11/25/05	5
	12/19-12/31/03	5
	11/17-12/2/00	5

### MOST CONSECUTIVE GAMES

#### SCORING A POWER PLAY GOAL

Overall	8	10/10-10/27/02 (10 goals)
Home	14	11/22/06-1/27/07 (22 goals)
Road	6	1/12-2/9/19 (6 goals)

### MOST CONSECUTIVE GAMES

#### ALLOWING A POWER PLAY GOAL

Overall	10	2/18-3/9/07 (16 goals)
Home	9	2/18-4/1/07 (14 goals allowed)
Road	9	3x, most recent, 1/18-3/3/07 (17 goals)

### MOST CONSECUTIVE GAMES

#### SCORING A SHORTHANDED GOAL

Overall	3	11/7/02-11/12/02 (3 goals)
Home	3	2x, most recent, 3/9-3/15/19 (3 goals)
Road	3	12/26/02-1/3/03 (3 goals)

### LONGEST ROAD WINNING STREAK

1.	12/1-12/31/16	8
	3/6-3/28/15	8
3.	3/4-3/29/18	6
	1/19-2/18/11	6
5.	3/24-4/6/19	5
	11/4-11/24/10	5

### LONGEST ROAD POINT STREAK

1.	11/20-12/31/16 (10-0-1)	11
2.	3/6-4/11/15 (9-0-1)	10
3.	12/9/19-1/7/20 (6-0-3)	9
4.	1/15-2/18/11 (6-0-2)	8
5.	3/4-3/31/18 (6-0-1)	7
	3/7-4/8/09 (4-0-3)	7

### LONGEST ROAD WINLESS STREAK

1.	10/9-12/20/03 (0-11-1-2)	14
2.	11/21-1/5/10 (0-9-4)	13
3.	1/10-2/23/04 (0-8-3-0)	11
4.	12/15-1/30/02 (0-9-1-0)	10
5.	10/12-11/20/05 (0-9-0)	9

### LONGEST ROAD LOSING STREAK

1.	10/12-11/20/05	9
2.	2/18-3/24/03	8
3.	10/8-11/5/11	7
4.	1/23-2/18/13	6
	2/4-2/23/04	6

### MOST CONSECUTIVE GAMES

#### ALLOWING A SHORTHANDED GOAL

Overall	4	1/7-1/14/11 (4 goals)
Home	2	4x, most recent, 1/11-1/14/11 (2 goals)
Road	2	10x, most recent, 10/21-10/26/19 (2 goals)



## LARGEST MARGIN OF VICTORY/DEFEAT

### LARGEST MARGIN OF VICTORY

Date	Margin	Opponent	Score	CBJ/OPP Goaltenders
11/4/16	10	vs. Montreal	10-0	Bobrovsky/Montoya
2/25/17	7	vs. NY Islanders	7-0	Korpisalo/Greiss, Berube
11/10/10	7	vs. St. Louis	8-1	Mason/Conklin, Halak
12/22/16	6	vs. Pittsburgh	7-1	Bobrovsky/Murray, Fleury
2/6/15	6	vs. St. Louis	7-1	McElhinney/Elliott, Allen
11/25/13	6	at Toronto	6-0	Bobrovsky/Reimer, Bernier
3/7/09	6	at Detroit	8-2	Mason/Conklin, Osgood

### LARGEST MARGIN OF DEFEAT

Date	Margin	Opponent	Score	CBJ/OPP Goaltenders
11/11/09	8	vs. Detroit	1-9	Mason, Garon/Howard
3/30/02	8	at San Jose	2-10	Denis, Tugnut/Kiprusoff
2/4/02	8	vs. Boston	0-8	Denis/Grahame
11/19/13	7	at Edmonton	0-7	McElhinney, Bobrovsky/Dubnyk
11/5/11	7	at Philadelphia	2-9	Mason, York/Bryzgalov
1/22/04	7	at Chicago	0-7	Brathwaite/Anderson

## SHOTS & SHOT DIFFERENCES IN VICTORY/DEFEAT

### LARGEST SHOT DIFFERENCE FOR IN WIN

Date	Shot Diff.	Opponent	Score
2/7/20	28 (44-16)	vs. Detroit	2-0 W
4/27/13	27 (47-20)	vs. Nashville	3-1 W
10/7/19	26 (44-18)	vs. Buffalo	4-3 OTW
12/3/16	26 (60-34)	at Arizona	3-2 SOW
10/28/05	25 (53-28)	vs. Minnesota	2-1 SOW

### LARGEST SHOT DIFFERENCE FOR IN LOSS

Date	Shot Diff.	Opponent	Score
4/3/12	32 (54-22)	at Phoenix	0-2 L
2/16/20	29 (55-26)	at New Jersey	3-4 SOL
2/14/18	29 (57-28)	at Toronto	3-6 L
12/5/19	28 (47-19)	vs. NY Rangers	2-3 L
3/18/14	27 (47-20)	vs. Carolina	1-3 L
11/1/08	27 (51-24)	vs. Chicago	3-4 SOL

### LARGEST SHOT DIFFERENCE AGAINST IN WIN

Date	Shot Diff.	Opponent	Score
12/4/14	-35 (20-55)	at Florida	4-3 SOW
3/16/08	-29 (17-46)	vs. Detroit	4-3 W
1/14/06	-29 (23-52)	at Florida	5-4 OTW
3/18/15	-27 (20-47)	at Edmonton	4-3 SOW
3/15/19	-26 (20-46)	vs. Carolina	3-0 W

### LARGEST SHOT DIFFERENCE AGAINST IN LOSS

Date	Shot Diff.	Opponent	Score
3/26/16	-29 (19-48)	at Nashville	1-5 L
12/31/05	-28 (15-43)	at Detroit	2-5 L
12/18/17	-27 (18-45)	at Boston	2-7 L
1/7/06	-27 (21-48)	at Colorado	2-3 SOL
11/17/02	-27 (15-42)	at Dallas	2-3 OTL

### MOST SHOTS IN WIN

Date	Shots	Opponent	Score
12/3/16	60	at Arizona	3-2 SOW
3/22/16	53	vs. Philadelphia	3-2 SOW
10/28/05	53	vs. Minnesota	2-1 SOW
2/13/18	51	at NY Islanders	4-1 W
2/10/18	50	vs. New Jersey	6-1 W

### MOST SHOTS IN LOSS

Date	Shots	Opponent	Score
2/14/18	57	at Toronto	3-6 L
2/16/20	55	at New Jersey	3-4 SOL
4/3/12	54	at Phoenix	0-2 L
11/1/08	51	vs. Chicago	3-4 SOL
2/3/18	49	at NY Islanders	3-4 L
11/29/11	48	at Vancouver	1-4 L

### MOST SHOTS ALLOWED IN WIN

Date	Shots	Opponent	Score
12/4/14	55	at Florida	4-3 SOW
4/11/15	52	at NY Islanders	5-4 SOW
1/14/06	52	at Florida	5-4 OTW
11/19/10	50	at Anaheim	4-3 W
12/17/08	48	vs. San Jose	2-1 OTW

### MOST SHOTS ALLOWED IN LOSS

Date	Shots	Opponent	Score
11/12/02	51	at Colorado	4-5 L
2/14/04	50	vs. San Jose	1-2 OTL
3/26/16	48	at Nashville	1-5 L
11/21/09	48	at Nashville	3-4 SOL
1/21/06	48	at Nashville	2-7 L
1/7/06	48	at Colorado	2-3 SOL

### FEWEST SHOTS IN WIN

Date	Shots	Opponent	Score
3/2/02	13	at Los Angeles	2-0 W
10/27/15	14	at New Jersey	3-1 W
10/27/06	14	vs. Los Angeles	2-0 W
1/8/06	15	at Phoenix	5-2 W
1/2/04	15	at Tampa Bay	2-0 W

### FEWEST SHOTS IN LOSS

Date	Shots	Opponent	Score
4/1/03	10	at Philadelphia	0-4 L
3/8/10	11	at Los Angeles	0-6 L
1/3/02	11	at St. Louis	2-4 L
3/22/08	12	vs. Detroit	1-4 L
2/15/13	13	at Los Angeles	1-2 L
3/20/11	13	vs. New Jersey	0-3 L

### FEWEST SHOTS ALLOWED IN WIN

Date	Shots	Opponent	Score
11/7/03	14	vs. Atlanta	4-2 W
11/22/08	15	at Atlanta	2-0 W
2/7/20	16	vs. Detroit	2-0 W
12/12/07	16	vs. Colorado	4-1 W
12/18/16	17 (5x)	at Vancouver	4-3 OTW

### FEWEST SHOTS ALLOWED IN LOSS

Date	Shots	Opponent	Score
2/21/09	13	vs. Anaheim	2-5 L
2/10/13	14	vs. Edmonton	1-3 L
1/19/08	14	at Dallas	1-3 L
1/10/01	14	vs. Colorado	2-4 L
2/18/20	15	at Philadelphia	1-5 L



# TEAM RECORDS

## MOST GOALS OVER STRETCH (NOT INCLUDING SO)

### 2-GAME STRETCH

1.	11/1-11/4/16	13
2.	3/27-3/29/18	12
	2/25-2/26/17	12
	4/5-4/7/12	12
	1/11-1/13/03	12
6.	9x, MR: 11/2-11/4/17	11

### 5-GAME STRETCH

1.	3/27-4/5/18	25
2.	3/24-3/31/19	24
	11/4-11/12/16	24
4.	11/26-12/6/18	23
	3/19-3/28/15	23
	2/25-3/9/01	23
7.	12x, MR: 3/24-4/3/18	22

### 8-GAME STRETCH

1.	3/19-4/3/18	36
2.	3/20-4/5/18	35
3.	3/15-3/29/18	34
	3/12-3/27/18	34
	3/8-3/22/18	34
	3/6-3/20/18	34
	12/5-12/22/16	34
	3/19-4/4/15	34
9.	8x, MR: 3/17-3/31/18	33

### 3-GAME STRETCH

1.	10/28-11/4/16	17
2.	3/27-3/31/18	16
3.	8x, MR: 3/28-3/31/19	15

### 6-GAME STRETCH

1.	3/27-4/7/18	27
	3/19-3/29/18	27
	11/1-11/12/16	27
	1/11-1/23/14	27
5.	12x, MR: 11/15-11/26/18	26

### 9-GAME STRETCH

1.	3/19-4/5/18	40
2.	3/12-3/29/18	39
3.	11/15-12/1/18	38
	3/17-4/3/18	38
	3/15-3/31/18	38
	3/6-3/22/18	38
	3/4-3/20/18	38
8.	7x, MR: 3/20-4/7/18	37

### 4-GAME STRETCH

1.	3/27-4/3/18	21
2.	3/24-3/30/19	20
3.	3/26-3/31/19	19
	11/26-12/4/18	19
	10/25-11/1/18	19
	3/19-3/27/15	19
7.	20x, MR: 10/9-10/18/18	18

### 7-GAME STRETCH

1.	3/20-4/3/18	31
	3/19-3/31/18	31
	10/28-11/12/16	31
4.	11/15-11/29/18	30
	3/22-4/5/18	30
	3/8-3/20/18	30
	12/9-12/22/16	30
	11/4-11/18/16	30
	1/10-1/23/14	30
10.	10x, MR: 3/17-3/29/18	29

### 10-GAME STRETCH

1.	3/15-4/3/18	43
	3/12-3/31/18	43
3.	11/15-12/6/18	42
	3/19-4/7/18	42
	3/17-4/5/18	42
	3/9-3/29/18	42
	3/8-3/27/18	42
	3/4-3/22/18	42
	3/19-4/8/15	42
10.	12/10-12/31/16	41
	12/9-12/29/16	41

## BEST HOMESTAND/ROAD TRIPS

### 3-GAME HOMESTAND

1.	1/14-1/18/20 (3-0-0)	6
	11/15-11/21/19 (3-0-0)	6
	11/12-11/18/16 (3-0-0)	6
	3/31-4/4/15 (3-0-0)	6
	2/7-13/09 (3-0-0)	6
	1/11-15/08 (3-0-0)	6
	1/19-27/07 (3-0-0)	6
	1/24-28/06 (3-0-0)	6
	10/11-16/03 (3-0-0)	6
10.	3x, 1/16-21/04 (2-0-0-1)	5

### 4-GAME HOMESTAND

1.	3/6-3/12/18 (4-0-0)	8
	12/20-12/29/16 (4-0-0)	8
	3/3-3/9/13 (4-0-0)	8
4.	10/20-10/27/13 (3-1-0)	6
	3/11-3/19/10 (3-1-0)	6
	11/07-11/16/09 (3-1-0)	6
	11/5-11/2/08 (3-1-0)	6
	1/25-1/2/5/03 (2-0-0-2)	6
	11/5-11/14/00 (3-1-0-0)	6

### 5-GAME HOMESTAND

1.	3/12-3/22/13 (3-0-2)	8
2.	12/18-12/31/14 (3-1-1)	7
	3/7-3/18/08 (3-1-1)	7
4.	2/9-2/19/16 (2-1-2)	6
	12/3-12/12/07 (2-1-2)	6
	10/21-10/28/05 (3-2-0)	6
	11/21-11/29/01 (2-1-1)	6

### 6-GAME HOMESTAND

1.	2/4-3/2/10 (3-1-2)	8
2.	12/8-12/20/18 (3-2-1)	7
3.	1/31-2/13/13 (2-3-1)	5
4.	2/6-2/18/07 (2-4-0)	4

### 7-GAME HOMESTAND

1.	2/9-2/25/17 (4-3-0)	8
----	---------------------	---

### 3-GAME ROAD TRIP

1.	2/5-2/9/19 (3-0-0)	6
	12/22-12/28/18 (3-0-0)	6
	12/13-12/18/16 (3-0-0)	6
	3/18-3/21/15 (3-0-0)	6
	11/17-11/20/10 (3-0-0)	6
6.	3/27-3/31/18 (2-0-1)	5
7.	9x, 11/3-11/6/15 (2-1-0)	4

### 4-GAME ROAD TRIP

1.	1/6-1/11/20 (3-1-0)	6
	1/26-2/5/16 (3-1-0)	6
	1/15-1/22/11 (2-0-2)	6
	1/8-1/13/03 (3-1-0-0)	6
5.	10/22-10/28/16 (2-1-1)	5
6.	12/7-12/14/19 (1-1-2)	4
	10/22-10/30/15 (2-2-0)	4
	1/3-1/9/15 (2-2-0)	4
	12/31-1/6/14 (2-2-0)	4
	11/29-12/6/11 (2-2-0)	4
	3/1-3/10/01 (2-2-0-0)	4

### 5-GAME ROAD TRIP

1.	11/17-11/25/13 (3-2-0)	6
	2/15-2/23/08 (3-2-0)	6
	1/17-1/24/08 (3-2-0)	6
	11/28-12/9/06 (3-2-0)	6
5.	1/22-2/3/17 (2-2-1)	5
	2/14-2/22/15 (2-2-1)	5

### 6-GAME ROAD TRIP

1.	4/13-4/25/13 (5-1-0)	10
2.	12/29/08-1/9/09 (4-2-0)	8

### 3-GAME CALIFORNIA ROAD TRIP

1.	11/17-11/20/10 (3-0-0)	6
2.	1/6-1/9/20 (2-1-0)	4
	11/3-11/6/15 (2-1-0)	4
	4/17-4/21/13 (2-1-0)	4
	1/8-1/11/04 (1-0-0-2)	4
6.	11/1-11/4/18 (1-1-1)	3
	10/25-10/28/16 (1-1-1)	3
	2/3-2/7/14 (1-1-1)	3

### 3-GAME WESTERN CANADA ROAD TRIP

1.	12/13-12/18/16 (3-0-0)	6
	3/18-3/21/15 (3-0-0)	6
3.	3/27-3/31/18 (2-0-1)	5
4.	2/2-2/5/16 (2-1-0)	4
	1/5-1/8/10 (2-1-0)	4
	2/1-2/6/06 (2-1-0)	4
	1/10-1/13/03 (2-1-0)	4





## SINGLE GAME

### GOALS

#### MOST GOALS SCORED

Overall	10	11/4/16 vs. Montreal (10-0 W)
Home	10	11/4/16 vs. Montreal (10-0 W)
Road	8	3/7/09 at Detroit (8-2 W)

#### MOST GOALS AGAINST

Overall	10	3/30/02 at San Jose (2-10 L)
Home	9	12/4/18 vs. Calgary (6-9 L) 11/11/09 vs Detroit (1-9 L)
Road	10	3/30/02 at San Jose (2-10 L)

#### MOST GOALS, BOTH TEAMS

Overall	15	12/14/18 vs. Calgary (6-9 L)
Home	15	12/14/18 vs. Calgary (6-9 L)
Road	13	1/22/17 at Ottawa (7-6 OTW) 1/13/03 at Edmonton (5-8 L) 3/9/01 at Florida (7-6 W)

### SHOTS

#### MOST SHOTS

Overall	60	12/3/16 at Arizona (3-2 SOW)
Home	53	10/28/05 vs. Minnesota (2-1 SOW) 49 shots in regulation
	53	3/22/16 vs. Philadelphia (3-2 SOW) 45 shots in regulation
Road	60	12/3/16 at Arizona (3-2 SOW) 50 in regulation

#### MOST SHOTS AGAINST

Overall	55	12/4/14 at Florida (4-3 SOW)
Home	50	2/14/04 vs. San Jose (1-2 OTL) 45 in regulation
Road	55	12/4/14 at Florida (4-3 SOW) 51 in regulation

### PENALTIES

#### MOST PENALTY MINUTES

Overall	70	2/21/03 at San Jose (0-6 L), 16 pen.
Home	68	1/11/06 vs. Pittsburgh (6-1 W), 21 pen.
Road	70	2/21/03 at San Jose (0-6 L), 16 pen.

#### MOST PENALTY MINUTES AGAINST

Overall	86	11/9/02 vs. NY Rangers (6-3 W), 17 pen.
Home	86	11/9/02 vs. NY Rangers (6-3 W), 17 pen.
Road	48	4/14/02 at Chicago (0-2 L), 8 pen.

#### MOST PENALTY MINUTES, BOTH TEAMS

Overall	152	1/11/06 vs. Pittsburgh (6-1 W), CBJ-68, PIT-84 11/9/02 vs. NY Rangers (6-3 W), CBJ-66, NYR-86
Home	152	1/11/06 vs. Pittsburgh (6-1 W), CBJ-68, PIT-84 11/9/02 vs. NY Rangers (6-3 W), CBJ-66, NYR-86
Road	108	2/21/03 at San Jose (0-6 L), CBJ-70, SJS-38

#### LARGEST MARGIN OF VICTORY

Overall	10	11/4/16 vs. Montreal (10-0 W)
Home	10	11/4/16 vs. Montreal (10-0 W)
Road	6	11/25/13 at Toronto (6-0 W) 3/7/09 at Detroit (8-2 W)

#### LARGEST MARGIN OF DEFEAT

Overall	8	11/11/09 vs Detroit (1-9 L) 3/30/02 at San Jose (2-10 L) 2/4/02 vs. Boston (0-8 L)
Home	8	11/11/09 vs Detroit (1-9 L) 2/4/02 vs. Boston (0-8 L)
Road	8	3/30/02 at San Jose (2-10 L)

#### MOST SHOTS, BOTH TEAMS

Overall	94	12/3/16 at Arizona (3-2 SOW), CBJ-60, ARI-34
Home	92	1/7/18 vs. Florida (3-2 SOW), CBJ-48, FLA-44
Road	94	12/3/16 at Arizona (3-2 SOW), CBJ-60, ARI-34

#### FEWEST SHOTS

Overall	10	4/1/03 at Philadelphia (0-4 L)
Home	12	3/22/08 vs. Detroit (1-4 L)
Road	10	4/1/03 at Philadelphia (0-4 L)

#### MOST PENALTIES

Overall	21	1/11/06 vs. Pittsburgh (6-1 W), 68 PIM
Home	21	1/11/06 vs. Pittsburgh (6-1 W), 68 PIM
Road	16	2/21/03 at San Jose (0-6 L), 70 PIM

#### MOST PENALTIES AGAINST

Overall	21	1/11/06 vs. Pittsburgh (6-1 W), 84 PIM
Home	21	1/11/06 vs. Pittsburgh (6-1 W), 68 PIM
Road	15	10/21/06 at Pittsburgh (3-5 L), 41 PIM 2/23/03 at Vancouver (2-7), 47 PIM

#### MOST PENALTIES, BOTH TEAMS

Overall	42	1/11/06 vs. Pittsburgh (6-1 W), CBJ-21, PIT-21
Home	42	1/11/06 vs. Pittsburgh (6-1 W), CBJ-21, PIT-21
Road	33	2/6/06 at Vancouver (4-7 L), CBJ-19, VAN-14

#### MOST CONSECUTIVE GOALS

Overall	10	11/4/16 vs. Montreal (10-0 W)
Home	10	11/4/16 vs. Montreal (10-0 W)
Road	7	3/27/18 at Edmonton (7-3 W)

#### MOST CONSECUTIVE GOALS AGAINST

Overall	8	11/5/11 at Philadelphia (2-9 L) 2/4/02 vs. Boston (0-8 L)
Home	8	2/4/02 vs. Boston (0-8 L)
Road	8	11/5/11 at Philadelphia (2-9 L)

#### FEWEST SHOTS AGAINST

Overall	13	2/21/09 vs. Anaheim (2-5 L)
Home	13	2/21/09 vs. Anaheim (2-5 L)
Road	14	1/19/08 at Dallas (1-3 L)

#### FEWEST SHOTS, BOTH TEAMS

Overall	32	12/12/07 vs. Colorado (4-1 W), CBJ-16, COL-16
Home	32	12/12/07 vs. Colorado (4-1 W), CBJ-16, COL-16
Road	35	2/15/13 at Los Angeles (1-2 L), CBJ-13, LA-22

#### FEWEST PENALTY MINUTES

Overall	0 (16x)	2/16/20 at New Jersey (3-4 SOL) – most recent
Home	0 (5x)	10/19/19 vs. NY Islanders (2-3 SOL) – most recent
Road	0 (11x)	2/16/20 at New Jersey (3-4 SOL) – most recent

#### FEWEST PENALTY MINUTES AGAINST

Overall	0 (9x)	4/6/19 at Ottawa (6-2 W) – most recent
Home	0 (3x)	4/6/17 vs. Winnipeg (4-5 L) – most recent
Road	0 (5x)	4/6/19 at Ottawa (6-2 W) – most recent

#### FEWEST PENALTY MINUTES, BOTH TEAMS

Overall	0	4/6/19 at Ottawa (6-2 W) CBJ-0, OTT-0 11/19/18 at Toronto (2-4 L) CBJ-0, TOR-0
Home	2	10/19/19 vs. NY Islanders CBJ-0, NYI-2
Road	0	4/6/19 at Ottawa (6-2 W) CBJ-0, OTT-0 11/19/18 at Toronto (2-4 L) CBJ-0, TOR-0



# TEAM RECORDS

## SINGLE GAME continued SPECIAL TEAMS

### MOST POWER PLAY GOALS

Overall	5	12/10/06 vs. Ottawa (6-2 W), 11 att.
Home	5	12/10/06 vs. Ottawa (6-2 W), 11 att.
Road	4	12/22/11 at Nashville (5-6 L), 6 att.

### MOST POWER PLAY ATTEMPTS

Overall	13	1/24/04 vs. Chicago (4-3 W), 2 PPG 12/19/03 vs. Calgary (1-2 L), 0 PPG
Home	13	1/24/04 vs. Chicago (4-3 W), 2 PPG 12/19/03 vs. Calgary (1-2 L), 0 PPG
Road	11	10/21/06 at Pittsburgh (3-5 L), 2 PPG

### MOST POWER PLAY GOALS AGAINST

Overall	5	1/6/07 at San Jose (2-5 L), 9 att. 2/6/06 at Vancouver (2-5 L), 11 att. 11/13/03 at Ottawa (3-6 L), 12 att.
Home	4	11/12/16 vs. St. Louis (8-4 W), 5 att. 10/23/01 vs. Los Angeles (1-7 L), 4 att.
Road	5	1/6/07 at San Jose (2-5 L), 9 att. 2/6/06 at Vancouver (4-7 L), 11 att. 11/13/03 at Ottawa (3-6 L), 12 att.

### MOST POWER PLAY ATTEMPTS AGAINST

Overall	12	10/26/05 vs. Nashville (3-2 OTW), 2 PPG 11/13/03 at Ottawa (2-5 L), 5 PPG
Home	12	10/26/05 vs. Nashville (3-2 OTW), 2 PPG
Road	12	11/13/03 at Ottawa (2-5 L), 5 PPG

### HIGHEST POWER PLAY EFFICIENCY (MULTIPLE ATTEMPTS)

Overall	2-of-2	3/1/20 vs. Vancouver (5-3 W) 1/10/19 vs. Nashville (4-3 OTW) 12/18/16 at Vancouver (4-3 OTW) 10/21/16 vs. Chicago (3-2 W) 1/17/12 vs. Edmonton (4-2 W) 3/14/04 at Minnesota (2-3 L) 10/6/01 at Philadelphia (3-3 T)
Home	2-of-2	3/1/20 vs. Vancouver (5-3 W) 1/10/19 vs. Nashville (4-3 OTW) 10/21/16 vs. Chicago (3-2 W) 1/17/12 vs. Edmonton (4-2 W)
Road	2-of-2	12/18/16 at Vancouver (4-3 OTW) 3/14/04 at Minnesota (2-3 L) 10/6/01 at Philadelphia (3-3 T)

### LOWEST POWER PLAY EFFICIENCY

Overall	0-of-13	12/19/03 vs. Calgary (1-2 L)
Home	0-of-13	12/19/03 vs. Calgary (1-2 L)
Road	0-of-9	12/23/06 at NY Islanders (0-4 L) 10/5/05 at Washington (2-3 L)

### HIGHEST PENALTY KILLING EFFICIENCY

Overall	9-of-9	3/12/11 at Carolina (3-2 W) 11/23/07 at Minnesota (4-0 W) 10/9/06 vs. Phoenix (5-1 W) 10/12/02 at New Jersey (2-3 L)
Home	9-of-9	10/9/06 vs. Phoenix (5-1 W)
Road	9-of-9	3/12/11 at Carolina (3-2 W) 11/23/07 at Minnesota (4-0 W) 10/12/02 at New Jersey (2-3 L)

### LOWEST PENALTY KILLING EFFICIENCY

Overall	0-of-4	10/23/01 vs. Los Angeles (1-7 L)
Home	0-of-4	10/23/01 vs. Los Angeles (1-7 L)
Road	0-of-3	12/31/13 at Colorado (3-5 L) 12/9/10 at St. Louis (1-4 L) 3/30/02 at San Jose (2-10 L)

### MOST SHORTHANDED GOALS SCORED

Overall	2	12/21/19 vs. New Jersey (5-0 W) 3/19/17 at New Jersey (4-1 W) 3/22/11 at Colorado (4-5 SOL) 2/24/07 at NY Rangers (3-2 W)
Home	2	12/21/19 vs. New Jersey (5-0 W)
Road	2	3/19/17 at New Jersey (4-1 W) 3/22/11 at Colorado (4-5 SOL) 2/24/07 at NY Rangers (3-2 W)

### MOST SHORTHANDED GOALS AGAINST

Overall	2	12x, most recent - 11/3/18 at Los Angeles (1-4 L)
Home	2	7x, most recent - 3/13/16 vs. Tampa Bay (0-4 L)
Road	2	5x, most recent - 11/3/18 at Los Angeles (1-4 L)

## COMEBACK WINS/LOSSES

### LARGEST DEFICIT OVERCOME IN A WIN

3	5x, most recent - 4/3/18 vs. Detroit (5-4 OTW)
---	---

### LARGEST DEFICIT OVERCOME IN A TIE

3	2x, most recent - 3/1/03 vs. Edmonton (3-3)
---	--

### LARGEST DEFICIT OVERCOME IN AN OT/SO LOSS

3	5x, most recent - 3/31/18 at Vancouver (5-4 OTL)
---	---

### LARGEST LEAD LOST IN A LOSS

3	5x, most recent - 1/7/17 vs. NY Rangers (4-5)
---	--

### LARGEST LEAD LOST IN AN OT/SO LOSS

3	3/9/11 vs. St. Louis (3-4 OTL)
---	--------------------------------

## SINGLE PERIOD GOALS

### MOST GOALS SCORED

Overall	5	12/31/18 vs. Ottawa in 3rd per. (6-3 W) 11/4/16 vs. Montreal in 1st per. (10-0 W) 3/15/03 vs. Minnesota in 1st per. (5-0 W)
Home	5	12/31/18 vs. Ottawa in 3rd per. (6-3 W) 11/4/16 vs. Montreal in 1st per. (10-0 W) 3/15/03 vs. Minnesota in 1st per. (5-0 W)
Road	4	14x, most recent - 10/17/17 at Winnipeg in 1st per. (5-2 W)

### MOST GOALS AGAINST

Overall	6	12/17/05 at Nashville in 2nd per. (3-7 L)
Home	5	12/4/18 vs. Calgary in 2nd per. (6-9 L) 3/25/12 vs. Edmonton in 2nd per. (3-6 L) 12/16/06 vs. Chicago in 1st per. (4-6 L) 10/23/01 vs. Los Angeles in 1st per. (1-7 L)
Road	6	12/17/05 at Nashville in 2nd per. (3-7 L)

### MOST GOALS, BOTH TEAMS

Overall	7	12/4/18 vs. Calgary in 2nd per. (6-9 L); CGY, 5-2 3/29/13 at Calgary in 2nd per. (6-4 W); CBJ, 4-3 12/17/05 at Nashville in 2nd per. (3-7 L); NSH, 6-1 1/13/03 at Edmonton in 2nd per. (5-8 L); EDM, 4-3 12/14/02 at Detroit in 1st per. (4-6 L); DET, 4-3
Home	7	12/4/18 vs. Calgary in 2nd per. (6-9 L); CGY, 5-2
Road	7	3/29/13 at Calgary in 2nd per. (6-4 W); CBJ, 4-3 12/17/05 at Nashville in 2nd per. (3-7 L); NSH, 6-1 1/13/03 at Edmonton in 2nd per. (5-8 L); EDM, 4-3 12/14/02 at Detroit in 1st per. (4-6 L); DET, 4-3

### FASTEST GOAL START OF GAME

Overall	:10	2x, most recent - Cam Atkinson 3/28/13 at Edmonton (4-6 L)
Home	:10	Rick Nash - 1/11/06 vs. Pittsburgh (6-1 W)
Road	:10	Cam Atkinson - 3/28/13 at Edmonton (4-6 L)

### FASTEST GOAL AGAINST START OF GAME

Overall	:08	2x, most recent - Antti Laaksonen 2/10/06 vs. Colorado (1-4 L)
Home	:08	2x, most recent - Antti Laaksonen 2/10/06 vs. Colorado (1-4 L)
Road	:21	Chris Stewart 12/19/09 at Colorado (2-5 L)

### FASTEST GOAL START OF PERIOD

Overall	:10	2x, most recent - Cam Atkinson 2/28/13 at Edmonton, 1st per. (4-6 L)
Home	:10	Rick Nash - 1/11/06 vs. Pittsburgh, 1st per. (6-1 W)
Road	:10	Cam Atkinson - 2/28/13 at Edmonton, 1st per. (4-6 L)

### FASTEST GOAL AGAINST START OF PERIOD

Overall	:08	2x, most recent - Antti Laaksonen 2/10/06 vs. Colorado, 1st per. (1-4 L)
Home	:08	2x, most recent - Antti Laaksonen 2/10/06 vs. Colorado, 1st per. (1-4 L)
Road	:11	J.P. Dumont - 11/18/06 at Nashville, 2nd per. (2-4 L) Peter Schaefer - 1/6/01 at Vancouver, 3rd per. (3-4 L)

### FASTEST GOAL START OF OVERTIME

Overall	:10	Seth Jones - 12/6/18 at Philadelphia (4-3 OTW)
Home	:29	Jaroslav Spacek - 4/12/02 vs. Atlanta (5-4 OTW)
Road	:10	Seth Jones - 12/6/18 at Philadelphia (4-3 OTW)

### FASTEST GOAL AGAINST START OF OVERTIME

Overall	:22	2x, most recent - David Backes 12/14/13 vs. St. Louis (3-4 OTL)
Home	:22	David Backes - 12/14/13 vs. St. Louis (3-4 OTL)
Road	:22	Derek Stepan - 2/19/12 at NY Rangers (2-3 OTL)

### FASTEST 2 GOALS - CBJ PLAYER

:31	Cam Atkinson (16:42 & 17:13 of 2nd per.), 10/27/18 vs. Buffalo (5-4 OTW)
-----	--

### FASTEST 3 GOALS - CBJ PLAYER

3:18	Jeff Carter (12:56, 14:35 & 16:14 of 1st per.), 12/22/11 at Nashville (5-6 L)
------	---

### FASTEST 2 GOALS - CBJ TEAM

:08	Vinny Prospal & Mark Letestu (5:37 & 5:45 of 2nd per.), 2/11/13 vs. San Jose (6-2 W) Nikita Filatov & Jakub Voracek (14:18 & 14:26 of 1st per.), 10/17/08 vs. Nashville (5-3 W)
-----	--

### FASTEST 3 GOALS - CBJ TEAM

0:51	Scott Hartnell, Brandon Saad & Boone Jenner (2:44, 3:01 & 3:35 of 3rd per.), 12/22/16 vs. Pittsburgh (8-1 W)
------	--

### FASTEST 2 GOALS - OPPOSING PLAYER

:19	Ryan Smyth (2:33 & 2:52 of 1st per.), 11/27/02 at Edmonton (1-3 L)
-----	--

### FASTEST 3 GOALS - OPPOSING PLAYER

10:17	Joe Sakic (6:04, 11:24 & 16:21 of 1st per.), 3/13/03 vs. Colorado (1-5 L)
-------	---

### FASTEST 2 GOALS - OPPOSING TEAM

:05	Tomas Holmstrom & Pavel Datsyuk (10:44 & 10:49 of 2nd per.), 11/24/07 vs. Detroit (3-2 SOW)
-----	---

### FASTEST 3 GOALS - OPPOSING TEAM

1:15	Steven Stamkos, Brayden Point & Brayden Point (19:31 of 2nd, 0:12 and 0:46 of 3rd per.), 2/18/19 vs. Tampa Bay (1-5 L)
------	--

### FASTEST 2 GOALS - BOTH TEAMS

:02	Nick Foligno-CBJ & Mikael Granlund-MIN (19:44 & 19:46 of 3rd per.), 1/5/16 vs. Minnesota (2-4 L)
-----	--

### FASTEST 3 GOALS - BOTH TEAMS

:22	Bryan Berard-CBJ, Paul Kariya-NSH & Darcy Hordichuk-NSH (13:13, 13:27 & 13:35 of 3rd per.), 1/21/06 at Nashville
-----	--

### FASTEST 4 GOALS - BOTH TEAMS

1:54	Shea Weber-NSH, R.J. Umberger-CBJ & David Legwand-NSH & Matt Halischuk-NSH (8:21, 9:29, 9:46 & 10:15 of 1st per.), 3/23/13 at Nashville
------	---



# TEAM RECORDS

## SINGLE PERIOD continued PENALTY MINUTES

### MOST PENALTY MINUTES

Overall	52	3/26/09 vs. Calgary in 2nd per. (5-0 W); 11 pen.
Home	52	3/26/09 vs. Calgary in 2nd per. (5-0 W); 11 pen.
Road	45	2/21/03 at San Jose in 3rd per. (0-6 L); 9 pen.

### MOST PENALTY MINUTES AGAINST

Overall	74	11/9/02 vs. NY Rangers in 3rd per. (6-3 W); 14 pen.
Home	74	11/9/02 vs. NY Rangers in 3rd per. (6-3 W); 14 pen.
Road	44	4/14/02 at Chicago in 2nd per. (0-2 L); 6 pen.

## SHOTS

### MOST SHOTS

Overall	26	2/13/18 at NY Islanders in 1st per. (4-1 W) 2/3/18 at NY Islanders in 1st per. (3-4 L)
Home	25	4/27/13 vs. Nashville in 3rd per. (3-1 W)
Road	26	2/13/18 at NY Islanders in 1st per. (4-1 W) 2/3/18 at NY Islanders in 1st per. (3-4 L)

### MOST SHOTS AGAINST

Overall	27	3/26/16 at Nashville in 1st per. (1-5 L)
Home	23	11/1/02 vs. Dallas in 1st per. (4-2 W)
Road	27	3/26/16 at Nashville in 1st per. (1-5 L)

### MOST SHOTS, BOTH TEAMS

Overall	38	2/3/18 at NY Islanders in 1st per. (3-4 L); CBJ-26, NYI-12
Home	36	4/7/12 vs. NY Islanders in 2nd per. (7-3 W); CBJ-15, NYI-21
Road	38	2/3/18 at NY Islanders in 1st per. (3-4 L); CBJ-26, NYI-12

### MOST PENALTY MINUTES, BOTH TEAMS

Overall	122	11/9/02 vs. NY Rangers in 3rd per. (6-3 W); CBJ-48, NYR-74
Home	122	11/9/02 vs. NY Rangers in 3rd per. (6-3 W); CBJ-48, NYR-74
Road	88	4/14/02 at Chicago in 2nd per. (0-2 L); CBJ-44, CHI-44

### MOST PENALTIES

Overall	13	2/6/06 at Vancouver in 3rd per. (7-4 L); 40 PIM
Home	11	3/26/09 vs. Calgary in 2nd per. (5-0 W); 52 PIM
Road	13	2/6/06 at Vancouver in 3rd per. (7-4 L); 40 PIM

### FEWEST SHOTS

Overall	0	11/5/15 at Los Angeles in 2nd per. (3-2 W)
Home	1	3/31/13 vs. Anaheim in 3rd per. (2-1 W) 10/12/11 vs. Colorado in 3rd per. (2-3 L) 12/12/07 vs. Colorado in 2nd per. (4-1 W) 11/25/01 vs. Calgary in 3rd per. (4-3 W)
Road	0	11/5/15 at Los Angeles in 2nd per. (3-2 W)

### FEWEST SHOTS AGAINST

Overall	0	3/18/14 vs. Carolina, in 3rd per. (1-3 L) 10/21/07 vs. Vancouver in 2nd per. (1-4 L) 12/27/03 vs. Dallas in 3rd per. (3-4 L)
Home	0	3/18/14 vs. Carolina, in 3rd per. (1-3 L) 10/21/07 vs. Vancouver in 2nd per. (1-4 L) 12/27/03 vs. Dallas in 3rd per. (3-4 L)
Road	1	2/22/15 at NY Rangers in 3rd per. (3-4 SOL) 2/2/08 at Minnesota in 3rd per. (1-4 L)

### MOST PENALTIES AGAINST

Overall	14	11/9/02 vs. NY Rangers in 3rd per. (6-3 W); 74 PIM
Home	14	11/9/02 vs. NY Rangers in 3rd per. (6-3 W); 74 PIM
Road	10	2/6/06 at Vancouver in 3rd per. (4-7 L); 26 PIM

### MOST PENALTIES, BOTH TEAMS

Overall	24	3/26/09 vs. Calgary in 2nd per. (5-0 W); CBJ-11, CGY-13
Home	24	3/26/09 vs. Calgary in 2nd per. (5-0 W); CBJ-11, CGY-13
Road	23	2/6/06 at Vancouver in 3rd per. (4-7 L); CBJ-13, VAN-10

### FEWEST SHOTS, BOTH TEAMS

Overall	4	12/27/03 vs. Dallas in 3rd per. (3-4 L); CBJ, 4-0
Home	4	12/27/03 vs. Dallas in 3rd per. (3-4 L); CBJ, 4-0
Road	5	12/6/08 at Los Angeles in 1st per. (0-3 L); LA, 3-2

### MOST SHOTS IN OVERTIME

10	12/3/16 at Arizona (3-2 SOW)
----	------------------------------

### Most Shots Against in Overtime

11	1/11/04 at Anaheim (2-2 T)
----	----------------------------

### Most Shots in Overtime, Both Teams

17	12/3/16 at Arizona (3-2 SOW); CBJ-10, ARI-7
----	---

## SINGLE GAME

### MOST GOALS

4 Geoff Sanderson – 3/29/03  
at Calgary (6-4 W)

### MOST GOALS - DEFENSEMAN

3 Zach Werenski – 12/31/19  
vs. Florida (4-1 W)  
Bryan Berard – 1/8/06  
at Phoenix (5-2 W)  
Deron Quint – 3/9/01  
at Florida (7-6 W)

### MOST GOALS – ROOKIE

3 Pierre-Luc Dubois – 3/29/18  
at Calgary (5-1 W)  
Cam Atkinson – 4/5/12  
at Colorado (5-2 W)  
Matt Calvert – 2/25/11  
vs. Phoenix (5-3 W)  
Nikita Filatov – 1/10/09  
vs. Minnesota (4-2 W)

### MOST POWER PLAY GOALS

3 Bryan Berard – 1/8/06  
at Phoenix (5-2 W)

### MOST ASSISTS

5 Artemi Panarin – 12/8/17  
at New Jersey (5-3 W)  
Espen Knutsen – 3/24/01  
vs. Calgary (6-4 W)

### MOST ASSISTS - DEFENSEMAN

3 18x, most recent – Zach Werenski – 3/12/19  
vs. Boston (7-4 W)

### MOST ASSISTS – ROOKIE

3 William Karlsson - 2/25/16  
vs. New Jersey (6-1 W)  
Jakub Voracek – 1/10/09  
vs. Minnesota (4-2 W)  
Derrick Walser – 1/11/03  
at Calgary (7-2 W)

### MOST POINTS

5 Artemi Panarin – 12/8/17  
at New Jersey (5-4 W); 0g, 5a  
David Vyborny – 2/28/04  
vs. Colorado (5-4 W); 1g, 4a  
Geoff Sanderson – 3/29/03  
at Calgary (6-4 W); 4g, 1a  
Andrew Cassels – 3/29/03  
at Calgary (6-4 W); 1g, 4a  
Espen Knutsen – 3/24/01  
vs. Calgary (6-4 W); 5a

### MOST POINTS - DEFENSEMAN

4 Zach Werenski – 3/12/19  
vs. Boston (7-4 W); 1g, 3a  
Seth Jones – 3/31/18  
at Vancouver (5-4 OTL); 1g, 3a  
Deron Quint – 3/9/01  
at Florida (7-6 W); 3g, 1a

### MOST POINTS – ROOKIE

4 Matt Calvert – 2/25/11  
vs. Phoenix (5-3 W); 3g, 1a  
Nikolai Zherdev – 3/21/04  
at Vancouver (5-4 W); 2g, 2a

### MOST SHOTS

10 Oliver Bjorkstrand – 12/5/19  
vs. NY Rangers (2-3 L); 0g  
Zach Werenski – 12/5/17  
vs. New Jersey (1-4 L); 0g  
Brandon Dubinsky – 2/19/16  
vs. Buffalo (4-0 L); 0g  
Rick Nash – 1/17/08  
at Phoenix (4-3 W); 2g  
Rick Nash – 10/31/07  
at Los Angeles (4-1 W); 1g  
Jason Chimera – 4/7/07  
at Anaheim (4-3 L); 1g  
Sergei Fedorov – 11/25/06  
vs. Minnesota (5-3 W); 2g  
Fredrik Modin – 11/24/06  
at Philadelphia (3-2 L); 0g  
Rick Nash – 4/7/06  
at Detroit (6-5 SOL); 3g  
Ray Whitney – 11/12/02  
at Colorado (5-4 L); 0g  
Ray Whitney – 1/14/02  
at NY Rangers (2-2 T); 1g

### MOST SHOTS - DEFENSEMAN

10 Zach Werenski – 12/5/17  
vs. New Jersey (1-4 L); 0g

### MOST SHOTS – ROOKIE

9 Rick Nash – 3/22/03  
vs. Atlanta (3-2 L); 1g

### MOST PENALTY MINUTES

31 Duvie Westcott – 4/13/06  
vs. St. Louis (4-1 W)

### MOST PENALTY MINUTES - DEFENSEMAN

31 Duvie Westcott – 4/13/06  
vs. St. Louis (4-1 W)

### MOST PENALTY MINUTES – ROOKIE

25 Jody Shelley – 1/10/02  
at Chicago (2-1 L)

### HIGHEST PLUS/MINUS

+6 Alexander Wennberg – 3/27/18  
at Edmonton (7-3 W)

### HIGHEST PLUS/MINUS - DEFENSEMAN

+5 David Savard – 11/15/18  
vs. Florida (7-3 W)  
Jack Johnson & David Savard – 2/25/17  
vs. NY Islanders (7-0 W)  
Fedor Tyutin – 10/11/14  
vs. NY Rangers (5-2 W)

### HIGHEST PLUS/MINUS – ROOKIE

+4 Dean Kukan – 4/6/16 at Toronto (5-1 W)  
Dean Kukan – 4/2/16 at Carolina (5-1 W)  
Dalton Prout – 3/29/13 at Calgary (6-4 W)

### LOWEST PLUS/MINUS

-5 Brandon Dubinsky – 10/13/16  
vs. Boston (6-3 L)  
Espen Knutsen – 2/23/03  
at Vancouver (7-2 L)  
Lyle Odelein – 2/4/02  
vs. Boston (8-0 L)  
Deron Quint – 2/4/02  
vs. Boston (8-0 L)

### MOST ICE TIME – FORWARD

(regulation game)  
27:19 Ray Whitney – 10/14/02  
vs. Phoenix (3-2 L)

### MOST ICE TIME – DEFENSEMAN

(regulation game)  
34:59 Jack Johnson – 2/2/13  
vs. Detroit (4-2 W)

### MOST ICE TIME – FORWARD

(overtime game)  
27:43 David Vyborny – 12/8/05  
vs. NY Islanders (4-3 SOW)

### MOST ICE TIME – DEFENSEMAN

(overtime game)  
33:18 Deron Quint – 11/21/01  
vs. Detroit (1-0 OTL)

### MOST FACE-OFFS WON

24 Jeff Carter – 10/7/11  
vs. Nashville (2-3 L)

### MOST SAVES BY A GOALTENDER

52 Sergei Bobrovsky –  
12/4/14 at Florida (4-3 SOW); 55 shots



# PLAYER RECORDS

## SINGLE PERIOD

### MOST GOALS

3 Jeff Carter – 12/22/11  
at Nashville, 1st per. (5-6 L)  
Geoff Sanderson – 3/29/03  
at Calgary, 2nd per. (6-4 W)  
Deron Quint – 3/9/01  
at Florida, 2nd per. (7-6 W)

### MOST ASSISTS

3 13x, most recent – Artemi Panarin  
3/30/19 at Nashville, 1st per. (5-2 W)

### MOST POINTS

3 37x, most recent – Artemi Panarin,  
3/30/19 at Nashville, 1st per. (5-2 W)

### MOST SHOTS

7 Cam Atkinson –  
11/8/14 vs. Tampa Bay, 3rd per. (4-7 L); 0g  
Ray Whitney –  
11/12/02 at Colorado, 3rd per. (5-4 L); 0g

### MOST PENALTY MINUTES

31 Duvie Westcott – 4/13/06  
vs. St. Louis, 2nd per. (4-1 W)

### MOST SAVES BY A GOALTENDER

25 Joonas Korpi – 3/26/16 at Nashville  
1st per. (1-5 L); 27 shots

## PLAYER MAKING CBJ DEBUT

### MOST POINTS

3 Artemi Panarin, 10/6/17  
vs. NY Islanders, (0-3-3)

### MOST GOALS

1 21x, Stefan Matteau, 2/20/20  
vs. Philadelphia (1-0-1), most recent

### MOST POWER PLAY GOALS

1 Brandon Saad, 10/9/15  
vs. NY Rangers (1-0-1)  
Nathan Horton, 1/2/14  
at Phoenix (1-0-1)  
Nick Foligno, 1/19/13  
at Nashville (1-0-1)  
Mark Letestu, 11/10/11  
vs. Chicago (1-0-1)

### SCORED GAME-WINNING GOAL

3x Nathan Horton, 1/2/14  
at Phoenix (1-0-1)  
Marian Gaborik, 4/4/13  
at Nashville (1-1-2)  
Craig MacDonald, 12/31/08  
at Anaheim (1-0-1)

### MOST ASSISTS

3 Artemi Panarin, 10/6/17  
vs. NY Islanders, (0-3-3)

### MOST SHOTS ON GOAL

6 Jeff Carter, 10/7/11 vs. Nashville  
Scottie Upshall, 3/1/11 at Vancouver

### MOST PENALTY MINUTES

17 Tom Sestito\*, 4/6/08 vs. St. Louis

### MOST ICE TIME - FORWARD (regulation game)

22:25 Sergei Fedorov, 11/16/05 vs. St. Louis

### MOST ICE TIME - DEFENSEMAN (regulation game)

27:21 James Wisniewski, 10/25/11 vs. Detroit

### MOST ICE TIME - FORWARD (overtime game)

24:01 R.J. Umberger, 10/10/08 at Dallas

### MOST ICE TIME - DEFENSEMAN (overtime game)

27:21 Mike Commodore, 10/10/08 at Dallas

### HIGHEST PLUS/MINUS RATING

+2 Artemi Panarin, 10/6/17 vs. NY Islanders  
Christian Backman, 10/10/08 at Dallas  
Jakub Voracek\*, 10/10/08 at Dallas  
Jeremy Reich\*, 1/21/04 vs. St. Louis

### MOST SHOTS AGAINST - GOALTENDER

40 Elvis Merzlikins\*, 10/5/19  
at Pittsburgh (2-7 L)

### MOST SAVES - GOALTENDER

37 Curtis McElhinney, 10/20/13  
vs. Vancouver (3-1 W)

### EARNED WIN - GOALTENDER

5x Matiss Kivlenieks, 1/19/20  
at NY Rangers (31 Saves, 2-1 W)  
Curtis McElhinney, 10/20/13  
vs. Vancouver (37 Saves, 3-1 W)  
Sergei Bobrovsky, 1/19/13  
at Nashville (32 Saves, W)  
Steve Mason\*, 11/5/08  
vs. Edmonton (22 Saves, 5-4 W)  
Brian Boucher, 3/3/07  
at Phoenix (32 Saves, W)

## CBJ PLAYER MAKING NHL DEBUT

### MOST POINTS

2 Tomas Kubalik, 3/31/11  
at Washington (0-2-2)  
Grant Clitsome, 3/2/10  
vs. Vancouver (0-2-2)  
Jakub Voracek, 10/10/08  
at Dallas (1-1-2)

### MOST GOALS

1 Pierre-Luc Dubois, 10/6/17  
vs. NY Islanders (1-0-1)  
Nikita Filatov, 10/17/08  
vs. Nashville (1-0-1)  
Jakub Voracek, 10/10/08  
at Dallas (1-1-2)  
Rick Nash, 10/10/02  
vs. Chicago (1-0-1)  
David Vyborny, 10/7/00  
vs. Chicago (1-0-1)

### MOST ASSISTS

2 Tomas Kubalik, 3/31/11  
at Washington (0-2-2)  
Grant Clitsome, 3/2/10  
vs. Vancouver (0-2-2)

### MOST SHOTS ON GOAL

5 Zach Werenski, 10/13/16 vs. Boston  
Kris Russell, 10/5/07 vs. Anaheim

### MOST PENALTY MINUTES

17 Tom Sestito, 4/6/08 vs. St. Louis

### MOST ICE TIME - FORWARD

18:52 David Vyborny, 10/7/00 vs. Chicago

### MOST ICE TIME - DEFENSEMAN

20:57 Zach Werenski, 10/13/16 vs. Boston

### HIGHEST PLUS/MINUS RATING

+2 Jakub Voracek, 10/10/08 at Dallas  
Jeremy Reich, 1/21/04 vs. St. Louis

### MOST SHOTS - GOALTENDER

40 Elvis Merzlikins, 10/5/19  
at Pittsburgh (2-7 L)

### MOST SAVES - GOALTENDER

33 Elvis Merzlikins, 10/5/19  
at Pittsburgh (2-7 L)

### EARNED WIN - GOALTENDER

2x Matiss Kivlenieks, 1/19/20  
at NY Rangers (31 Saves, 2-1 W)  
Steve Mason, 11/5/08  
vs. Edmonton (22 Saves, 5-4 W)

\* NHL Debut



## TEENAGERS TO MAKE NHL DEBUT WITH CBJ

	PLAYER	DOB	FIRST NHL GAME	AGE DURING CBJ/ NHL DEBUT	G	A	PTS	+/-	PIM	SH	TOI
1.	Dan Fritsche	7/13/85	10/9/03 at Atlanta	18 yrs., 88 days	0	0	0	1	2	1	5:53
2.	Rick Nash	6/16/84	10/10/02 vs. Chicago	18 yrs., 116 days	1	0	1	1	0	2	11:20
3.	Nikita Filatov	5/25/90	10/17/08 vs. Nashville	18 yrs., 145 days	1	0	1	0	0	1	9:10
4.	Rostislav Klesla	3/21/82	10/7/00 vs. Chicago	18 yrs., 200 days	0	0	0	-1	2	3	15:59
5.	Gilbert Brule	1/1/87	10/5/05 at Washington	18 yrs., 277 days	0	1	1	1	0	1	12:42
6.	Nikolai Zherdev	11/5/84	12/2/03 vs. Anaheim	19 yrs., 27 days	0	0	0	0	0	1	10:59
7.	Jakub Voracek	8/15/89	10/10/08 at Dallas	19 yrs., 56 days	1	1	2	2	0	1	9:09
8.	Ryan Johansen	7/31/92	10/7/11 vs. Nashville	19 yrs., 68 days	0	0	0	0	0	0	8:46
9.	Zach Werenski	7/19/97	10/13/16 vs. Boston	19 yrs., 87 days	0	1	1	-1	0	5	20:57
10.	Pierre-Luc Dubois	6/24/98	10/6/17 vs. NY Islanders	19 yrs., 104 days	1	0	1	+1	0	3	14:07
11.	Alexandre Texier	9/13/99	4/4/19 at NY Rangers	19 yrs., 204 days	0	0	0	0	0	3	11:49
12.	Maksim Mayorov	3/26/89	1/3/09 at St. Louis	19 yrs., 283 days	0	0	0	0	0	0	3:38
13.	Marko Danov	11/30/94	10/9/14 at Buffalo	19 yrs., 313 days	0	0	0	0	0	4	14:33
14.	Sonny Milano	5/12/96	3/31/16 at NY Islanders	19 yrs., 324 days	0	0	0	0	0	1	13:26

## STREAKS

### CONSECUTIVE GAMES PLAYED

Rank	Games	Player	Date
1.	288	R.J. Umberger	10/10/08-1/10/12
2.	243	Jason Chimera	10/9/05-4/5/08
3.	241	Antoine Vermette	3/7/09-2/21/12
4.	234	Pierre-Luc Dubois	10/6/17-current
5.	202	Ryan Johansen	2/24/13-10/22/15
6.	194	David Vyborny	10/17/02-12/20/05
7.	175	Boone Jenner	3/21/15-4/9/17
8.	173	Samuel Pahlsson	11/21/09-12/10/11
9.	168	Cam Atkinson	10/22/15-10/28/17
10.	161	Jan Hejda	10/25/07-10/13/09

### CONSECUTIVE GAMES WITH A POINT

Rank	Games	Points	Player	Date
1.	13	8-8-16	Ryan Johansen	12/18/14-1/17/15
2.	12	13-7-20	Cam Atkinson	11/10-12/6/18
3.	10	5-8-13	Ryan Johansen	10/9-10/31/14
	10	3-10-13	R.J. Umberger	11/10-12/1/10
5.	9	8-5-13	Cam Atkinson	3/19-4/5/18
	9	7-7-14	Cam Atkinson	12/5-12/23/16
	9	4-8-12	Ryan Johansen	3/15-4/2/15
	9	4-7-11	Ryan Johansen	11/29-12/16/13
	9	5-7-12	Rick Nash	1/8-2/1/11
	9	9-7-16	Rick Nash	12/30/05-1/16/06
	9	4-10-14	Andrew Cassels	11/1-11/17/02

### CONSECUTIVE GAMES WITH A GOAL

Rank	Games	Goals	Player	Date
1.	7	9	Cam Atkinson	11/24-12/6/18
		8	Geoff Sanderson	11/5-11/17/02
2.	6	7	Oliver Bjorkstrand	3/24-4/2/19
		7	Rick Nash	12/30/05-1/11/06
3.	5	6	Ryan Johansen	12/31/14-1/9/15
	5	5	Rick Nash	11/12-11/22/08
	5	5	Nikolai Zherdev	12/1-12/10/07
	5	5	Rick Nash	11/14-11/23/07
	5	6	Rick Nash	10/17-10/25/07
	5	6	Rick Nash	11/26-12/6/03
	5	5	Ray Whitney	11/10-11/19/01
10.	4		Numerous Players	

### CONSECUTIVE GAMES WITH AN ASSIST

Rank	Games	Assists	Player	Date
1.	8	8	R.J. Umberger	11/10-11/26/10
2.	6	7	Ryan Johansen	3/19-3/31/15
	6	6	Nick Foligno	10/9-10/23/14
	6	6	Sergei Fedorov	10/31-11/10/07
	6	6	Bryan Berard	10/26-11/4/05
	6	7	Ray Whitney	1/4-1/13/03
7.	5		Numerous Players	

### CONSECUTIVE GAMES PENALIZED

8 Scott Lachance  
10/10-10/27/02 (16 PIM)

### MOST POINTS IN TWO CONSECUTIVE GAMES

7 Artemi Panarin  
3/31/18 at Vancouver (4a),  
4/3/18 vs. Detroit (1g, 2a)  
Seth Jones  
3/31/18 at Vancouver (1g, 3a),  
4/3/18 vs. Detroit (3a)  
David Vyborny  
2/27/04 at Chicago (1g, 1a),  
2/28/04 vs. Colorado (1g, 4a)

### MOST POINTS OVER THREE CONSECUTIVE GAMES

9 Artemi Panarin  
3/31-4/5/18 (1-8-9)  
Artemi Panarin  
3/29-4/3/18 (1-8-9)  
David Vyborny  
2/25-2/28/04 (3-6-9)

### MOST CONSECUTIVE GAMES WITH EVEN OR PLUS RATING

27 Jody Shelley – 10/14-12/19/02 (+4)

### MOST CONSECUTIVE GAMES WITH A SHOT ON GOAL

56 Rick Nash – 10/24/09-3/2/10 (191 shots)

### CONSECUTIVE GAMES PLAYED - GOALTENDER

21 Marc Denis – 11/27/02-1/10/03

### CONSECUTIVE GAMES STARTED - GOALTENDER

21 Marc Denis – 11/27/02-1/10/03

### CONSECUTIVE WINS - GOALTENDER

16 Sergei Bobrovsky – 11/29/16-1/3/17

### CONSECUTIVE POINT STREAK - GOALTENDER

17 Sergei Bobrovsky – 11/25/16-1/3/17 (16-0-1)

### LONGEST SHUTOUT STREAK

199:28 Steve Mason – 12/23/08-1/2/09

### MOST CONSECUTIVE GAMES WITH SV% Above .900

10 Sergei Bobrovsky – 3/3-3/22/13  
Steve Mason – 12/11/08-1/2/09

### MOST CONSECUTIVE GAMES WITH 30 OR MORE SAVES

5 Sergei Bobrovsky – 3/16-3/28/17 (189 saves)  
Sergei Bobrovsky – 12/11-12/20/14 (172 saves)  
Marc Denis – 1/5-1/20/06 (174 saves)  
Marc Denis – 11/9-11/17/02 (190 saves)

### MOST CONSECUTIVE STARTS ALLOWING THREE GOALS OR LESS

20 Sergei Bobrovsky – 11/15/16-1/3/17



# PLAYER RECORDS

## TOP 50 SCORING LEADERS

Rank	Pos	Player	GP	TOI/GP	G	A	P	+/-	PIM	PP	SH	GWG	OT	S	S%
1.	LW	Rick Nash	674	18:54	289	258	547	-71	568	83	14	44	6	2,278	12.7
2.	RW	Cam Atkinson*	571	17:33	198	170	368	33	142	41	12	40	6	1,725	11.5
3.	LW	Nick Foligno*	557	17:45	135	183	318	19	438	32	0	21	3	1,105	12.2
4.	RW	David Vyborny	543	17:50	113	204	317	-48	228	36	7	17	4	920	12.3
5.	C	R.J. Umberger	445	18:22	120	130	250	-33	200	40	5	15	3	1,107	10.8
6.	C	Brandon Dubinsky*	430	17:06	72	153	225	0	448	11	5	11	1	764	9.4
7.	C	Boone Jenner*	489	16:29	113	110	223	-7	303	20	4	20	0	1,182	9.6
8.	C	Alexander Wennberg*	415	16:38	40	161	201	5	85	9	1	9	1	501	8
9.	D	Seth Jones*	325	24:42	45	150	195	18	114	11	0	11	7	794	5.7
10.	C	Ryan Johansen	309	16:50	79	114	193	-16	144	18	2	10	2	710	11.1
11.	D	Fedor Tyutin	553	22:10	39	146	185	-22	351	11	1	3	1	792	4.9
12.	RW	Nikolay Zherdev	283	17:29	76	105	181	-52	164	25	0	6	0	749	10.2
13.	C	Derick Brassard	309	15:34	58	111	169	-42	184	19	0	8	1	568	10.2
	D	Zach Werenski*	300	22:32	58	111	169	22	58	14	1	9	4	750	7.7
	LW	Artemi Panarin	160	20:00	55	114	169	37	49	13	0	13	5	419	13.1
16.	LW	Geoff Sanderson	261	17:12	88	80	168	-25	126	34	2	12	1	795	11.1
17.	D	David Savard*	557	20:29	40	120	160	43	307	6	0	5	0	833	4.8
18.	C	Pierre-Luc Dubois*	234	17:24	65	93	158	22	162	9	0	13	4	497	13.1
19.	D	Jack Johnson	445	23:22	36	118	154	-19	198	14	0	7	1	730	4.9
20.	C	Antoine Vermette	241	18:55	61	91	152	-10	112	12	5	8	2	478	12.8
21.	LW	Matt Calvert	416	14:07	72	77	149	-24	273	7	6	9	1	614	11.7
22.	LW	Scott Hartnell	234	14:58	64	82	146	4	275	20	0	4	1	458	14
23.	C	Manny Malhotra	344	16:07	53	92	145	-6	203	6	1	10	0	542	9.8
24.	LW	Kristian Huselius	189	18:24	58	84	142	-22	92	19	1	8	0	470	12.3
25.	LW	Ray Whitney	151	20:38	45	95	140	-49	36	14	2	5	1	448	10
26.	LW	Jason Chimera	331	15:18	62	74	136	-12	372	6	4	12	2	683	9.1
27.	RW	Jakub Voracek	241	15:05	39	95	134	1	96	6	0	4	2	438	8.9
28.	RW	Oliver Bjorkstrand*	246	14:28	65	68	133	30	35	9	0	11	0	566	11.5
	D	Rostislav Klesla	515	20:34	41	92	133	-50	508	8	0	4	1	747	5.5
30.	D	James Wisniewski	209	22:50	26	95	121	-24	147	16	0	5	1	454	5.7
31.	RW	Josh Anderson*	267	15:21	65	50	115	27	212	4	2	13	2	621	10.5
32.	C	Sergei Fedorov	185	19:39	39	74	113	-11	150	15	3	5	1	399	9.8
33.	D	Ryan Murray*	347	20:21	15	95	110	13	104	5	0	0	0	349	4.3
34.	C	Tyler Wright	309	16:23	57	51	108	-96	436	13	3	9	3	504	11.3
	C	Espen Knutsen	188	17:49	27	81	108	-51	99	10	2	2	0	203	13.3
36.	LW	Brandon Saad	160	17:07	55	51	106	24	22	7	0	11	0	443	12.4
37.	C	Mark Letestu	255	14:48	44	58	102	-5	36	12	4	4	1	399	11
38.	C	Andrew Cassels	137	19:37	26	68	94	-28	56	11	1	5	1	204	12.8
39.	C	Mike Sillinger	155	20:01	38	48	86	-56	106	17	3	8	0	278	13.7
40.	LW	Freddy Modin	176	17:35	39	46	85	-6	110	10	0	7	1	409	9.5
	LW	Vinny Prospal	130	17:23	28	57	85	-8	68	7	0	2	0	250	11.2
42.	C	Artem Anisimov	168	16:29	40	44	84	-14	40	4	2	10	2	318	12.6
43.	D	Ron Hainsey	213	21:27	19	64	83	-13	137	16	0	0	0	378	5
44.	D	Kris Russell	288	16:49	18	61	79	-29	124	3	0	3	1	392	4.6
45.	D	Jaroslav Spacek	153	24:10	16	56	72	-45	139	8	2	4	3	303	5.3
46.	C	Derek MacKenzie	279	10:27	31	38	69	19	155	1	5	3	0	274	11.3
47.	D	Jan Hejda	302	21:22	11	56	67	23	163	1	0	1	0	279	3.9
48.	RW	Derek Dorsett	280	12:38	27	38	65	-32	727	2	1	2	0	403	6.7
49.	C	Dan Fritsche	206	11:53	29	34	63	-14	91	6	2	8	0	302	9.6
50.	RW	Jared Boll	518	7:48	27	35	62	-49	1,195	1	0	5	0	363	7.4

## TOP 5 GOALTENDING LEADERS

Rank	PLAYER	GP	W	L	T	OT	SA	GA	GAA	SV	SV%	SO	MIN
1.	Sergei Bobrovsky	374	213	130	0	27	11,067	874	2.40	10,193	.921	33	21,804:28
2.	Steve Mason	232	96	99	0	27	6,553	634	2.90	5,919	.903	19	13,137:21
3.	Marc Denis	266	84	146	24	1	8,016	765	3.01	7,251	.905	12	15,258:43
4.	Joonas Korpisalo *	127	60	43	0	14	3,615	241	2.80	3,282	.908	3	7,128:51
5.	Pascal Leclaire	125	45	55	0	12	3,485	324	2.82	3,161	.907	10	6,898:11

\*Active



# 2019 PLAYOFFS STATISTICS



## PLAYER STATISTICS

PLAYERS	Pos	GP	G	A	P	+/-	PIM	PP	SH	GW	S	S%	TOI/G
Artemi Panarin	C	10	5	6	11	0	0	1	0	0	27	18.5	21:44
Matt Duchene	C	10	5	5	10	4	0	3	0	2	18	27.8	16:48
Seth Jones	D	10	3	6	9	0	0	1	0	1	27	11.1	28:32
Cam Atkinson	R	10	2	6	8	2	4	0	0	0	33	6.1	18:30
Zach Werenski	D	10	1	5	6	3	9	1	0	1	15	6.7	26:37
Pierre-Luc Dubois	C	10	2	3	5	-5	14	0	0	0	20	10	17:29
Oliver Bjorkstrand	R	10	2	3	5	-1	0	1	0	2	26	7.7	15:07
Scott Harrington	D	10	0	4	4	4	2	0	0	0	7	0	13:36
Alexandre Texier *	C	8	2	1	3	-2	2	1	0	0	8	25	11:25
Riley Nash	C	7	1	2	3	2	4	0	0	0	9	11.1	13:32
Boone Jenner	C	10	1	2	3	1	2	0	0	0	32	3.1	17:14
Josh Anderson	R	10	1	2	3	-5	22	0	1	0	23	4.3	16:59
Nick Foligno	L	10	1	2	3	2	4	0	0	0	16	6.3	18:36
David Savard	D	10	1	2	3	-1	4	0	0	0	13	7.7	23:42
Ryan Dzingel	C	9	1	0	1	3	2	0	0	0	11	9.1	11:21
Dean Kukan	D	10	1	0	1	-2	2	0	0	0	13	7.7	15:10
Brandon Dubinsky	C	10	1	0	1	0	6	0	0	0	11	9.1	13:07
Adam Clendening	D	7	0	1	1	1	2	0	0	0	9	0	8:46
Markus Hannikainen	L	1	0	0	0	-1	0	0	0	0	0	0	4:00
Vladislav Gavrikov *	D	2	0	0	0	-2	0	0	0	0	1	0	15:35
Markus Nutivaara	D	2	0	0	0	1	0	0	0	0	1	0	21:36
Alexander Wennberg	C	4	0	0	0	0	0	0	0	0	0	0	10:29
<b>TOTALS</b>		<b>10</b>	<b>30</b>	<b>50</b>	<b>80</b>	<b>4</b>	<b>79</b>	<b>8</b>	<b>1</b>	<b>6</b>	<b>320</b>	<b>9.4</b>	

## GOALTENDERS

	GP	W	L	SA	GA	GAA	SV	SV%	SO	A	PIM	TOI
Sergei Bobrovsky	10	6	4	333	25	2.41	308	.925	0	0	0	622:56
<b>TOTALS</b>	<b>10</b>	<b>6</b>	<b>4</b>	<b>333</b>	<b>25</b>	<b>2.41</b>	<b>308</b>	<b>.925</b>	<b>0</b>	<b>0</b>	<b>0</b>	<b>622:56</b>

## GAME-BY-GAME

Gm	Date	Opponent	Dec	Record	Score	CBJ Goals	GWG	PP	PK	SF-SA	Goaltenders	ATT
1	4/10/19	at Tampa Bay	W	1-0	4-3	71, 58, 77, 3p	Jones	1-2	3-3	26-29	Bobrovsky/Vasilevskiy	19,092
2	4/12/19	at Tampa Bay	W	2-0	5-1	13, 8p, 95p, 20, 9	Werenski	2-4	2-2	27-24	Bobrovsky/Vasilevskiy	19,092
3	4/14/19	Tampa Bay	W	3-0	3-1	95, 28p, 13	Bjorkstrand	1-2	0-0	30-31	Bobrovsky/Vasilevskiy	19,224+
4	4/16/19	Tampa Bay	W	4-0	7-3	42p, 18, 3, 28, 9, 42, 95	Bjorkstrand	1-2	0-1	25-33	Bobrovsky/Vasilevskiy	19,328+
5	4/25/19	at Boston	L	4-1	2-3 (OT)	17, 18	Coyle	0-4	4-4	22-37	Rask/Bobrovsky	17,565
6	4/27/19	at Boston	W	5-1	3-2 (2OT)	9p, 9, 95p	Duchene	2-4	3-4	41-31	Bobrovsky/Rask	17,565
7	4/30/19	Boston	W	6-1	2-1	38, 95p	Duchene	1-3	2-2	34-37	Bobrovsky/Rask	19,337+
8	5/2/19	Boston	L	6-2	1-4	9	Bergeron	0-4	4-6	40-46	Rask/Bobrovsky	19,431+
9	5/4/19	at Boston	L	6-3	3-4	3, 19, 14	Pastrnak	0-2	2-2	36-36	Rask/Bobrovsky	17,565
10	5/6/19	Boston	L	6-4	0-3		Krejci	0-4	1-1	39-29	Rask/Bobrovsky	19,219+

+Home Sellout

## TEAM TOTALS

Scoring by Period	1st	2nd	3rd	OT	TOTAL	Shots by Period	1st	2nd	3rd	OT	TOTAL
Tampa Bay	4	2	2	0	8	Tampa Bay	31	40	46	0	117
Columbus	4	6	9	0	19	Columbus	36	40	32	0	108
Boston	4	4	8	1	17	Boston	66	52	84	14	216
Columbus	2	3	5	1	11	Columbus	56	81	59	16	212
Opponents	8	6	10	1	25	Opponents	97	92	130	14	333
Columbus	6	9	14	1	30	Columbus	92	121	91	16	320

### Power Plays

Tampa Bay	1-of-6
Columbus	5-of-10
Boston	3-of-19
Columbus	3-of-21
Opponents	4-of-25
Columbus	8-of-31

### Penalty Killing

Tampa Bay	5-of-10
Columbus	5-of-6
Boston	18-of-21
Columbus	16-of-19
Opponents	23-of-31
Columbus	21-of-25

### Penalty Minutes

Tampa Bay	17-56
Columbus	11-35
Boston	21-42
Columbus	19-48
Opponents	38-98
Columbus	30-93

\* Rookie



# 2018 PLAYOFFS STATISTICS

## PLAYER STATISTICS

PLAYERS	Pos	GP	G	A	P	+/-	PIM	PP	SH	GW	S	S%	TOI/G
Artemi Panarin	LW	6	2	5	7	-4	6	0	0	1	14	14.3	25:59
Seth Jones	D	6	1	4	5	-3	4	1	0	0	13	7.7	30:37
Matt Calvert	LW	6	3	1	4	4	4	0	1	1	15	20.0	17:16
Cam Atkinson	RW	6	2	2	4	-3	2	1	0	0	25	8.0	26:36
Pierre-Luc Dubois *	C	6	2	2	4	0	6	0	0	0	15	13.3	23:09
Nick Foligno	LW	6	2	1	3	-4	4	0	0	0	8	25.0	20:49
Boone Jenner	C	6	1	2	3	-3	4	0	0	0	24	4.2	19:45
Josh Anderson	RW	6	1	2	3	3	21	0	0	0	9	11.1	15:46
Oliver Bjorkstrand	RW	6	1	2	3	0	0	0	0	0	3	33.3	11:03
Zach Werenski	D	6	1	2	3	0	2	1	0	0	18	5.6	24:11
Ian Cole	D	6	0	3	3	-1	2	0	0	0	10	0.0	19:23
Alexander Wennberg	C	3	1	1	2	-1	0	0	0	0	4	25.0	17:23
Thomas Vanek	LW	6	1	1	2	-1	2	1	0	0	13	7.7	15:07
Ryan Murray	D	6	0	1	1	3	2	0	0	0	3	0.0	21:32
Sonny Milano *	LW	3	0	0	0	0	0	0	0	0	0	0.0	6:45
Mark Letestu	C	6	0	0	0	-1	0	0	0	0	2	0.0	9:02
David Savard	D	6	0	0	0	0	0	0	0	0	7	0.0	19:48
Markus Nutivaara	D	6	0	0	0	2	0	0	0	0	9	0.0	17:42
Brandon Dubinsky	C	6	0	0	0	1	6	0	0	0	4	0.0	12:23
<b>TOTALS</b>		<b>6</b>	<b>18</b>	<b>29</b>	<b>47</b>	<b>-8</b>	<b>65</b>	<b>4</b>	<b>1</b>	<b>2</b>	<b>196</b>	<b>9.2</b>	

## GOALTENDERS

	GP	W	L	SA	GA	GAA	SV	SV%	SO	A	PIM	TOI
Sergei Bobrovsky	6	2	4	221	22	3.18	199	.900	0	0	0	415:27
<b>TOTALS</b>	<b>6</b>	<b>2</b>	<b>4</b>	<b>221</b>	<b>22</b>	<b>3.18</b>	<b>199</b>	<b>.900</b>	<b>0</b>	<b>0</b>	<b>0</b>	<b>415:27</b>

## GAME-BY-GAME

Gm	Date	Opponent	Dec	Record	Score	CBJ Goals	GWG	PP	PK	SF-SA	Goaltenders	ATT
1	4/12/18	at Washington	W	1-0	4-3 (OT)	10,26p,3p,9	Panarin	2-4	4-6	27-30	Bobrovsky/Grubauer	18,506
2	4/15/18	at Washington	W	2-0	5-4 (OT)	13,77,13p,8p,11	Calvert	2-4	4-7	30-58	Bobrovsky/Grubauer	18,506
3	4/17/18	Washington	L	2-1	2-3 (2OT)	18,9	Eller	0-4	3-4	35-45	Holtby/Bobrovsky	19,337+
4	4/19/18	Washington	L	2-2	1-4	38	Oshie	0-3	2-3	24-33	Holtby/Bobrovsky	19,395+
5	4/21/18	at Washington	L	2-3	3-4 (OT)	11s,11,28	Backstrom	0-5	3-4	42-29	Holtby/Bobrovsky	18,506
6	4/23/18	Washington	L	2-4	3-6	71,18,71	Smith-Pelly	0-4	2-3	38-28	Holtby/Bobrovsky	18,667+

+Home Sellout

## TEAM TOTALS

Scoring by Period	1st	2nd	3rd	OT	TOTAL
Washington	7	8	7	2	24
Columbus	2	7	7	2	18

Shots by Period	1st	2nd	3rd	OT	TOTAL
Washington	68	80	47	28	223
Columbus	46	64	66	20	196

### Power Plays

Washington	9-of-27
Columbus	4-of-24

### Penalty Killing

Washington	20-of-24
Columbus	18-of-27

### Penalty Minutes

Washington	26-52
Columbus	28-67

\* Rookie

# 2017 PLAYOFFS STATISTICS



## PLAYER STATISTICS

PLAYERS	Pos	GP	G	A	P	+/-	PIM	PP	SH	GW	S	S%	TOI/G
Boone Jenner	C	5	2	1	3	-2	14	1	0	1	16	12.5	17:48
Cam Atkinson	R	5	2	1	3	-3	0	0	0	0	14	14.3	19:34
William Karlsson	C	5	2	1	3	4	0	0	0	0	12	16.7	16:05
Brandon Saad	L	5	1	2	3	-5	0	0	0	0	10	10	15:58
Markus Nutivaara *	D	2	1	1	2	3	0	0	0	0	7	14.3	11:55
Matt Calvert	L	4	1	1	2	4	4	0	0	0	9	11.1	14:13
Brandon Dubinsky	C	5	1	1	2	-2	6	0	0	0	8	12.5	17:56
Josh Anderson	R	5	1	1	2	2	2	0	0	0	11	9.1	13:43
Jack Johnson	D	5	1	1	2	-3	0	0	0	0	15	6.7	25:52
Nick Foligno	L	4	0	2	2	-3	6	0	0	0	12	0	20:24
Seth Jones	D	5	0	2	2	-4	0	0	0	0	12	0	26:03
Sam Gagner	C	5	0	2	2	-3	2	0	0	0	12	0	12:39
Zach Werenski *	D	3	1	0	1	-2	0	1	0	0	14	7.1	23:29
Kyle Quincey	D	2	0	1	1	-1	2	0	0	0	1	0	19:01
Oliver Bjorkstrand *	R	5	0	1	1	-2	0	0	0	0	10	0	12:51
David Savard	D	5	0	1	1	-4	4	0	0	0	10	0	24:53
Alexander Wennberg	C	5	0	1	1	-3	2	0	0	0	10	0	19:26
Gabriel Carlsson *	D	5	0	0	0	1	0	0	0	0	2	0	10:57
Scott Hartnell	L	4	0	0	0	-2	0	0	0	0	4	0	10:39
Sonny Milano *	L	1	0	0	0	0	0	0	0	0	0	0	6:47
Lukas Sedlak *	C	2	0	0	0	-1	0	0	0	0	2	0	8:16
Scott Harrington	D	3	0	0	0	0	10	0	0	0	3	0	12:27
<b>TOTALS</b>		<b>5</b>	<b>13</b>	<b>20</b>	<b>33</b>	<b>-26</b>	<b>52</b>	<b>2</b>	<b>0</b>	<b>1</b>	<b>194</b>	<b>6.7</b>	

## GOALTENDERS

	GP	W	L	SA	GA	GAA	SV	SV%	SO	A	PIM	TOI
Sergei Bobrovsky	5	1	4	170	20	3.88	150	.882	0	0	0	309:16
<b>TOTALS</b>	<b>5</b>	<b>1</b>	<b>4</b>	<b>170</b>	<b>20</b>	<b>3.88</b>	<b>150</b>	<b>.882</b>	<b>0</b>	<b>0</b>	<b>0</b>	<b>309:16</b>

## GAME-BY-GAME

Gm	Date	Opponent	Dec	Record	Score	CBJ Goals	GWG	PP	PK	SF-SA	Goaltenders	ATT
1	4/12/17	at Pittsburgh	L	0-1	1-3	11	Kessel	0-2	2-3	32-29	Fleury/Bobrovsky	18,563
2	4/14/17	at Pittsburgh	L	0-2	1-4	20	Guentzel	0-2	2-2	40-32	Fleury/Bobrovsky	18,622
3	4/16/17	Pittsburgh	L	0-3	4-5 (OT)	13,13,8p,17	Guentzel	1-2	2-3	37-47	Fleury/Bobrovsky	19,092+
4	4/18/17	Pittsburgh	W	1-3	5-4	7,34,65,25,38	Jenner	0-3	2-3	34-31	Bobrovsky/Fleury	19,093+
5	4/20/17	at Pittsburgh	L	1-4	2-5	25,38p	Rust	1-3	2-4	51-32	Fleury/Bobrovsky	18,585

+Home Sellout

## TEAM TOTALS

Scoring by Period	1st	2nd	3rd	OT	TOTAL
Pittsburgh	3	10	7	1	21
Columbus	5	4	4	0	13

Shots by Period	1st	2nd	3rd	OT	TOTAL
Pittsburgh	39	70	55	7	171
Columbus	71	58	58	7	194

### Power Plays

Pittsburgh	5-of-15
Columbus	2-of-12

### Penalty Killing

Pittsburgh	10-of-12
Columbus	10-of-15

### Penalty Minutes

Pittsburgh	13-26
Columbus	19-54

\* Rookie



# 2014 PLAYOFFS STATISTICS

## PLAYER STATISTICS

PLAYERS	Pos	GP	G	A	P	+/-	PIM	PP	SH	GW	S	S%	TOI/G
Jack Johnson	D	6	3	4	7	-1	4	1	0	0	14	21.4	29:20
Ryan Johansen	C	6	2	4	6	-2	4	2	0	0	18	11.1	19:02
Brandon Dubinsky	C	6	1	5	6	-1	6	0	0	0	23	4.3	20:42
Boone Jenner	C	6	3	2	5	-4	4	2	0	0	16	18.8	17:14
Matt Calvert	L	6	2	2	4	2	4	0	1	1	13	15.4	17:35
David Savard	D	6	0	4	4	2	4	0	0	0	8	0.0	23:19
Artem Anisimov	C	6	1	2	3	-2	4	1	0	0	16	6.3	17:28
Cam Atkinson	R	6	1	2	3	1	0	0	0	0	13	7.7	16:45
Nick Foligno	L	4	2	0	2	0	4	0	0	1	3	66.7	14:56
Mark Letestu	C	6	1	1	2	-2	0	1	0	0	16	6.3	16:51
Fedor Tyutin	D	4	1	1	2	0	4	0	1	0	1	100	14:55
James Wisniewski	D	6	0	2	2	-7	10	0	0	0	12	0.0	24:45
Derek MacKenzie	C	6	1	0	1	-1	2	0	1	0	6	16.7	13:48
Ryan Murray	D	5	0	1	1	-1	0	0	0	0	9	0.0	22:43
Jack Skille	R	6	0	1	1	-2	0	0	0	0	8	0.0	11:00
R.J. Umberger	C	4	0	1	1	-2	2	0	0	0	3	0.0	12:47
Nikita Nikitin	D	5	0	0	0	0	0	0	0	0	8	0.0	16:20
Blake Comeau	L	6	0	0	0	-2	10	0	0	0	7	0.0	11:50
Dalton Prout	D	2	0	0	0	0	2	0	0	0	1	0.0	13:11
Nick Schultz	D	2	0	0	0	-1	0	0	0	0	0	0.0	9:44
Jared Boll	R	2	0	0	0	0	0	0	0	0	0	0.0	6:34
Corey Tropp	R	2	0	0	0	0	0	0	0	0	1	0.0	6:10
<b>TOTALS</b>		<b>6</b>	<b>18</b>	<b>32</b>	<b>50</b>	<b>-23</b>	<b>64</b>	<b>7</b>	<b>3</b>	<b>2</b>	<b>196</b>	<b>10.9</b>	

## GOALTENDERS

	GP	W	L	SA	GA	GAA	SV	SV%	SO	A	PIM	TOI
Sergei Bobrovsky	6	2	4	218	20	3.17	198	.908	0	0	0	377:36
<b>TOTALS</b>	<b>6</b>	<b>2</b>	<b>4</b>	<b>218</b>	<b>20</b>	<b>3.17</b>	<b>198</b>	<b>.908</b>	<b>0</b>	<b>0</b>	<b>0</b>	<b>377:36</b>

## GAME-BY-GAME

Gm	Date	Opponent	Dec	Record	Score	CBJ Goals	GWG	PP	PK	SF-SA	Goaltenders	ATT
1	4/16/14	at Pittsburgh	L	0-1	3-4	7,55p,24s	Sutter	1-4	1-3	34-32	Fleury/Bobrovsky	18,646
2	4/19/14	at Pittsburgh	W	1-1	4-3 (2OT)	19p,11s,7p,11	Calvert	2-6	7-8	45-42	Bobrovsky/Fleury	18,619
3	4/21/14	vs. Pittsburgh	L	1-2	3-4	38,7,13	Jokinen	0-4	6-6	20-41	Fleury/Bobrovsky	19,148+
4	4/23/14	vs. Pittsburgh	W	2-2	4-3 (OT)	38p,19p,17,71	Foligno	2-6	3-4	46-25	Bobrovsky/Fleury	18,970+
5	4/26/14	at Pittsburgh	L	2-3	1-3	38p	Jokinen	1-2	3-4	24-51	Fleury/Bobrovsky	18,618
6	4/28/14	vs. Pittsburgh	L	2-4	3-4	51s,42p,71	Malkin	1-5	3-4	27-28	Fleury/Bobrovsky	19,189+

+Home Sellout

## TEAM TOTALS

Scoring by Period	1st	2nd	3rd	OT	TOTAL
Pittsburgh	9	6	6	0	21
Columbus	7	3	6	2	18

Shots by Period	1st	2nd	3rd	OT	TOTAL
Pittsburgh	85	62	59	13	219
Columbus	54	71	52	19	196

### Power Plays

Pittsburgh	6-of-29
Columbus	7-of-27

### Penalty Killing

Pittsburgh	20-of-27
Columbus	23-of-29

### Penalty Minutes

Pittsburgh	28-58
Columbus	32-64

# 2009 PLAYOFFS STATISTICS



## PLAYER STATISTICS

PLAYERS	Pos	GP	G	A	P	+/-	PIM	PP	SH	GW	S	S%	TOI/G
R.J. Umberger	C	4	3	0	3	0	0	2	0	0	9	33.3	16:21
Rick Nash	LW	4	1	2	3	-4	2	0	0	0	13	7.7	20:51
Kristian Huselius	LW	4	1	1	2	-4	4	1	0	0	11	9.1	17:52
Kris Russell	D	4	1	1	2	0	2	0	0	0	5	20.0	16:40
Raffi Torres	LW	4	0	2	2	-3	2	0	0	0	4	0.0	12:03
Fredrik Modin	LW	4	1	0	1	-2	0	0	0	0	4	25.0	13:06
Aaron Rome	D	1	0	1	1	2	0	0	0	0	2	0.0	15:24
Jakub Voracek	R	4	0	1	1	0	8	0	0	0	12	0.0	12:06
Jason Williams	C	4	0	1	1	-2	2	0	0	0	5	0.0	14:11
Rostislav Klesla	D	4	0	1	1	0	0	0	0	0	3	0.0	21:21
Jason Chimera	LW	4	0	1	1	0	2	0	0	0	11	0.0	13:21
Antoine Vermette	C	4	0	0	0	-4	10	0	0	0	6	0.0	16:46
Derek Dorsett	RW	3	0	0	0	-1	2	0	0	0	7	0.0	9:11
Jared Boll	RW	1	0	0	0	-2	0	0	0	0	1	0.0	5:17
Marc Methot	D	4	0	0	0	-3	2	0	0	0	1	0.0	16:15
Jan Hejda	D	3	0	0	0	-5	2	0	0	0	1	0.0	16:53
Manny Malhotra	C	4	0	0	0	-2	0	0	0	0	4	0.0	17:53
Mike Commodore	D	4	0	0	0	-7	18	0	0	0	4	0.0	21:32
Fedor Tyutin	D	4	0	0	0	0	0	0	0	0	3	0.0	23:15
Michael Peca	C	4	0	0	0	1	2	0	0	0	4	0.0	12:39
<b>TOTALS</b>		<b>4</b>	<b>7</b>	<b>11</b>	<b>18</b>	<b>-36</b>	<b>58</b>	<b>3</b>	<b>0</b>	<b>0</b>	<b>110</b>	<b>6.3</b>	

## GOALTENDERS

	GP	W	L	SA	GA	GAA	SV	SV%	SO	A	PIM	TOI
Steve Mason	4	0	4	139	17	4.27	122	.878	0	1	0	239:20
<b>TOTALS</b>	<b>4</b>	<b>0</b>	<b>4</b>	<b>139</b>	<b>17</b>	<b>4.27</b>	<b>122</b>	<b>.878</b>	<b>0</b>	<b>1</b>	<b>0</b>	<b>239:20</b>

## GAME-BY-GAME

Gm	Date	Opponent	Dec	Record	Score	CBJ Goals	GWG	PP	PK	SF-SA	Goaltenders	ATT
1	4/16/09	at Detroit	L	0-1	1-4	18	Ericsson	0-5	3-4	21-34	Osgood/Mason	20,066
2	4/18/09	at Detroit	L	0-2	0-4	-	Rafalski	0-2	7-10	25-39	Osgood/Mason	20,066
3	4/21/09	Detroit	L	0-3	1-4	18	Cleary	1-4	2-2	32-26	Osgood/Mason	19,219+
4	4/23/09	Detroit	L	0-4	5-6	20, 61, 18, 10, 33	Franzen	2-2	3-6	32-41	Osgood/Mason	18,889+

+Home Sellout

## TEAM TOTALS

Scoring by Period	1st	2nd	3rd	OT	TOTAL
Detroit	6	8	4	-	18
Columbus	1	5	1	-	7

Shots by Period	1st	2nd	3rd	OT	TOTAL
Detroit	52	51	37	-	140
Columbus	39	34	37	-	110

### Power Plays

Detroit	7-of-22
Columbus	3-of-13

### Penalty Killing

Detroit	10-of-13
Columbus	15-of-22

### Penalty Minutes

Detroit	15-32
Columbus	26-60



# ALL-TIME PLAYOFFS STATISTICS

## OVERALL

Games Played:	31	Goals:	86	Power Play Goals:	24	Overtime Losses, Home:	2
Wins:	11	Goals, Home:	44	Shorthanded Goals:	5	Overtime Losses, Road:	2
Wins, Home:	5	Goals, Road:	42	Overtime Games:	9	Shutouts For:	0
Wins, Road:	6	Goals Against:	109	Overtime Wins:	5	Shutouts Against:	2
Losses:	20	Goals Against, Home:	55	Overtime Wins, Home:	1		
Losses, Home:	10	Goals Against, Road:	54	Overtime Wins, Road:	4		
Losses, Road:	10	Penalty Minutes:	328	Overtime Losses:	4		

## ATTENDANCE

Year	GP	Total Attendance	Average	Capacity	% of Capacity	Sellouts
2008-09	2	38,108	19,054	18,144	105.0 pct.	2
2013-14	3	57,307	19,102	18,144	105.3 pct.	3
2016-17	2	38,185	19,093	18,144	105.2 pct.	2
2017-18	3	57,399	19,133	18,144	105.5 pct.	3
2018-19	5	96,539	19,308	18,144	106.4 pct.	5
<b>TOTALS</b>	<b>15</b>	<b>287,538</b>	<b>19,169</b>	<b>18,144</b>	<b>105.7 pct.</b>	<b>15</b>

## INDIVIDUAL LEADERS BY SEASON

### GAMES PLAYED

2008-09	16 players tied	4
2013-14	13 players tied	6
2016-17	14 players tied	5
2017-18	17 players tied	6
2018-19	14 players tied	10

### PENALTY MINUTES

2008-09	Mike Commodore	18
2013-14	James Wisniewski, Blake Comeau	10
	Blake Comeau	10
2017-18	Josh Anderson	21
2018-19	Josh Anderson	22

### FACE-OFF WINNING PERCENTAGE

2008-09	Manny Malhotra	58.1
2013-14	Mark Letestu	57.4
2016-17	William Karlsson	53.5
2017-18	Brandon Dubinsky	63.0
2018-19	Brandon Dubinsky	56.5

### POINTS

2008-09	Rick Nash, R.J. Umberger	3
2013-14	Jack Johnson	7
2016-17	Cam Atkinson, Boone Jenner, William Karlsson, Brandon Saad	3
2017-18	Artemi Panarin	7
2018-19	Artemi Panarin	11

### POWER PLAY GOALS

2008-09	R.J. Umberger	2
2013-14	Ryan Johansen, Boone Jenner	2
2016-17	Boone Jenner, Zach Werenski	1
2017-18	Thomas Vanek, Zach Werenski, Cam Atkinson, Seth Jones	1
2018-19	Matt Duchene	3

### POINTS BY DEFENSEMAN

2008-09	Kris Russell	2
2013-14	Jack Johnson	7
2016-17	Markus Nutivaara, Jack Johnson	2
	Seth Jones	
2017-18	Seth Jones	5
2018-19	Seth Jones	9

### GOALS

2008-09	R.J. Umberger	3
2013-14	Jack Johnson, Boone Jenner	3
2016-17	Cam Atkinson, Boone Jenner, William Karlsson	2
2017-18	Matt Calvert	3
2018-19	Matt Duchene, Artemi Panarin	5

### SHORTHANDED GOALS

2008-09	-----	0
2013-14	Matt Calvert, Fedor Tyutin, Derek MacKenzie	1
2016-17	-----	0
2017-18	Matt Calvert	1
2018-19	Josh Anderson	1

### GOALS BY DEFENSEMAN

2008-09	Kris Russell	1
2013-14	Jack Johnson	3
2016-17	Zach Werenski, Jack Johnson, Markus Nutivaara	1
2017-18	Zach Werenski, Seth Jones	1
2018-19	Seth Jones	3

### ASSISTS

2008-09	Rick Nash, Raffi Torres	2
2013-14	Brandon Dubinsky	5
2016-17	Nick Foligno, Sam Gagner, Seth Jones, Brandon Saad	2
2017-18	Artemi Panarin	5
2018-19	Cam Atkinson, Seth Jones, Artemi Panarin	6

### GAME-WINNING GOALS

2008-09	-----	0
2013-14	Matt Calvert, Nick Foligno	1
2016-17	Boone Jenner	1
2017-18	Matt Calvert, Artemi Panarin	1
2018-19	Oliver Bjorkstrand, Matt Duchene	2

### HAT TRICKS

2008-09	-----	0
2013-14	-----	0
2016-17	-----	0
2017-18	-----	0
2018-19	-----	0

### PLUS/MINUS RATING

2008-09	Aaron Rome	2
2013-14	Matt Calvert, David Savard	2
2016-17	Matt Calvert, William Karlsson	4
2017-18	Matt Calvert	4
2018-19	Matt Duchene, Scott Harrington	4

### SHOTS ON GOAL

2008-09	Rick Nash	13
2013-14	Brandon Dubinsky	23
2016-17	Boone Jenner	16
2017-18	Cam Atkinson	25
2018-19	Cam Atkinson	33

### MULTI-POINT GAMES

2008-09	Kristian Huselius, Rick Nash	1
	Kris Russell, Raffi Torres	
2013-14	Jack Johnson, Brandon Dubinsky, Ryan Johansen	2
2016-17	Seven Players	1
2017-18	Artemi Panarin	3
2018-19	Seth Jones	3

### SHOOTING PERCENTAGE

2008-09	R.J. Umberger	33.3
2013-14	Jack Johnson	21.4
2016-17	William Karlsson	16.7
2017-18	Oliver Bjorkstrand	33.3
2018-19	Matt Duchene	27.8

# ALL-TIME PLAYOFFS STATISTICS



## INDIVIDUAL LEADERS BY SEASON

### MULTI-GOAL GAMES

2008-09	-----	0
2013-14	Matt Calvert	1
2016-17	Cam Atkinson	1
2017-18	Cam Atkinson, Matt Calvert, Nick Foligno	1
2018-19	Artemi Panarin, Alexandre Texier	1

### ICE TIME - ALL PLAYERS

2008-09	Fedor Tyutin	23:15
2013-14	Jack Johnson	29:20
2016-17	Seth Jones	26:03
2017-18	Seth Jones	30:37
2018-19	Seth Jones	28:32

### ICE TIME - FORWARDS

2008-09	Rick Nash	20:51
2013-14	Brandon Dubinsky	20:42
2016-17	Nick Foligno	20:24
2017-18	Cam Atkinson	26:36
2018-19	Artemi Panarin	21:44

### GAMES PLAYED BY GOALTENDER

2008-09	Steve Mason	4
2013-14	Sergei Bobrovsky	6
2016-17	Sergei Bobrovsky	5
2017-18	Sergei Bobrovsky	6
2018-19	Sergei Bobrovsky	10

### MINUTES PLAYED BY GOALTENDER

2008-09	Steve Mason	239
2013-14	Sergei Bobrovsky	378
2016-17	Sergei Bobrovsky	309
2017-18	Sergei Bobrovsky	415
2018-19	Sergei Bobrovsky	623

### GOALS-AGAINST AVERAGE

2008-09	Steve Mason	4.27
2013-14	Sergei Bobrovsky	3.17
2016-17	Sergei Bobrovsky	3.88
2017-18	Sergei Bobrovsky	3.18
2018-19	Sergei Bobrovsky	2.41

### SAVE PERCENTAGE

2008-09	Steve Mason	.878
2013-14	Sergei Bobrovsky	.908
2016-17	Sergei Bobrovsky	.882
2017-18	Sergei Bobrovsky	.900
2018-19	Sergei Bobrovsky	.925

### WINS

2008-09	-----	0
2013-14	Sergei Bobrovsky	2
2016-17	Sergei Bobrovsky	1
2017-18	Sergei Bobrovsky	2
2018-19	Sergei Bobrovsky	6

### LOSSES

2008-09	Steve Mason	4
2013-14	Sergei Bobrovsky	4
2016-17	Sergei Bobrovsky	4
2017-18	Sergei Bobrovsky	4
2018-19	Sergei Bobrovsky	4

## CAREER LEADERS

### GAMES PLAYED

1.	Cam Atkinson	27
	Brandon Dubinsky	27
	Boone Jenner	27
	David Savard	27
5.	Nick Foligno	24

### POINTS

1.	Cam Atkinson	18
	Artemi Panarin	18
3.	Seth Jones	16
4.	Boone Jenner	14
5.	4 players	10

### GOALS

1.	Cam Atkinson	7
	Boone Jenner	7
	Artemi Panarin	7
4.	Matt Calvert	6
5.	Matt Duchene	5
	Nick Foligno	5

### ASSISTS

1.	Seth Jones	12
2.	Cam Atkinson	11
	Artemi Panarin	11
4.	Boone Jenner	7
	David Savard	7
	Zach Werenski	7

### PLUS/MINUS RATING

1.	Matt Calvert	10
2.	Markus Nutivaara	6
3.	Matt Duchene	4
	Scott Harrington	4
	William Karlsson	4

### PENALTY MINUTES

1.	Josh Anderson	45
2.	Brandon Dubinsky	24
	Boone Jenner	24
4.	Pierre-Luc Dubois	20
5.	Mike Commodore	18
	Nick Foligno	18

### POWER PLAY GOALS

1.	Matt Duchene	3
	Boone Jenner	3
	Zach Werenski	3
4.	Ryan Johansen	2
	Seth Jones	2
	R.J. Umberger	2

### SHORTHANDED GOALS

1.	Matt Calvert	2
2.	Josh Anderson	1
	Derek MacKenzie	1
	Fedor Tyutin	1

### GAME-WINNING GOALS

1.	Oliver Bjorkstrand	2
	Matt Calvert	2
	Matt Duchene	2
4.	5 players	1

### OVERTIME GOALS

1.	Matt Calvert	2
2.	Matt Duchene	1
	Nick Foligno	1
	Artemi Panarin	1

### SHOTS ON GOAL

1.	Boone Jenner	88
2.	Cam Atkinson	85
3.	Seth Jones	52
4.	Zach Werenski	47
5.	Brandon Dubinsky	46

### SHOOTING PERCENTAGE (10 or more shots)

1.	Matt Duchene	27.8
2.	R.J. Umberger	25.0
3.	Artemi Panarin	17.1
4.	William Karlsson	16.7
5.	Matt Calvert	16.2

### FACE-OFF WINNING PERCENTAGE (30 or more)

1.	Manny Malhotra	58.1
2.	Derek MacKenzie	57.6
3.	Brandon Dubinsky	54.2
4.	William Karlsson	53.5
5.	Mark Letestu	52.8

### POINTS BY DEFENSEMAN

1.	Seth Jones	16
2.	Zach Werenski	10
3.	Jack Johnson	9
4.	David Savard	8
5.	Scott Harrington	4

### GOALS BY DEFENSEMAN

1.	Jack Johnson	4
	Seth Jones	4
3.	Zach Werenski	3
4.	5 players	3



# PLAYOFFS TEAM RECORDS

## CAREER LEADERS

### ICE TIME - ALL PLAYERS

1.	Seth Jones	28:32
2.	Jack Johnson	27:46
3.	Zach Werenski	25:21
4.	James Wisniewski	24:45
5.	Artemi Panarin	23:20

### ICE TIME - FORWARDS

1.	Artemi Panarin	23:20
2.	Rick Nash	20:52
3.	Cam Atkinson	20:07
4.	Pierre-Luc Dubois	19:36
5.	Ryan Johansen	19:03

### GAMES PLAYED BY GOALTENDER

1.	Sergei Bobrovsky	27
2.	Steve Mason	4

### MINUTES PLAYED BY GOALTENDER

1.	Sergei Bobrovsky	1,725
2.	Steve Mason	239

### GOALS-AGAINST AVERAGE

1.	Sergei Bobrovsky	3.03
2.	Steve Mason	4.26

### SAVE PERCENTAGE

1.	Sergei Bobrovsky	.908
2.	Steve Mason	.878

### WINS

1.	Sergei Bobrovsky	11
----	------------------	----

### LOSSES

1.	Sergei Bobrovsky	16
2.	Steve Mason	4

### DECISIONS

1.	Sergei Bobrovsky	27
2.	Steve Mason	4

### ASSISTS

1.	Steve Mason	1
----	-------------	---

## OVERTIME RESULTS

DATE	OPPONENT	GAME-WINNING GOAL	ASSIST(S)	GOALTENDER	TIME (OT)	RESULT
Apr. 19, 2014	at Pittsburgh	Matt Calvert	Cam Atkinson, Brandon Dubinsky	Marc-Andre Fleury	1:10 (2nd)	4-3 W
Apr. 23, 2014	Pittsburgh	Nick Foligno	R.J. Umberger, James Wisniewski	Marc-Andre Fleury	2:49 (1st)	4-3 W
Apr. 16, 2017	Pittsburgh	Jake Guentzel	Sidney Crosby	Sergei Bobrovsky	13:10 (1st)	4-5 L
Apr. 12, 2018	at Washington	Artemi Panarin	Ian Cole, Pierre-Luc Dubois	Philipp Grubauer	6:02 (1st)	4-3 W
Apr. 15, 2018	at Washington	Matt Calvert	Zach Werenski, Josh Anderson	Braden Holtby	12:22 (1st)	5-4 W
Apr. 17, 2018	Washington	Lars Eller	Brett Connolly, Devante Smith-Pelley	Sergei Bobrovsky	9:00 (2nd)	2-3 L
Apr. 21, 2018	at Washington	Nicklas Backstrom	Dmitry orlov, Chandler Stephenson	Sergei Bobrovsky	11:53 (1st)	3-4 L
Apr. 25, 2019	at Boston	Charlie Coyle	Marcus Johansson, Danton Heinen	Sergei Bobrovsky	5:15 (1st)	2-3 L
Apr. 27, 2019	at Boston	Matt Duchene (PP)	Artemi Panarin, Cam Atkinson	Tuukka Rask	3:42 (2nd)	3-2 W

## STREAKS

### LONGEST WINNING

Overall	4	4/10/19-4/16/19
Home	3	4/14/19-4/30/19
Road	2 (2x)	4/12/18-4/15/18 & 4/10/19-4/12/19

### LONGEST LOSING

Overall	5	4/16/09-4/16/14
Home	3 (2x)	4/26/14-4/16/14
Road	4	4/17/18-4/23/18 & 4/26/14-4/20/17

### LONGEST SHUTOUT STREAK

Overall	103:16	4/16-4/21/09
Home	61:50	4/23-4/28/14
Road	91:40	4/19-4/26/14

### LONGEST SCORELESS STREAK

Overall	144:27	4/16-4/21/09
Home	111:14	5/2/19-current
Road	99:46	4/26/14-4/12/17

### MOST CONSECUTIVE GAMES WITHOUT BEING SHUTOUT

Overall	28	4/21/09-5/4/19
Home	14	4/21/09-5/2/19
Road	14	4/16/14-current

### MOST CONSECUTIVE GAMES SCORING A POWER PLAY GOAL

Overall	4 (2x)	4/21/09-4/19/14 (6g) & 4/10/19-4/16/19 (4g)
Home	3 (2x)	4/14/19-4/30/19 (3g)
Road	3 (2x)	4/20/17-4/15/18 (5g)

### MOST CONSECUTIVE GAMES ALLOWING A POWER PLAY GOAL

Overall	9	4/16/17-4/23/18 (13g allowed)
Home	7	4/23/14-4/23/18 (7g allowed)
Road	6	4/16/09-4/12/17 (9g allowed)

### MOST CONSECUTIVE GAMES SCORING A SHORTHANDED GOAL

Overall	2	4/16/14-4/19/14
Home	1	4/28/14
Road	2 (2x)	4/21/18-4/10/19

### MOST CONSECUTIVE GAMES ALLOWING A SHORTHANDED GOAL

Overall	2	4/23/18-4/10/19
Home	1 (3x)	4/23/18
Road	1 (3x)	4/25/19



# PLAYOFFS TEAM RECORDS



## SINGLE GAME RECORDS

### GOALS

#### MOST GOALS SCORED

<b>Overall</b>	7	4/16/19 vs. Tampa Bay (7-3 W)
<b>Home</b>	7	4/16/19 vs. Tampa Bay (7-3 W)
<b>Road</b>	5	4/15/18 at Washington (5-4 OTW) 4/12/19 at Tampa Bay (5-1 W)

#### MOST GOALS AGAINST

<b>Overall</b>	6	4/23/09 vs. Detroit (5-6 L) 4/23/18 vs. Washington (3-6 L)
<b>Home</b>	6	4/23/09 vs. Detroit (5-6 L) 4/23/18 vs. Washington (3-6 L)
<b>Road</b>	5	4/20/17 at Pittsburgh (2-5 L)

### SHOTS

#### MOST SHOTS

<b>Overall</b>	51	4/20/17 at Pittsburgh (2-5 L)
<b>Home</b>	46	4/23/14 vs. Pittsburgh (4-3 OTW)
<b>Road</b>	51	4/20/17 at Pittsburgh (2-5 L)

#### MOST SHOTS AGAINST

<b>Overall</b>	58	4/15/18 at Washington (5-4 OTW)
<b>Home</b>	47	4/16/17 vs. Pittsburgh (4-5 OTL)
<b>Road</b>	58	4/15/18 at Washington (5-4 OTW)

### PENALTIES

#### MOST PENALTY MINUTES

<b>Overall</b>	34	4/18/09 at Detroit (0-4 L); 13 pen.
<b>Home</b>	22	5/2/19 vs. Boston (1-4 L); 7 pen.
<b>Road</b>	34	4/18/09 at Detroit (0-4 L); 13 pen.

#### MOST PENALTY MINUTES AGAINST

<b>Overall</b>	38	4/12/19 at Tampa Bay (5-1 W); 8 pen.
<b>Home</b>	14	4/23/14 vs. Pittsburgh (4-3 OTW); 6 pen.
<b>Road</b>	38	4/12/19 at Tampa Bay (5-1 W); 8 pen.

#### MOST PENALTY MINUTES, BOTH TEAMS

<b>Overall</b>	59	4/12/19 at Tampa Bay (5-1 W); CBJ-21, TBL-38
<b>Home</b>	30	5/2/19 vs. Boston (1-4 L); CBJ-22, BOS-8
<b>Road</b>	59	4/12/19 at Tampa Bay (5-1 W); CBJ-21, TBL-38

#### MOST PENALTIES

<b>Overall</b>	13	4/18/09 at Detroit (0-4 L); 34 PIM
<b>Home</b>	7	4/23/09 vs. Detroit (5-6 L); 14 PIM 5/2/19 vs. Boston (1-4 L); 22 PIM
<b>Road</b>	13	4/18/09 at Detroit (0-4 L); 34 PIM

#### MOST GOALS BOTH TEAMS

<b>Overall</b>	11	4/23/09 vs. Detroit (5-6 L)
<b>Home</b>	11	4/23/09 vs. Detroit (5-6 L)
<b>Road</b>	9	4/15/18 at Washington (5-4 OTW)

#### LARGEST MARGIN OF VICTORY

<b>Overall</b>	4	4/12/19 at Tampa Bay (5-1 W) 4/16/19 vs. Tampa Bay (7-3 W)
<b>Home</b>	4	4/16/19 vs. Tampa Bay (7-3 W)
<b>Road</b>	4	4/12/19 at Tampa Bay (5-1 W)

#### LARGEST MARGIN OF DEFEAT

<b>Overall</b>	4	4/18/09 at Detroit (0-4 L)
<b>Home</b>	3 (3x)	4/23/18 vs. Washington (3-6 L)
<b>Road</b>	4	4/18/09 at Detroit (0-4 L)

#### MOST SHOTS, BOTH TEAMS

<b>Overall</b>	88	4/15/18 at Washington (5-4 OTW); CBJ-30, WSH-58
<b>Home</b>	86	5/2/19 vs. Boston (1-4 L); CBJ-40, BOS-46
<b>Road</b>	88	4/15/18 at Washington (5-4 OTW); CBJ-30, WSH-58

#### FEWEST SHOTS

<b>Overall</b>	20	4/21/14 vs. Pittsburgh (3-4 L)
<b>Home</b>	20	4/21/14 vs. Pittsburgh (3-4 L)
<b>Road</b>	21	4/16/09 at Detroit (1-4 L)

#### MOST PENALTIES AGAINST

<b>Overall</b>	8	4/12/19 at Tampa Bay (5-1 W); 38 PIM
<b>Home</b>	6	4/23/14 vs. Pittsburgh (4-3 OTW); 14 PIM
<b>Road</b>	8	4/12/19 at Tampa Bay (5-1 W); 38 PIM

#### MOST PENALTIES, BOTH TEAMS

<b>Overall</b>	17	4/18/09 at Detroit (0-4 L); CBJ-13, DET-4
<b>Home</b>	11 (2x)	5/2/19 vs. Boston (1-4 L); CBJ-7, BOS-4
<b>Road</b>	17	4/18/09 at Detroit (0-4 L); CBJ-13, DET-4

#### FEWEST PENALTY MINUTES

<b>Overall</b>	2 (2x)	5/6/19 vs. Boston (0-3 L); 1 pen.
<b>Home</b>	2 (2x)	5/6/19 vs. Boston (0-3 L); 1pen.
<b>Road</b>	4 (2x)	5/4/19 at Boston (3-4 L); 2 pen.

#### FEWEST PENALTY MINUTES AGAINST

<b>Overall</b>	4 (4x)	5/4/19 at Boston (3-4 L); 2 pen.
<b>Home</b>	4 (2x)	4/16/19 vs. Tampa Bay (7-3 W); 2 pen.
<b>Road</b>	4 (2x)	5/4/19 at Boston (3-4 L); 2 pen.

#### MOST CONSECUTIVE GOALS

<b>Overall</b>	4 (3x)	4/16/19 vs. Tampa Bay (7-3 W)
<b>Home</b>	4	4/23/14 vs. Pittsburgh (4-3 OTW) 4/16/19 vs. Tampa Bay (7-3 W)
<b>Road</b>	4	4/10/19 at Tampa Bay (4-3 W)

#### MOST CONSECUTIVE GOALS AGAINST

<b>Overall</b>	4 (3x)	4/15/18 at Washington (5-4 OTW)
<b>Home</b>	4	4/28/14 vs. Pittsburgh (3-4 L)
<b>Road</b>	4	4/18/09 at Detroit (0-4 L) 4/15/18 at Washington (5-4 OTW)

#### FEWEST SHOTS AGAINST

<b>Overall</b>	24	4/12/19 at Tampa Bay (5-1 W)
<b>Home</b>	25	4/23/14 vs. Pittsburgh (4-3 OTW)
<b>Road</b>	24	4/12/19 at Tampa Bay (5-1 W)

#### FEWEST SHOTS, BOTH TEAMS

<b>Overall</b>	51	4/12/19 at Tampa Bay (5-1 W) CBJ-27, TBL-24
<b>Home</b>	55	4/28/14 vs. Pittsburgh (3-4 L); CBJ-27, PIT-28
<b>Road</b>	51	4/12/19 at Tampa Bay (5-1 W) CBJ-27, TBL-24

#### FEWEST PENALTY MINUTES, BOTH TEAMS

<b>Overall</b>	8	5/4/19 at Boston (3-4 L); CBJ-4, BOS-4
<b>Home</b>	10	4/16/17 vs. Pittsburgh (4-5 OTL); CBJ-6, PIT-4
<b>Road</b>	8	5/4/19 at Boston (3-4 L); CBJ-4, BOS-4

#### FEWEST PENALTIES

<b>Overall</b>	1 (2x)	5/6/19 vs. Boston (0-3 L); 2 PIM
<b>Home</b>	1 (2x)	5/6/19 vs. Boston (0-3 L); 2 PIM
<b>Road</b>	2 (2x)	5/4/19 at Boston (3-4 L); 4 PIM

#### FEWEST PENALTIES AGAINST

<b>Overall</b>	2 (4x)	5/4/19 at Boston (3-4 L); 4 PIM
<b>Home</b>	2 (2x)	4/16/19 vs. Tampa Bay (7-3 W); 4 PIM
<b>Road</b>	2 (2x)	5/4/19 at Boston (3-4 L); 4 PIM

#### FEWEST PENALTIES, BOTH TEAMS

<b>Overall</b>	3	4/16/19 vs. Tampa Bay (7-3 W); CBJ-1, TBL-2
<b>Home</b>	3	4/16/19 vs. Tampa Bay (7-3 W); CBJ-1, TBL-2
<b>Road</b>	4	5/4/19 at Boston (3-4 L); CBJ-2, BOS-2



# PLAYOFFS TEAM RECORDS

## SINGLE GAME RECORDS CONTINUED

### SPECIAL TEAMS

#### MOST POWER PLAY GOALS

<b>Overall</b>	2 (7x)	4/27/19 at Boston (3-2 2OTW); 4 att.
<b>Home</b>	2 (2x)	4/23/14 vs. Pittsburgh (4-3 OTW); 6 att.
<b>Road</b>	2 (5x)	4/27/19 at Boston (3-2 2OTW); 4 att.

#### MOST POWER PLAY ATTEMPTS

<b>Overall</b>	6 (2x)	4/23/14 vs. Pittsburgh (4-3 OTW); 2 PPG
<b>Home</b>	6	4/23/14 vs. Pittsburgh (4-3 OTW); 2 PPG
<b>Road</b>	6	4/19/14 at Pittsburgh (4-3 OTW); 2 PPG

#### MOST POWER PLAY GOALS AGAINST

<b>Overall</b>	3 (3x)	4/15/18 at Washington (5-4 OTW); 7 att.
<b>Home</b>	3	4/23/09 vs. Detroit (5-6 L); 6 att.
<b>Road</b>	3 (2x)	4/15/18 at Washington (5-4 OTW); 7 att.

#### MOST POWER PLAY ATTEMPTS AGAINST

<b>Overall</b>	10	4/18/09 at Detroit (0-4 L); 3 PPG
<b>Home</b>	6 (3x)	5/2/19 vs. Boston (1-4 L); 2 PPG
<b>Road</b>	10	4/18/09 at Detroit (0-4 L); 3 PPG

#### HIGHEST POWER PLAY EFFICIENCY (Multiple Attempts)

<b>Overall</b>	2-of-2	4/23/09 vs. Detroit (5-6 L)
<b>Home</b>	2-of-2	4/23/09 vs. Detroit (5-6 L)
<b>Road</b>	2-of-4 (4x)	4/27/19 at Boston (3-2 2OTW)

#### LOWEST POWER PLAY EFFICIENCY

<b>Overall</b>	0-of-5	4/16/09 at Detroit (1-4 L) 4/21/18 at Washington (3-4 OTL)
<b>Home</b>	0-of-4 (5x)	5/6/19 vs. Boston (0-3 L)
<b>Road</b>	0-of-5	4/16/09 at Detroit (1-4 L) 4/21/18 at Washington (3-4 OTL)

#### HIGHEST PENALTY KILLING EFFICIENCY

<b>Overall</b>	6-of-6	4/21/14 vs. Pittsburgh (3-4 L)
<b>Home</b>	6-of-6	4/21/14 vs. Pittsburgh (3-4 L)
<b>Road</b>	4-of-4	4/25/19 at Boston (2-3 OTL)

#### LOWEST PENALTY KILLING EFFICIENCY

<b>Overall</b>	1-of-3	4/16/14 at Pittsburgh (3-4 L)
<b>Home</b>	3-of-6	4/23/09 vs. Detroit (5-6 L)
<b>Road</b>	1-of-3	4/16/14 at Pittsburgh (3-4 L)

#### MOST SHORTHANDED GOALS SCORED

<b>Overall</b>	1 (5x)	4/10/19 at Tampa Bay (4-3 W)
<b>Home</b>	1	4/28/14 vs. Pittsburgh (3-4 L)
<b>Road</b>	1 (4x)	4/10/19 at Tampa Bay (4-3 W)

#### MOST SHORTHANDED GOALS AGAINST

<b>Overall</b>	1 (6x)	4/25/19 at Boston (2-3 OTL)
<b>Home</b>	1 (3x)	4/23/18 vs. Washington (3-6 L)
<b>Road</b>	1(3x)	4/25/19 at Boston (2-3 OTL)

## SINGLE PERIOD RECORDS

### GOALS

#### MOST GOALS SCORED

<b>Overall</b>	4	4/23/09 vs. Detroit, 2nd per. (5-6 L)
<b>Home</b>	4	4/23/09 vs. Detroit, 2nd per. (5-6 L)
<b>Road</b>	3 (3x)	5/4/19 at Boston, 3rd per. (3-4 L)

#### MOST GOALS AGAINST

<b>Overall</b>	3 (9x)	5/4/19 at Boston, 3rd per. (3-4 L)
<b>Home</b>	3 (4x)	4/23/18 vs. Washington, 3rd per. (3-6 L)
<b>Road</b>	3 (5x)	5/4/19 at Boston, 3rd per. (3-4 L)

#### MOST GOALS, BOTH TEAMS

<b>Overall</b>	6 (2x)	5/4/19 at Boston, 3rd per. (3-4 L); CBJ, 3-3
<b>Home</b>	6	4/23/09 vs. Detroit, 2nd per. (5-6 L); DET, 4-2
<b>Road</b>	6	5/4/19 at Boston, 3rd per. (3-4 L); CBJ 3-3

## FASTEST GOALS

#### FASTEST GOAL START OF GAME

<b>Overall</b>	0:11	Cam Atkinson - 4/16/17 vs. Pittsburgh (4-5 OTL)
<b>Home</b>	0:11	Cam Atkinson - 4/16/17 vs. Pittsburgh (4-5 OTL)
<b>Road</b>	5:07	Ryan Johansen - 4/19/14 at Pittsburgh (4-3 OTW)

#### FASTEST GOAL START OF PERIOD

<b>Overall</b>	0:11	Cam Atkinson - 4/16/17 vs. Pittsburgh, in 1st per. (4-5 OTL)
<b>Home</b>	0:11	Cam Atkinson - 4/16/17 vs. Pittsburgh, in 1st per. (4-5 OTL)
<b>Road</b>	0:43	Derek MacKenzie - 4/16/14 at Pittsburgh, in 2nd per. (3-4 L)

#### FASTEST GOAL START OF OVERTIME

<b>Overall</b>	2:49	Nick Foligno - 4/23/14 vs. Pittsburgh (4-3 OTW)
<b>Home</b>	2:49	Nick Foligno - 4/23/14 vs. Pittsburgh (4-3 OTW)
<b>Road</b>	6:02	Artemi Panarin - 4/12/18 at Washington (4-3 OTW)

#### FASTEST GOAL AGAINST START OF GAME

<b>Overall</b>	1:07	Tomas Holmstrom - 4/21/09 vs. Detroit (1-4 L)
<b>Home</b>	1:07	Tomas Holmstrom - 4/21/09 vs. Detroit (1-4 L)
<b>Road</b>	2:12	Jay Beagle - 4/15/18 at Washington (5-4 OTW)

#### FASTEST GOAL AGAINST START OF PERIOD

<b>Overall</b>	0:34	Brandon Sutter - 4/28/14 vs. Pittsburgh, in 2nd per. (3-4 L)
<b>Home</b>	0:34	Brandon Sutter - 4/28/14 vs. Pittsburgh, in 2nd per. (3-4 L)
<b>Road</b>	1:07	Bryan Rust - 4/20/17 at Pittsburgh, in 2nd per. (2-5 L)

#### FASTEST GOAL AGAINST START OF OVERTIME

<b>Overall</b>	5:15	Charlie Coyle - 4/25/19 at Boston (2-3 OTL)
<b>Home</b>	13:10	Jake Guentzel - 4/16/17 vs. Pittsburgh (4-5 OTL)
<b>Road</b>	5:15	Charlie Coyle - 4/25/19 at Boston (2-3 OTL)

# PLAYOFFS TEAM/PLAYER RECORDS



## SINGLE GAME RECORDS CONTINUED

### PENALTIES

#### MOST PENALTY MINUTES

<b>Overall</b>	26	4/18/09 at Detroit, 3rd per. (0-4 L); 9 pen.
<b>Home</b>	12	5/2/19 vs. Boston 3rd per. (1-4 L); 2 pen.
<b>Road</b>	26	4/18/09 at Detroit, 3rd per. (0-4 L); 9 pen.

#### MOST PENALTY MINUTES AGAINST

<b>Overall</b>	27	4/12/19 at Tampa Bay, 3rd per. (5-1 W); 4 pen.
<b>Home</b>	8	4/23/14 vs. Pittsburgh, 2nd per. (4-3 OTW); 4 pen.
<b>Road</b>	27	4/12/19 at Tampa Bay, 3rd per. (5-1 W); 4 pen.

### SHOTS

#### MOST SHOTS

<b>Overall</b>	19	4/20/17 at Pittsburgh, 3rd per. (2-5 L)
<b>Home</b>	18	4/23/14 vs. Pittsburgh, 2nd per. (4-3 OTW)
<b>Road</b>	19	4/20/17 at Pittsburgh, 3rd per. (2-5 L)

#### MOST SHOTS AGAINST

<b>Overall</b>	21 (3x)	5/2/19 vs. Boston, 3rd per. (1-4 L)
<b>Home</b>	21	5/2/19 vs. Boston, 3rd per. (1-4 L)
<b>Road</b>	21 (2x)	4/15/18 at Washington, 3rd per. (5-4 OTW)

#### MOST SHOTS, BOTH TEAMS

<b>Overall</b>	34	5/2/19 vs. Boston, 3rd per. (1-4 L); BOS- 21, CBJ- 13
<b>Home</b>	34	5/2/19 vs. Boston, 3rd per. (1-4 L); BOS-21, CBJ-13

#### MOST PENALTY MINUTES, BOTH TEAMS

<b>Overall</b>	41	4/12/19 at Tampa Bay, 3rd per. (5-1 W); 7 pen.
<b>Home</b>	14	5/2/19 vs. Boston, 3rd per. (1-4 L); 3 pen.
<b>Road</b>	41	4/12/19 at Tampa Bay, 3rd per. (5-1 W); 7 pen.

#### MOST PENALTIES

<b>Overall</b>	9	4/18/09 at Detroit, 3rd per. (0-4 L); 26 PIM
<b>Home</b>	4	4/23/09 vs. Detroit, 1st per. (5-6 L); 8 PIM
<b>Road</b>	9	4/18/09 at Detroit, 3rd per. (0-4 L); 26 PIM

#### MOST SHOTS, BOTH TEAMS (CONT.)

<b>Road</b>	29	4/26/14 at Pittsburgh, 2nd per. (1-3 L); PIT-21, CBJ-8
-------------	----	---

#### FEWEST SHOTS

<b>Overall</b>	2	4/16/09 at Detroit, 3rd per. (1-4 L)
<b>Home</b>	5 (2x)	4/16/19 vs. Tampa Bay, 3rd per. (7-3 W)
<b>Road</b>	2	4/16/09 at Detroit, 3rd per. (1-4 L)

#### FEWEST SHOTS AGAINST

<b>Overall</b>	1	4/21/18 at Washington, 3rd per. (3-4 L)
<b>Home</b>	3	4/14/19 vs. Tampa Bay, 1st per. (3-1 W)
<b>Road</b>	1	4/21/17 at Washington, 3rd per. (3-4 L)

#### MOST PENALTIES AGAINST

<b>Overall</b>	4 (2x)	4/12/19 at Tampa Bay, 3rd per. (5-1 W); 27 PIM
<b>Home</b>	3 (5x)	5/6/19 vs. Boston, 2nd per. (0-3 L); 6 PIM
<b>Road</b>	4 (2x)	4/12/19 at Tampa Bay, 3rd per. (5-1 W); 27 PIM

#### MOST PENALTIES, BOTH TEAMS

<b>Overall</b>	12	4/18/09 at Detroit, 3rd per. (0-4 L); CBJ-9, DET-3
<b>Home</b>	6 (2x)	4/23/14 vs. Pittsburgh, 1st per. (4-3 W); CBJ-3, PIT-3
<b>Road</b>	12	4/18/09 at Detroit, 3rd per. (0-4 L); CBJ-9, DET-3

#### FEWEST SHOTS, BOTH TEAMS

<b>Overall</b>	10	4/16/09 at Detroit, 3rd per. (1-4 L); DET, 8-2
<b>Home</b>	13	4/17/18 vs. Washington, 1OT (2-3 2OTL); CBJ 7-6
<b>Road</b>	10	4/16/09 at Detroit, 3rd per. (1-4 L); DET, 8-2

#### MOST SHOTS IN OVERTIME

15	4/27/19 at Boston (2OT)
----	-------------------------

#### MOST SHOTS AGAINST IN OVERTIME

10	4/27/19 at Boston (2OT)
----	-------------------------

#### MOST SHOTS IN OVERTIME, BOTH TEAMS

25	4/27/19 at Boston (2OT)
----	-------------------------

## INDIVIDUAL PLAYER RECORDS

### SINGLE GAME

#### MOST GOALS

2 (7x)	Artemi Panarin – 4/27/19 at Boston (3-2 2OTW)
	Alexandre Texier – 4/16/19 vs. Tampa Bay (7-3 W)
	Nick Foligno – 4/23/18 vs. Washington (3-6 L)
	Matt Calvert – 4/21/18 at Washington (3-4 OTL)
	Cam Atkinson – 4/15/18 at Washington (5-4 OTW)
	Cam Atkinson – 4/16/17 vs. Pittsburgh (4-5 OTL)
	Matt Calvert – 4/19/14 at Pittsburgh (4-3 OTW)

#### MOST GOALS - DEFENSEMAN

1	Multiple Players
---	------------------

#### MOST GOALS – ROOKIE

2	Alexandre Texier – 4/16/19 vs. Tampa Bay (7-3 W)
---	--

#### MOST POWER PLAY GOALS

1	Multiple Players
---	------------------

#### MOST ASSISTS

3	Matt Duchene – 4/12/19 at Tampa Bay (5-1 W)
---	---

#### MOST ASSISTS - DEFENSEMAN

2 (8x)	Seth Jones – 4/27/19 at Boston (3-2 2OTW)
--------	---

#### MOST ASSISTS – ROOKIE

2	Pierre-Luc Dubois – 4/12/18 at Washington (4-3 OTW)
---	---

#### MOST POINTS

4	Matt Duchene (1-3-4) 4/12/19 at Tampa Bay (5-1 W)
---	--

#### MOST POINTS - DEFENSEMAN

3	Zach Werenski (1-2-3) 4/15/18 at Washington (5-4 OTW)
---	--

#### MOST POINTS – ROOKIE

2 (3x)	Alexandre Texier – 4/16/19 vs. Tampa Bay (7-3 W); 2g Pierre-Luc Dubois – 4/12/18 at Washington (4-3 OTW); 2a Markus Nutivaara – 4/18/17 vs. Pittsburgh (5-4 W); 1g, 1a
--------	--

#### MOST SHOTS

9	Brandon Dubinsky – 4/19/14 at Pittsburgh (4-3 OTW); 0g
---	--

#### MOST SHOTS - DEFENSEMAN

7 (3x)	Seth Jones – 5/6/19 vs. Boston (0-3 L); 0g
--------	--

#### MOST SHOTS – ROOKIE

6	Zach Werenski – 4/12/17 at Pittsburgh (1-3 L); 0g Jakub Voracek – 4/23/09 vs. Detroit (5-6 L); 0g
---	--

#### MOST PENALTY MINUTES

15	Josh Anderson – 4/12/18 at Washington (5-4 OTW); 2 pen.
----	---

#### MOST PENALTY MINUTES - DEFENSEMAN

12	Mike Commodore – 4/18/09 vs. Detroit (0-4 L); 2 pen.
----	--



# PLAYOFFS PLAYER RECORDS & FIRSTS

## SINGLE GAME RECORDS CONTINUED

### MOST PENALTY MINUTES – ROOKIE

6 Jakub Voracek – 4/18/09 at Detroit (0-4 L); 3 pen.

### HIGHEST PLUS/MINUS

+3 Artemi Panarin & Matt Duchene – 4/16/19 vs. Tampa Bay (7-3 W)  
Josh Anderson & William Karlsson – 4/18/17 vs. Pittsburgh (5-4 W)

### HIGHEST PLUS/MINUS - DEFENSEMAN

+2 (8x) Adam Clendening, Scott Harrington, Seth Jones & Zach Werenski – 4/16/19 vs. Tampa Bay (7-3 W)

### HIGHEST PLUS/MINUS – ROOKIE

+2 Gabriel Carlsson & Markus Nutivaara  
4/18/17 vs. Pittsburgh (5-4 W)  
Aaron Rome – 4/23/09 vs. Detroit (5-6 L)

### LOWEST PLUS/MINUS

-4 Cam Atkinson – 4/23/18 vs. Washington (3-6 L)

### MOST ICE TIME – FORWARD (REG. GAME)

25:39 Artemi Panarin – 4/23/18 vs. Washington (3-6 L)

### MOST ICE TIME – DEFENSEMAN (REG. GAME)

30:47 Jack Johnson – 4/28/14 vs. Pittsburgh (3-4 L)

### MOST ICE TIME – FORWARD (OT GAME)

32:10 Artemi Panarin – 4/27/19 at Boston (3-2 2OTW)

### MOST ICE TIME – DEFENSEMAN (OT GAME)

38:21 Jack Johnson – 4/19/14 at Pittsburgh (4-3 2OTW)

### MOST FACE-OFFS WON

18 Brandon Dubinsky – 4/17/18 vs. Washington (2-3 2OTL)

### MOST SAVES BY A GOALTENDER

54 Sergei Bobrovsky – 4/15/18 at Washington (5-4 OTW)

## STREAKS

### CONSECUTIVE GAMES PLAYED

27 Cam Atkinson, 4/16/14 - current  
Sergei Bobrovsky, 4/16/14 - 5/6/19  
Brandon Dubinsky, 4/16/14 - current  
Boone Jenner, 4/16/14 - current  
David Savard, 4/16/14 - current

### CONSECUTIVE GAMES WITH GOALS

3 Matt Duchene, 4/12-4/16/19; 3g  
Jack Johnson, 4/16-4/21/14; 3g  
Boone Jenner, 4/21-4/26/14; 3g

### CONSECUTIVE GAMES WITH ASSISTS

4 Seth Jones, 4/14-4/27/19; 6a  
Zach Werenski, 4/10-4/16/19; 4a  
Ryan Johansen, 4/19-4/26/14; 4a  
Brandon Dubinsky, 4/16-4/23/14; 5a

### CONSECUTIVE GAMES WITH POINTS

6 Artemi Panarin, 4/10-4/27/19; 5g, 4a

### MOST CONSECUTIVE GAMES WITH SHOT ON GOAL

26 Cam Atkinson, 4/19/14 – current; 85 shots

### MOST CONSECUTIVE GAMES PLAYED - GOALTENDER

27 Sergei Bobrovsky, 4/16/14 - 5/6/19

### MOST CONSECUTIVE GAMES STARTED - GOALTENDER

27 Sergei Bobrovsky, 4/16/14 - 5/6/19

### CONSECUTIVE WINS - GOALTENDER

4 Sergei Bobrovsky, 4/10-4/16/19

### CONSECUTIVE GAMES UNBEATEN - GOALTENDER

4 Sergei Bobrovsky, 4/10-4/16/19

### LONGEST SHUTOUT STREAK

103:16 Sergei Bobrovsky, 4/19-4/21/14

### MOST CONSECUTIVE GAMES WITH SV% ABOVE .900

7 Sergei Bobrovsky, 4/12-5/2/19

### MOST CONSECUTIVE GAMES WITH 30 OR MORE SAVES

3 Sergei Bobrovsky, 4/30-5/4/19 (110 saves)  
Sergei Bobrovsky, 4/14-4/25/19 (94 saves)

### MOST CONSECUTIVE STARTS ALLOWING THREE GOALS OR LESS

7 Sergei Bobrovsky, 4/10 - 4/30/19

## FRANCHISE FIRSTS

### FIRST GAME

HOME 4/21/09 vs. Detroit (1-4 L)  
AWAY 4/16/09 at Detroit (1-4 L)

### FIRST PLAYOFF GAME ROSTER

4/16/09 at Detroit

No.	Player	Position
1	Steve Mason	Goaltender
3	Marc Methot	Defense
8	Jan Hejda	Defense
10	Kris Russell	Defense
14	Raffi Torres	Left Wing
18	R.J. Umberger	Center
19	Micahel Peca	Center
20	Kristian Huselius	Left Wing
22	Mike Commodore	Defense
25	Jason Chimera	Left Wing
27	Manny Malhotra	Center
29	Jason Williams	Center
33	Fredrik Modin	Left Wing
34	Wade Dubielewicz	Goaltender
40	Jared Boll	Right Wing
50	Antoine Vermette	Center
51	Fedor Tyutin	Defense
61	Rick Nash	Left Wing
93	Jakub Voracek	Right Wing
97	Rotislav Klesla	Defense

### FIRST STARTING LINEUP

Center: Manny Malhotra  
Left Wing: Kristian Huselius  
Right Wing: Rick Nash  
Defense: Jan Hejda  
Defense: Mike Commodore  
Goaltender: Steve Mason

### FIRST WIN

Home 4/23/14 vs. Pittsburgh (4-3, OT)  
Road 4/19/14 at Pittsburgh (4-3, 2OT)

### FIRST LOSS

Home 4/21/09 vs. Detroit (1-4)  
Road 4/16/09 at Detroit (1-4)

### FIRST OVERTIME WIN

Home 4/23/14 vs. Pittsburgh (4-3, OT)  
Road 4/19/14 at Pittsburgh (4-3, 2OT)

### FIRST OVERTIME LOSS

Home 4/16/17 vs. Pittsburgh (5-4, OT)  
Road 4/21/18 at Washington (3-4, OT)

**FIRST GOAL**

**Home** R.J. Umberger (Rick Nash, Jason Williams), at 16:07 of 3rd period vs. Detroit's Chris Osgood on 4/21/09 (1-4 L)  
**Road** R.J. Umberger (Jakub Voracek) at 11:40 of 2nd period at Detroit's Chris Osgood on 4/16/09 (1-4 L)

**FIRST GOAL AGAINST**

**Home** Thomas Holmstrom (Marian Hossa) at 1:07 of 1st period against Steve Mason vs. Detroit on 4/21/09 (1-4 L)  
**Road** Jiri Hudler (Valterri Filppula, Mikael Samuelsson) at 10:48 of 2nd period against Steve Mason at Detroit on 4/16/09 (3-4 L)

**FIRST GOAL BY DEFENSEMAN**

**Home** Kris Russell (Raffi Torres) at 15:45 of 2nd period vs. Detroit's Chris Osgood on 4/21/09 (1-4 L)  
**Road** Jack Johnson (Brandon Dubinsky) at 6:20 of 1st period at Pittsburgh's Marc-Andre Fleury on 4/16/14 (3-4 L)

**FIRST POWER PLAY GOAL**

**Home** R.J. Umberger (Rick Nash, Jason Williams), at 16:07 of 3rd period vs. Detroit's Chris Osgood on 4/21/09 (1-4 L)  
**Road** Mark Letestu (Jack Johnson, Boone Jenner) at 17:58 of 1st period at Pittsburgh's Marc-Andre Fleury on 4/16/14 (3-4 L)

**FIRST SHORTHANDED GOAL**

**Home** Fedor Tyutin (Matt Calvert, Jack Johnson), at 10:21 of 3rd period vs. Pittsburgh's Marc-Andre Fleury on 4/28/14 (3-4 L)  
**Road** Derek MacKenzie (unassisted) at 0:43 of the 2nd period at Pittsburgh's Marc-Andre Fleury on 4/16/14 (3-4 L)

**FIRST GAME-WINNING GOAL**

**Home** Nick Foligno at 2:49 of overtime on 4/23/14 vs. Pittsburgh's Marc-Andre Fleury (4-3 OTW)  
**Road** Matt Calvert at 21:10 of overtime on 4/19/14 at Pittsburgh's Marc-Andre Fleury (4-3 2OTW)

**FIRST EMPTY NET GOAL**

**Home** Cam Atkinson vs. Tampa Bay on 4/14/19 (3-1 W)  
**Road** -

**FIRST FACEOFF**

Manny Malhotra vs. Detroit's Henrik Zetterberg on 4/16/09, won (1-4 L)

**FIRST SHOT ON GOAL**

Rotislav Klesla at 0:30 of 1st period at Detroit on 4/16/09 (1-4 L)

**FIRST MINOR PENALTY**

Antoine Vermette at 4:39 of 1st period at Detroit on 4/16/09, Goaltender Interference (1-4 L)

**FIRST MAJOR PENALTY**

Josh Anderson at 17:23 of 1st period at Washington on 4/12/18, Boarding (4-3 OTW)

**FIRST MISCONDUCT PENALTY**

Mike Commodore at 11:21 of 3rd period at Detroit on 4/16/09, 10-minute (1-4 L)

**FIRST GOALTENDER WIN**

**Home** Sergei Bobrovsky, 22 saves vs. Pittsburgh on 4/23/14 (4-3 OTW)  
**Road** Sergei Bobrovsky, 39 saves at Pittsburgh on 4/19/14 (4-3 2OTW)

**FIRST GOALTENDER LOSS**

**Home** Steve Mason, 22 saves vs. Detroit on 4/21/09 (1-4 L)  
**Road** Steve Mason, 30 saves at Detroit on 4/16/09 (1-4 L)

**FIRST SHUTOUT WIN**

**Home** -  
**Road** -

**FIRST SHUTOUT AGAINST**

**Home** Tuukka Rask, 39 saves vs. Boston on 5/6/19 (0-3 L)  
**Road** Chris Osgood, 25 saves at Detroit on 4/18/09 (0-4 L)

**FIRST MULTI-POINT GAME**

**Home** Kristian Huselius (1g, 1a), Rick Nash (1g, 1a), Kris Russell (1g, 1a) & Raffi Torres (2a) vs. Detroit on 4/23/09 (5-6 L)  
**Road** Jack Johnson (1g, 1a) at Pittsburgh on 4/16/14 (3-4 L)

**FIRST TWO-GOAL GAME**

**Home** Cam Atkinson vs. Pittsburgh on 4/16/17 (4-5 OTL); 2g  
**Road** Matt Calvert at Pittsburgh on 4/19/14 (4-3 2OTW); 2g

**FIRST TWO-ASSIST GAME**

**Home** Raffi Torres vs. Detroit on 4/23/09 (5-6 L); 2a  
**Road** David Savard at Pittsburgh on 4/19/14 (4-3 OTW); 2a

**FIRST HAT TRICK**

**Home** -  
**Road** -

**FIRST HAT TRICK AGAINST**

**Home** Evgeni Malkin vs. Pittsburgh on 4/28/14 (3-4 L); 3g  
**Road** -

**FIRST THREE-POINT GAME**

**Home** Pierre-Luc Dubois vs. Tampa Bay on 4/16/19 (7-3 W); 1g, 2a  
**Road** Artemi Panarin at Washington on 4/12/18 (4-3 OTW); 1g, 2a

**FIRST THREE-ASSIST GAME**

**Home** -  
**Road** Matt Duchene at Tampa Bay on 4/12/19 (5-1 W)

**FIRST FOUR-POINT GAME**

**Home** -  
**Road** Matt Duchene at Tampa Bay on 4/12/19 (5-1 W); 1g, 3a

**FIRST FIVE-POINT GAME**

**Home** -  
**Road** -

**FIRST PENALTY SHOT**

**Home** Boone Jenner vs. Boston on 5/2/19 (1-4 L); unsuccessful  
**Road** -

**FIRST PENALTY SHOT AGAINST**

**Home** -  
**Road** -



# 2019-20 NHL FINAL STATS

## EASTERN CONFERENCE

### ATLANTIC DIVISION

	GP	W	L	OT	Reg. W	ROW	GF	GA	PTS
BOSTON	70	44	14	12	38	44	227	174	100
TAMPA BAY	70	43	21	6	35	41	245	195	92
TORONTO	70	36	25	9	28	35	238	227	81
FLORIDA	69	35	26	8	30	32	231	228	78
MONTREAL	71	31	31	9	19	27	212	221	71
BUFFALO	69	30	31	8	22	28	195	217	68
OTTAWA	71	25	34	12	18	24	191	243	62
DETROIT	71	17	49	5	13	14	145	267	39

### METROPOLITAN DIVISION

	GP	W	L	OT	Reg. W	ROW	GF	GA	PTS
WASHINGTON	69	41	20	8	31	37	240	215	90
PHILADELPHIA	69	41	21	7	31	36	232	196	89
PITTSBURGH	69	40	23	6	29	37	224	196	86
CAROLINA	68	38	25	5	27	33	222	193	81
<b>COLUMBUS</b>	<b>70</b>	<b>33</b>	<b>22</b>	<b>15</b>	<b>25</b>	<b>33</b>	<b>180</b>	<b>187</b>	<b>81</b>
NY ISLANDERS	68	35	23	10	24	32	192	193	80
NY RANGERS	70	37	28	5	31	36	234	222	79
NEW JERSEY	69	28	29	12	22	24	189	230	68

## WESTERN CONFERENCE

### CENTRAL DIVISION

	GP	W	L	OT	Reg. W	ROW	GF	GA	PTS
ST. LOUIS	71	42	19	10	33	40	225	193	94
COLORADO	70	42	20	8	37	41	237	191	92
DALLAS	69	37	24	8	26	35	180	177	82
WINNIPEG	71	37	28	6	30	34	216	203	80
NASHVILLE	69	35	26	8	28	32	215	217	78
MINNESOTA	69	35	27	7	30	33	220	220	77
CHICAGO	70	32	30	8	23	28	212	218	72

### PACIFIC DIVISION

	GP	W	L	OT	Reg. W	ROW	GF	GA	PTS
VEGAS	71	39	24	8	30	36	227	211	86
EDMONTON	71	37	25	9	31	35	225	217	83
CALGARY	70	36	27	7	25	30	210	215	79
VANCOUVER	69	36	27	6	27	32	228	217	78
ARIZONA	70	33	29	8	26	28	195	187	74
ANAHEIM	71	29	33	9	20	24	187	226	67
LOS ANGELES	70	29	35	6	21	28	178	212	64
SAN JOSE	70	29	36	5	22	27	182	226	63

## ----- HOME -----

### ATLANTIC DIVISION

	GP	W	L	OT	GF	GA	PTS
BOSTON	35	22	4	9	118	89	53
TAMPA BAY	34	22	10	2	132	93	46
BUFFALO	35	20	11	4	110	101	44
TORONTO	34	18	9	7	114	107	43
OTTAWA	37	18	13	6	114	115	42
FLORIDA	35	17	14	4	120	116	38
MONTREAL	37	14	17	6	103	117	34
DETROIT	37	12	23	2	78	127	26

### METROPOLITAN DIVISION

	GP	W	L	OT	GF	GA	PTS
PHILADELPHIA	35	25	6	4	124	74	54
PITTSBURGH	35	23	8	4	123	92	50
NY ISLANDERS	35	20	9	6	113	101	46
<b>COLUMBUS</b>	<b>36</b>	<b>20</b>	<b>12</b>	<b>4</b>	<b>94</b>	<b>83</b>	<b>44</b>
WASHINGTON	33	18	10	5	113	105	41
CAROLINA	33	19	12	2	109	89	40
NY RANGERS	36	18	16	2	123	117	38
NEW JERSEY	34	13	11	10	102	114	36

**Totals 561 299 185 77 1,790 1,640 675**

### CENTRAL DIVISION

	GP	W	L	OT	GF	GA	PTS
ST. LOUIS	35	23	7	5	114	85	51
WINNIPEG	37	20	14	3	108	99	43
MINNESOTA	35	19	11	5	110	101	43
COLORADO	33	18	9	6	119	98	42
DALLAS	34	19	12	3	85	77	41
NASHVILLE	35	17	14	4	103	109	38
CHICAGO	34	16	14	4	101	102	36

### PACIFIC DIVISION

	GP	W	L	OT	GF	GA	PTS
VANCOUVER	35	22	9	4	130	97	48
VEGAS	37	22	11	4	126	111	48
LOS ANGELES	34	19	13	2	94	88	40
EDMONTON	34	17	11	6	111	116	40
ARIZONA	33	17	12	4	104	84	38
ANAHEIM	36	16	15	5	96	107	37
SAN JOSE	36	17	17	2	104	110	36
CALGARY	33	16	13	4	103	112	36

**Totals 521 278 182 61 1,608 1,496 617**

## ----- ROAD -----

### ATLANTIC DIVISION

	GP	W	L	OT	GF	GA	PTS
BOSTON	35	22	10	3	109	85	47
TAMPA BAY	36	21	11	4	113	102	46
FLORIDA	34	18	12	4	111	112	40
TORONTO	36	18	16	2	124	120	38
MONTREAL	34	17	14	3	109	104	37
BUFFALO	34	10	20	4	85	116	24
OTTAWA	34	7	21	6	77	128	20
DETROIT	34	5	26	3	67	140	13

### METROPOLITAN DIVISION

	GP	W	L	OT	GF	GA	PTS
WASHINGTON	36	23	10	3	127	110	49
NY RANGERS	34	19	12	3	111	105	41
CAROLINA	35	19	13	3	113	104	41
<b>COLUMBUS</b>	<b>34</b>	<b>13</b>	<b>10</b>	<b>11</b>	<b>86</b>	<b>104</b>	<b>37</b>
PITTSBURGH	34	17	15	2	101	104	36
PHILADELPHIA	34	16	15	3	108	122	35
NY ISLANDERS	33	15	14	4	79	92	34
NEW JERSEY	35	15	18	2	87	116	32

**Totals 552 255 237 60 1607 1764 570**

### CENTRAL DIVISION

	GP	W	L	OT	GF	GA	PTS
COLORADO	37	24	11	2	118	93	50
ST. LOUIS	36	19	12	5	111	108	43
DALLAS	35	18	12	5	95	100	41
NASHVILLE	34	18	12	4	112	108	40
WINNIPEG	34	17	14	3	108	104	37
CHICAGO	36	16	16	4	111	116	36
MINNESOTA	34	16	16	2	110	119	34

### PACIFIC DIVISION

	GP	W	L	OT	GF	GA	PTS
CALGARY	37	20	14	3	107	103	43
EDMONTON	37	20	14	3	114	101	43
VEGAS	34	17	13	4	101	100	38
ARIZONA	37	16	17	4	91	103	36
VANCOUVER	34	14	18	2	98	120	30
ANAHEIM	35	13	18	4	91	119	30
SAN JOSE	34	12	19	3	78	116	27
LOS ANGELES	36	10	22	4	84	124	24

**Totals 530 250 228 52 1529 1634 552**

# 2019-20 NHL FINAL STATS



## EASTERN CONFERENCE

	GP	W	L	OT	Reg. W	ROW	GF	GA	PTS
BOSTON	70	44	14	12	38	44	227	174	100
TAMPA BAY	70	43	21	6	35	41	245	195	92
WASHINGTON	69	41	20	8	31	37	240	215	90
PHILADELPHIA	69	41	21	7	31	36	232	196	89
PITTSBURGH	69	40	23	6	29	37	224	196	86
CAROLINA	68	38	25	5	27	33	222	193	81
TORONTO	70	36	25	9	28	35	238	227	81
<b>COLUMBUS</b>	<b>70</b>	<b>33</b>	<b>22</b>	<b>15</b>	<b>25</b>	<b>33</b>	<b>180</b>	<b>187</b>	<b>81</b>
NY ISLANDERS	68	35	23	10	24	32	192	193	80
NY RANGERS	70	37	28	5	31	36	234	222	79
FLORIDA	69	35	26	8	30	32	231	228	78
MONTREAL	71	31	31	9	19	27	212	221	71
BUFFALO	69	30	31	8	22	28	195	217	68
NEW JERSEY	69	28	29	12	22	24	189	230	68
OTTAWA	71	25	34	12	18	24	191	243	62
DETROIT	71	17	49	5	13	14	145	267	39

## WESTERN CONFERENCE

	GP	W	L	OT	Reg. W	ROW	GF	GA	PTS
ST. LOUIS	71	42	19	10	33	40	225	193	94
COLORADO	70	42	20	8	37	41	237	191	92
VEGAS	71	39	24	8	30	36	227	211	86
EDMONTON	71	37	25	9	31	35	225	217	83
DALLAS	69	37	24	8	26	35	180	177	82
WINNIPEG	71	37	28	6	30	34	216	203	80
CALGARY	70	36	27	7	25	30	210	215	79
NASHVILLE	69	35	26	8	28	32	215	217	78
VANCOUVER	69	36	27	6	27	32	228	217	78
MINNESOTA	69	35	27	7	30	33	220	220	77
ARIZONA	70	33	29	8	26	28	195	187	74
CHICAGO	70	32	30	8	23	28	212	218	72
ANAHEIM	71	29	33	9	20	24	187	226	67
LOS ANGELES	70	29	35	6	21	28	178	212	64
SAN JOSE	70	29	36	5	22	27	182	226	63

### ----- HOME -----

#### EASTERN CONFERENCE

	GP	W	L	OT	GF	GA	PTS
PHILADELPHIA	35	25	6	4	124	74	54
BOSTON	35	22	4	9	118	89	53
PITTSBURGH	35	23	8	4	123	92	50
TAMPA BAY	34	22	10	2	132	93	46
NY ISLANDERS	35	20	9	6	113	101	46
BUFFALO	35	20	11	4	110	101	44
<b>COLUMBUS</b>	<b>36</b>	<b>20</b>	<b>12</b>	<b>4</b>	<b>94</b>	<b>83</b>	<b>44</b>
TORONTO	34	18	9	7	114	107	43
OTTAWA	37	18	13	6	114	115	42
WASHINGTON	33	18	10	5	113	105	41
CAROLINA	33	19	12	2	109	89	40
NY RANGERS	36	18	16	2	123	117	38
FLORIDA	35	17	14	4	120	116	38
NEW JERSEY	34	13	11	10	102	114	36
MONTREAL	37	14	17	6	103	117	34
DETROIT	37	12	23	2	78	127	26
<b>Totals</b>	<b>561</b>	<b>299</b>	<b>185</b>	<b>77</b>	<b>1,790</b>	<b>1,640</b>	<b>675</b>

#### WESTERN CONFERENCE

	GP	W	L	OT	GF	GA	PTS
ST. LOUIS	35	23	7	5	114	85	51
VANCOUVER	35	22	9	4	130	97	48
VEGAS	37	22	11	4	126	111	48
WINNIPEG	37	20	14	3	108	99	43
MINNESOTA	35	19	11	5	110	101	43
COLORADO	33	18	9	6	119	98	42
DALLAS	34	19	12	3	85	77	41
LOS ANGELES	34	19	13	2	94	88	40
EDMONTON	34	17	11	6	111	116	40
ARIZONA	33	17	12	4	104	84	38
NASHVILLE	35	17	14	4	103	109	38
ANAHEIM	36	16	15	5	96	107	37
SAN JOSE	36	17	17	2	104	110	36
CALGARY	33	16	13	4	103	112	36
CHICAGO	34	16	14	4	101	102	36
LOS ANGELES	41	17	21	3	110	130	37
<b>Totals</b>	<b>521</b>	<b>278</b>	<b>182</b>	<b>61</b>	<b>1,608</b>	<b>1,496</b>	<b>617</b>

### ----- ROAD -----

#### EASTERN CONFERENCE

	GP	W	L	OT	GF	GA	PTS
WASHINGTON	36	23	10	3	127	110	49
BOSTON	35	22	10	3	109	85	47
TAMPA BAY	36	21	11	4	113	102	46
NY RANGERS	34	19	12	3	111	105	41
CAROLINA	35	19	13	3	113	104	41
FLORIDA	34	18	12	4	111	112	40
TORONTO	36	18	16	2	124	120	38
MONTREAL	34	17	14	3	109	104	37
<b>COLUMBUS</b>	<b>34</b>	<b>13</b>	<b>10</b>	<b>11</b>	<b>86</b>	<b>104</b>	<b>37</b>
PITTSBURGH	34	17	15	2	101	104	36
PHILADELPHIA	34	16	15	3	108	122	35
NY ISLANDERS	33	15	14	4	79	92	34
NEW JERSEY	35	15	18	2	87	116	32
BUFFALO	34	10	20	4	85	116	24
OTTAWA	34	7	21	6	77	128	20
DETROIT	34	5	26	3	67	140	13
<b>Totals</b>	<b>552</b>	<b>255</b>	<b>237</b>	<b>60</b>	<b>1,607</b>	<b>1,764</b>	<b>570</b>

#### WESTERN CONFERENCE

	GP	W	L	OT	GF	GA	PTS
COLORADO	37	24	11	2	118	93	50
CALGARY	37	20	14	3	107	103	43
EDMONTON	37	20	14	3	114	101	43
ST. LOUIS	36	19	12	5	111	108	43
DALLAS	35	18	12	5	95	100	41
NASHVILLE	34	18	12	4	112	108	40
VEGAS	34	17	13	4	101	100	38
WINNIPEG	34	17	14	3	108	104	37
CHICAGO	36	16	16	4	111	116	36
ARIZONA	37	16	17	4	91	103	36
MINNESOTA	34	16	16	2	110	119	34
VANCOUVER	34	14	18	2	98	120	30
ANAHEIM	35	13	18	4	91	119	30
SAN JOSE	34	12	19	3	78	116	27
LOS ANGELES	36	10	22	4	84	124	24
<b>Totals</b>	<b>530</b>	<b>250</b>	<b>228</b>	<b>52</b>	<b>1,529</b>	<b>1,634</b>	<b>552</b>



# 2019-20 NHL FINAL STATS

## OVERALL STANDINGS

	GP	W	L	OT	ROW	Reg. W	GF	GA	PTS
BOSTON	70	44	14	12	38	44	227	174	100
ST. LOUIS	71	42	19	10	33	40	225	193	94
COLORADO	70	42	20	8	37	41	237	191	92
TAMPA BAY	70	43	21	6	35	41	245	195	92
WASHINGTON	69	41	20	8	31	37	240	215	90
PHILADELPHIA	69	41	21	7	31	36	232	196	89
PITTSBURGH	69	40	23	6	29	37	224	196	86
VEGAS	71	39	24	8	30	36	227	211	86
EDMONTON	71	37	25	9	31	35	225	217	83
DALLAS	69	37	24	8	26	35	180	177	82
CAROLINA	68	38	25	5	27	33	222	193	81
TORONTO	70	36	25	9	28	35	238	227	81
<b>COLUMBUS</b>	<b>70</b>	<b>33</b>	<b>22</b>	<b>15</b>	<b>25</b>	<b>33</b>	<b>180</b>	<b>187</b>	<b>81</b>
NY ISLANDERS	68	35	23	10	24	32	192	193	80
WINNIPEG	71	37	28	6	30	34	216	203	80
NY RANGERS	70	37	28	5	31	36	234	222	79
CALGARY	70	36	27	7	25	30	210	215	79
FLORIDA	69	35	26	8	30	32	231	228	78
NASHVILLE	69	35	26	8	28	32	215	217	78
VANCOUVER	69	36	27	6	27	32	228	217	78
MINNESOTA	69	35	27	7	30	33	220	220	77
ARIZONA	70	33	29	8	26	28	195	187	74
CHICAGO	70	32	30	8	23	28	212	218	72
MONTREAL	71	31	31	9	19	27	212	221	71
BUFFALO	69	30	31	8	22	28	195	217	68
NEW JERSEY	69	28	29	12	22	24	189	230	68
ANAHEIM	71	29	33	9	20	24	187	226	67
LOS ANGELES	70	29	35	6	21	28	178	212	64
SAN JOSE	70	29	36	5	22	27	182	226	63
OTTAWA	71	25	34	12	18	24	191	243	62
DETROIT	71	17	49	5	13	14	145	267	39

## HOME STANDINGS

	GP	W	L	OT	GF	GA	PTS
PHILADELPHIA	35	25	6	4	124	74	54
BOSTON	35	22	4	9	118	89	53
ST. LOUIS	35	23	7	5	114	85	51
PITTSBURGH	35	23	8	4	123	92	50
VANCOUVER	35	22	9	4	130	97	48
VEGAS	37	22	11	4	126	111	48
TAMPA BAY	34	22	10	2	132	93	46
NY ISLANDERS	35	20	9	6	113	101	46
BUFFALO	35	20	11	4	110	101	44
<b>COLUMBUS</b>	<b>36</b>	<b>20</b>	<b>12</b>	<b>4</b>	<b>94</b>	<b>83</b>	<b>44</b>
WINNIPEG	37	20	14	3	108	99	43
MINNESOTA	35	19	11	5	110	101	43
TORONTO	34	18	9	7	114	107	43
COLORADO	33	18	9	6	119	98	42
OTTAWA	37	18	13	6	114	115	42
DALLAS	34	19	12	3	85	77	41
WASHINGTON	33	18	10	5	113	105	41
CAROLINA	33	19	12	2	109	89	40
LOS ANGELES	34	19	13	2	94	88	40
EDMONTON	34	17	11	6	111	116	40
NY RANGERS	36	18	16	2	123	117	38
ARIZONA	33	17	12	4	104	84	38
FLORIDA	35	17	14	4	120	116	38
NASHVILLE	35	17	14	4	103	109	38
ANAHEIM	36	16	15	5	96	107	37
SAN JOSE	36	17	17	2	104	110	36
CALGARY	33	16	13	4	103	112	36
CHICAGO	34	16	14	4	101	102	36
NEW JERSEY	34	13	11	10	102	114	36
MONTREAL	37	14	17	6	103	117	34
DETROIT	37	12	23	2	78	127	26

**Totals**      **1,082**      **577**      **367**      **138**      **3,398**      **3,136**      **1,292**

## ROAD STANDINGS

	GP	W	L	OT	GF	GA	PTS
COLORADO	37	24	11	2	118	93	50
WASHINGTON	36	23	10	3	127	110	49
BOSTON	35	22	10	3	109	85	47
TAMPA BAY	36	21	11	4	113	102	46
CALGARY	37	20	14	3	107	103	43
EDMONTON	37	20	14	3	114	101	43
ST. LOUIS	36	19	12	5	111	108	43
NY RANGERS	34	19	12	3	111	105	41
CAROLINA	35	19	13	3	113	104	41
DALLAS	35	18	12	5	95	100	41
FLORIDA	34	18	12	4	111	112	40
NASHVILLE	34	18	12	4	112	108	40
TORONTO	36	18	16	2	124	120	38
VEGAS	34	17	13	4	101	100	38
MONTREAL	34	17	14	3	109	104	37
WINNIPEG	34	17	14	3	108	104	37

	GP	W	L	OT	GF	GA	PTS
<b>COLUMBUS</b>	<b>34</b>	<b>13</b>	<b>10</b>	<b>11</b>	<b>86</b>	<b>104</b>	<b>37</b>
PITTSBURGH	34	17	15	2	101	104	36
CHICAGO	36	16	16	4	111	116	36
ARIZONA	37	16	17	4	91	103	36
PHILADELPHIA	34	16	15	3	108	122	35
MINNESOTA	34	16	16	2	110	119	34
NY ISLANDERS	33	15	14	4	79	92	34
NEW JERSEY	35	15	18	2	87	116	32
VANCOUVER	34	14	18	2	98	120	30
ANAHEIM	35	13	18	4	91	119	30
SAN JOSE	34	12	19	3	78	116	27
BUFFALO	34	10	20	4	85	116	24
LOS ANGELES	36	10	22	4	84	124	24
OTTAWA	34	7	21	6	77	128	20
DETROIT	34	5	26	3	67	140	13

**Totals**      **1,082**      **505**      **465**      **112**      **3,136**      **3,398**      **1122**



# 2019-20 NHL SCORING LEADERS



## -- INDIVIDUAL SCORING LEADERS FOR ART ROSS TROPHY --

RK	Player	Team	GP	TOI/G	G	A	Pts	+/-	PIM	PP	SHG	GW	S	%
1.	Leon Draisaitl	EDM	71	22:36	43	67	110	-7	18	16	0	10	218	19.7
2.	Connor McDavid	EDM	64	21:51	34	63	97	-6	28	11	0	6	212	16.0
3.	David Pastrnak	BOS	70	18:57	48	47	95	21	40	20	0	10	279	17.2
	Artemi Panarin	NYR	69	20:36	32	63	95	36	20	7	0	4	209	15.3
5.	Nathan MacKinnon	COL	69	21:13	35	58	93	13	12	12	0	4	318	11.0
6.	Brad Marchand	BOS	70	19:27	28	59	87	25	82	5	1	5	185	15.1
7.	Nikita Kucherov	TBL	68	18:51	33	52	85	26	38	4	0	6	210	15.7
8.	Patrick Kane	CHI	70	21:20	33	51	84	8	40	8	0	2	275	12.0
9.	Auston Matthews	TOR	70	20:58	47	33	80	19	8	12	0	5	290	16.2
10.	Jack Eichel	BUF	68	22:06	36	42	78	5	34	11	1	9	227	15.9
	Jonathan Huberdeau	FLA	69	18:46	23	55	78	5	30	5	0	3	152	15.1
12.	Mika Zibanejad	NYR	57	21:37	41	34	75	9	14	15	3	6	208	19.7
	John Carlson	WSH	69	24:37	15	60	75	12	26	2	0	6	189	7.9
14.	Evgeni Malkin	PIT	55	19:31	25	49	74	7	58	7	0	5	171	14.6
15.	Kyle Connor	WPG	71	21:05	38	35	73	4	34	9	1	7	239	15.9
	Mark Scheifele	WPG	71	21:48	29	44	73	2	45	10	0	6	170	17.1
17.	J.T. Miller	VAN	69	20:06	27	45	72	11	47	9	0	3	165	16.4
18.	Alex Ovechkin	WSH	68	20:39	48	19	67	-12	30	13	0	3	311	15.4
	Mitchell Marner	TOR	59	21:33	16	51	67	6	16	6	0	2	154	10.4
20.	Sebastian Aho	CAR	68	19:25	38	28	66	10	26	8	4	5	206	18.4
	Max Pacioretty	VGK	71	17:54	32	34	66	18	44	8	0	5	307	10.4
	Steven Stamkos	TBL	57	18:25	29	37	66	14	22	10	0	6	176	16.5
	Elias Pettersson	VAN	68	18:31	27	39	66	16	18	8	0	5	162	16.7
24.	Blake Wheeler	WPG	71	19:19	22	43	65	1	37	4	1	2	180	12.2
	Roman Josi	NSH	69	25:46	16	49	65	22	41	4	0	1	260	6.2
26.	Brayden Point	TBL	66	18:54	25	39	64	28	11	8	0	4	141	17.7
27.	Patrik Laine	WPG	68	19:24	28	35	63	8	22	8	0	1	226	12.4
	Mark Stone	VGK	65	19:24	21	42	63	15	27	6	0	3	168	12.5
	Teuvo Teravainen	CAR	68	19:11	15	48	63	20	8	4	1	1	182	8.2

## -- DEFENSEMAN SCORING LEADERS --

RK	Player	Team	GP	TOI/G	G	A	Pts	+/-	PIM	PP	SHG	GW	S	%
1.	John Carlson	WSH	69	24:37	15	60	75	12	26	2	0	6	189	7.9
2.	Roman Josi	NSH	69	25:46	16	49	65	22	41	4	0	1	260	6.2
3.	Victor Hedman	TBL	66	24:03	11	44	55	27	31	4	0	3	155	7.1
4.	Tony DeAngelo	NYR	68	19:17	15	38	53	12	47	3	0	3	149	10.1
	Quinn Hughes *	VAN	68	21:53	8	45	53	-10	22	3	0	2	126	6.3
6.	Alex Pietrangolo	STL	70	24:11	16	36	52	11	20	6	0	3	225	7.1
7.	Cale Makar *	COL	57	21:00	12	38	50	12	12	4	0	4	121	9.9
8.	Torey Krug	BOS	61	20:29	9	40	49	-4	33	2	0	4	144	6.3
9.	Ryan Suter	MIN	69	24:38	8	40	48	-6	12	2	0	2	111	7.2
10.	Shea Theodore	VGK	71	22:14	13	33	46	12	25	1	1	4	219	5.9
11.	Brent Burns	SJS	70	25:24	12	33	45	-22	34	5	0	1	225	5.3
	Neal Pionk	WPG	71	23:22	6	39	45	10	32	3	0	1	177	3.4
	Keith Yandle	FLA	69	19:41	5	40	45	0	20	2	0	0	129	3.9
14.	Kris Letang	PIT	61	25:43	15	29	44	0	38	6	0	2	177	8.5
15.	Adam Fox *	NYR	70	18:54	8	34	42	22	32	1	0	4	125	6.4
<b>16.</b>	<b>Zach Werenski</b>	<b>CBJ</b>	<b>63</b>	<b>23:59</b>	<b>20</b>	<b>21</b>	<b>41</b>	<b>9</b>	<b>10</b>	<b>5</b>	<b>1</b>	<b>4</b>	<b>187</b>	<b>10.7</b>
	Aaron Ekblad	FLA	67	22:58	5	36	41	12	26	0	0	1	147	3.4
18.	Dougie Hamilton	CAR	47	23:17	14	26	40	30	32	2	0	3	170	8.2
	Jeff Petry	MTL	71	23:38	11	29	40	-10	26	3	1	3	158	7.0
	Erik Karlsson	SJS	56	24:31	6	34	40	-15	16	1	1	0	120	5.0
	Rasmus Dahlin	BUF	59	19:17	4	36	40	-7	38	2	0	1	90	4.4
22.	Thomas Chabot	OTT	71	26:00	6	33	39	-18	42	0	0	0	186	3.2
	Tyson Barrie	TOR	70	21:52	5	34	39	-7	16	1	0	0	169	3.0
24.	Ryan Ellis	NSH	49	23:30	8	30	38	16	19	2	0	3	114	7.0
25.	Shea Weber	MTL	65	24:00	15	21	36	8	33	3	0	2	185	8.1
	Ivan Provorov	PHI	69	24:50	13	23	36	11	24	7	0	3	150	8.7
	Jacob Slavin	CAR	68	23:24	6	30	36	30	10	0	0	3	145	4.1

\* Rookie



# 2019-20 NHL SCORING LEADERS

## -- GOAL SCORING --

RK	Player	Team	GP	G
1.	David Pastrnak	BOS	70	48
	Alex Ovechkin	WSH	68	48
3.	Auston Matthews	TOR	70	47
4.	Leon Draisaitl	EDM	71	43
5.	Mika Zibanejad	NYR	57	41
6.	Kyle Connor	WPG	71	38
	Sebastian Aho	CAR	68	38
8.	Jack Eichel	BUF	68	36
9.	Nathan MacKinnon	COL	69	35
10.	Connor McDavid	EDM	64	34
11.	Nikita Kucherov	TBL	68	33
	Patrick Kane	CHI	70	33
13.	Artemi Panarin	NYR	69	32
	Max Pacioretty	VGK	71	32

## -- ASSISTS --

RK	Player	Team	GP	A
1.	Leon Draisaitl	EDM	71	67
2.	Connor McDavid	EDM	64	63
	Artemi Panarin	NYR	69	63
4.	John Carlson	WSH	69	60
5.	Brad Marchand	BOS	70	59
6.	Nathan MacKinnon	COL	69	58
7.	Jonathan Huberdeau	FLA	69	55
8.	Nikita Kucherov	TBL	68	52
9.	Patrick Kane	CHI	70	51
	Mitchell Marner	TOR	59	51
11.	Evgeni Malkin	PIT	55	49
	Roman Josi	NSH	69	49
	Ryan O'Reilly	STL	71	49
14.	Teuvo Teravainen	CAR	68	48
15.	David Pastrnak	BOS	70	47

## -- POWER PLAY GOALS --

RK	Player	Team	GP	PPG
1.	David Pastrnak	BOS	70	20
2.	Leon Draisaitl	EDM	71	16
3.	Mika Zibanejad	NYR	57	15
4.	Evander Kane	SJS	64	14
5.	Alex Ovechkin	WSH	68	13
6.	Nathan MacKinnon	COL	69	12
	Auston Matthews	TOR	70	12
	Zach Parise	MIN	69	12
	James Neal	EDM	55	12
	Bo Horvat	VAN	69	12

## -- SHORTHANDED GOALS --

RK	Player	Team	GP	SHG
1.	Vladislav Namestnikov	COL	65	4
	Sebastian Aho	CAR	68	4
	Chris Tierney	OTT	71	4
	Kevin Hayes	PHI	69	4
5.	Jean-Gabriel Pageau	NYI	67	3
	Mika Zibanejad	NYR	57	3
	Derek Grant	PHI	56	3
	Casey Cizikas	NYI	48	3
	Joel Armia	MTL	58	3
	Blake Coleman	TBL	66	3
	Matt Calvert	COL	50	3
	Mikael Backlund	CGY	70	3
	Warren Foegele	CAR	68	3
	Nic Dowd	WSH	56	3

## -- POWER PLAY ASSISTS --

RK	Player	Team	GP	PPA
1.	Connor McDavid	EDM	64	32
2.	Leon Draisaitl	EDM	71	28
3.	Torey Krug	BOS	61	26
4.	Jonathan Huberdeau	FLA	69	24
	John Carlson	WSH	69	24
6.	Brad Marchand	BOS	70	23
7.	Quinn Hughes *	VAN	68	22
	Neal Pionk	WPG	71	22
9.	Nikita Kucherov	TBL	68	21
10.	Nathan MacKinnon	COL	69	19
	Roman Josi	NSH	69	19
	Keith Yandle	FLA	69	19

## -- SHORTHANDED ASSISTS --

RK	Player	Team	GP	SHA
1.	Jean-Gabriel Pageau	NYI	67	3
	William Karlsson	VGK	63	3
	Teuvo Teravainen	CAR	68	3
	Rickard Rakell	ANA	65	3
	Esa Lindell	DAL	69	3
	J.T. Compher	COL	67	3
	Andrew Copp	WPG	63	3
	Ron Hainsey	OTT	64	3

## -- POWER PLAY POINTS --

RK	Player	Team	GP	PPP
1.	Leon Draisaitl	EDM	71	44
2.	Connor McDavid	EDM	64	43
3.	David Pastrnak	BOS	70	38
4.	Nathan MacKinnon	COL	69	31
5.	Jonathan Huberdeau	FLA	69	29
6.	Brad Marchand	BOS	70	28
	Torey Krug	BOS	61	28
8.	Mika Zibanejad	NYR	57	27
	Jack Eichel	BUF	68	27
	David Perron	STL	71	27
11.	John Carlson	WSH	69	26

## -- SHORTHANDED POINTS --

RK	Player	Team	GP	SHP
1.	Vladislav Namestnikov	COL	65	6
	Jean-Gabriel Pageau	NYI	67	6
3.	Sebastian Aho	CAR	68	5
	Chris Tierney	OTT	71	5
	Mika Zibanejad	NYR	57	5
	Derek Grant	PHI	56	5
	Casey Cizikas	NYI	48	5
	William Karlsson	VGK	63	5

\* Rookie

# 2019-20 NHL SCORING LEADERS



## -- GAME WINNING GOALS --

RK	Player	Team	GP	G
1.	Leon Draisaitl	EDM	71	10
	David Pastrnak	BOS	70	10
3.	David Perron	STL	71	9
4.	Jack Eichel	BUF	68	9
5.	Kyle Connor	WPG	71	7
	Elias Lindholm	CGY	70	7
	William Nylander	TOR	68	7
	Alex Killorn	TBL	68	7
	Jeff Carter	LAK	60	7

## -- SHOOTOUT GAME DECIDING GOAL --

RK	Player	Team	GP	SO
1.	Sean Couturier	PHI	8	3
2.	Nick Schmaltz	ARI	9	3
3.	Justin Williams	CAR	3	2
	Joe Pavelski	DAL	4	2
	Blake Wheeler	WPG	3	2
	Jonathan Toews	CHI	8	2
	Steven Stamkos	TBL	2	2
	Jakob Silfverberg	ANA	4	2
	Vincent Trocheck	FLA	5	2
	Nikita Gusev	NJD	9	2
	Sean Monahan	CGY	7	2
	Dylan Larkin	DET	5	2
	Matthew Tkachuk	CGY	7	2
	Andrei Svechnikov	CAR	4	2

## -- SHOTS --

RK	Player	Team	GP	S
1.	Nathan MacKinnon	COL	69	318
2.	Alex Ovechkin	WSH	68	311
3.	Max Pacioretty	VGK	71	307
4.	Auston Matthews	TOR	70	290
5.	David Pastrnak	BOS	70	279
6.	Patrick Kane	CHI	70	275
7.	Roman Josi	NSH	69	260
8.	Brady Tkachuk	OTT	71	259
9.	Tyler Seguin	DAL	69	245
10.	Kyle Connor	WPG	71	239
11.	Jonathan Marchessault	VGK	66	235
12.	Taylor Hall	ARI	65	232
13.	Jack Eichel	BUF	68	227
14.	Patrik Laine	WPG	68	226
	Brendan Gallagher	MTL	59	226

## -- PLUS/MINUS --

RK	Player	Team	GP	+/-
1.	Ryan Graves	COL	69	40
2.	Artemi Panarin	NYR	69	36
	Jacob Slavin	CAR	68	30
	Dougie Hamilton	CAR	47	30
5.	Anthony Cirelli	TBL	68	28
	Brayden Point	TBL	66	28
7.	Victor Hedman	TBL	66	27
8.	Zdeno Chara	BOS	68	26
	Nikita Kucherov	TBL	68	26
	Valeri Nichushkin	COL	65	26
11.	Brad Marchand	BOS	70	25
	Ondrej Palat	TBL	69	25
13.	Charlie McAvoy	BOS	67	24
	Chandler Stephenson	VGK	65	24
15.	Patrice Bergeron	BOS	61	23

## -- SHOOTING PERCENTAGE --

RK	Player	Team	GP	Goals	Shots	ASG	Shooting %	RK	Player	Team	GP	Goals	Shots	ASG	Shooting %
1.	Alex Killorn	TBL	68	26	130	1.9	20.0	16.	Brayden Point	TBL	66	25	141	2.1	17.7
2.	Zach Hyman	TOR	51	21	106	2.1	19.8	17.	Scott Laughton	PHI	49	13	74	1.5	17.6
3.	Leon Draisaitl	EDM	71	43	218	3.1	19.7	18.	Nick Bonino	NSH	67	18	104	1.6	17.3
	Mika Zibanejad	NYR	57	41	208	3.6	19.7		Vladislav Namestnikov	COL	65	17	98	1.5	17.3
5.	T.J. Oshie	WSH	69	26	133	1.9	19.5	20.	David Pastrnak	BOS	70	48	279	4.0	17.2
6.	Andre Burakovsky	COL	58	20	103	1.8	19.4		Elias Lindholm	CGY	70	29	169	2.4	17.2
7.	Dominik Kubalik *	CHI	68	30	157	2.3	19.1		Jean-Gabriel Pageau	NYI	67	26	151	2.3	17.2
8.	Noel Acciari	FLA	66	20	108	1.6	18.5		Artem Anisimov	OTT	49	15	87	1.8	17.2
9.	Sebastian Aho	CAR	68	38	206	3.0	18.4	24.	Mark Scheifele	WPG	71	29	170	2.4	17.1
10.	Martin Necas *	CAR	64	16	88	1.4	18.2	25.	Travis Konecny	PHI	66	24	141	2.1	17.0
11.	Brayden Schenn	STL	71	25	138	1.9	18.1		James Neal	EDM	55	19	112	2.0	17.0
12.	Jason Zucker	PIT	60	20	111	1.8	18.0	27.	Eric Staal	MIN	66	19	113	1.7	16.8
13.	Bryan Rust	PIT	55	27	151	2.7	17.9	28.	Elias Pettersson	VAN	68	27	162	2.4	16.7
14.	Zach Sanford	STL	58	16	90	1.6	17.8	29.	Steven Stamkos	TBL	57	29	176	3.1	16.5
	Mikko Rantanen	COL	42	19	107	2.5	17.8	30.	J.T. Miller	VAN	69	27	165	2.4	16.4

\* Rookie



# 2019-20 NHL ROOKIE LEADERS

## -- INDIVIDUAL ROOKIE SCORING LEADERS --

RK	Player	Team	GP	TOI/G	G	A	Pts	+/-	PIM	PP	SHG	GW	S	%
1.	Quinn Hughes	VAN	68	21:53	8	45	53	-10	22	3	0	2	126	6.3
2.	Cale Makar	COL	57	21:00	12	38	50	12	12	4	0	4	121	9.9
3.	Dominik Kubalik	CHI	68	14:22	30	16	46	2	16	4	0	3	157	19.1
4.	Victor Olofsson	BUF	54	18:23	20	22	42	-1	6	11	0	4	127	15.7
	Adam Fox	NYR	70	18:54	8	34	42	22	32	1	0	4	125	6.4
6.	Nick Suzuki	MTL	71	15:59	13	28	41	-15	6	6	0	1	138	9.4
7.	Martin Necas	CAR	64	14:10	16	20	36	-6	20	5	0	3	88	18.2
8.	Denis Gurianov	DAL	64	12:59	20	9	29	5	13	7	0	4	132	15.2
9.	Alex Nylander	CHI	65	12:08	10	16	26	-2	10	0	0	1	94	10.6
	John Marino	PIT	56	20:14	6	20	26	17	20	1	0	0	61	9.8
11.	Kaapo Kakko	NYR	66	14:16	10	13	23	-26	14	2	0	3	109	9.2
	Ilya Mikheyev	TOR	39	15:34	8	15	23	7	4	0	1	1	98	8.2
	Kirby Dach	CHI	64	14:15	8	15	23	-1	24	0	0	2	101	7.9
	Blake Lizotte	LAK	65	13:57	6	17	23	-4	20	2	2	0	87	6.9
15.	Sam Steel	ANA	65	15:32	6	16	22	-13	20	1	0	1	85	7.1
16.	Joel Farabee	PHI	52	14:06	8	13	21	6	39	1	0	1	81	9.9
	Jack Hughes	NJD	61	15:51	7	14	21	-26	10	4	0	2	123	5.7
	Ethan Bear	EDM	71	21:58	5	16	21	-4	33	1	0	1	99	5.1
<b>19.</b>	<b>Emil Bemstrom</b>	<b>CBJ</b>	<b>56</b>	<b>12:16</b>	<b>10</b>	<b>10</b>	<b>20</b>	<b>-10</b>	<b>8</b>	<b>5</b>	<b>0</b>	<b>4</b>	<b>97</b>	<b>10.3</b>
<b>20.</b>	<b>Vladislav Gavrikov</b>	<b>CBJ</b>	<b>69</b>	<b>18:58</b>	<b>5</b>	<b>13</b>	<b>18</b>	<b>1</b>	<b>18</b>	<b>0</b>	<b>0</b>	<b>1</b>	<b>81</b>	<b>6.2</b>
	Matt Roy	LAK	70	18:06	4	14	18	16	10	0	0	0	112	3.6
22.	Dillon Dube	CGY	45	12:40	6	10	16	0	6	1	0	2	60	10.0
	Philippe Myers	PHI	50	17:06	4	12	16	17	30	0	0	0	78	5.1
24.	Filip Zadina	DET	28	15:10	8	7	15	-13	2	4	0	1	60	13.3
	Pierre Engvall	TOR	48	11:56	8	7	15	4	6	0	1	3	72	11.1
	Nicolas Aube-Kubel	PHI	36	11:17	7	8	15	1	19	2	0	1	48	14.6
27.	Carson Soucy	MIN	55	15:37	7	7	14	16	18	0	1	1	61	11.5
	Nikolai Prokhorkin	LAK	43	12:05	4	10	14	-6	6	0	0	1	63	6.3
	Ryan Lindgren	NYR	60	16:34	1	13	14	16	47	0	0	0	47	2.1

## -- GOAL SCORING --

RK	Player	Team	GP	G
1.	Dominik Kubalik	CHI	68	30
	Victor Olofsson	BUF	54	20
	Denis Gurianov	DAL	64	20
4.	Martin Necas	CAR	64	16
5.	Nick Suzuki	MTL	71	13
6.	Cale Makar	COL	57	12
7.	Alex Nylander	CHI	65	10
	Kaapo Kakko	NYR	66	10
	<b>Emil Bemstrom</b>	<b>CBJ</b>	<b>56</b>	<b>10</b>
10.	Carter Verhaeghe	TBL	52	9

## -- ASSISTS --

RK	Player	Team	GP	A
1.	Quinn Hughes	VAN	68	45
2.	Cale Makar	COL	57	38
3.	Adam Fox	NYR	70	34
4.	Nick Suzuki	MTL	71	28
5.	Victor Olofsson	BUF	54	22
6.	Martin Necas	CAR	64	20
	John Marino	PIT	56	20
8.	Blake Lizotte	LAK	65	17
9.	Dominik Kubalik	CHI	68	16
	Alex Nylander	CHI	65	16
	Sam Steel	ANA	65	16
	Ethan Bear	EDM	71	16
13.	Ilya Mikheyev	TOR	39	15
	Kirby Dach	CHI	64	15

## -- POWER PLAY GOALS --

RK	Player	Team	GP	PPG
1.	Victor Olofsson	BUF	54	11
2.	Denis Gurianov	DAL	64	7
3.	Nick Suzuki	MTL	71	6
4.	Martin Necas	CAR	64	5
	<b>Emil Bemstrom</b>	<b>CBJ</b>	<b>56</b>	<b>5</b>
6.	Cale Makar	COL	57	4
	Jack Hughes	NJD	61	4
	Dominik Kubalik	CHI	68	4
	Filip Zadina	DET	28	4
10.	Quinn Hughes	VAN	68	3
	<b>Kevin Stenlund</b>	<b>CBJ</b>	<b>32</b>	<b>3</b>
12.	Kaapo Kakko	NYR	66	2
	Blake Lizotte	LAK	65	2
	Nicolas Aube-Kubel	PHI	36	2
	Max Comtois	ANA	29	2

## -- SHORTHANDED GOALS --

RK	Player	Team	GP	SHG
1.	Blake Lizotte	LAK	65	2
2.	Pierre Engvall	TOR	48	1
	Ilya Mikheyev	TOR	39	1
	Carson Soucy	MIN	55	1
	Morgan Frost	PHI	20	1

# 2019-20 NHL ROOKIE LEADERS



## -- POWER PLAY ASSISTS --

RK	Player	Team	GP	PPA
1.	Quinn Hughes	VAN	68	22
2.	Cale Makar	COL	57	15
3.	Adam Fox	NYR	70	12
4.	Kaapo Kakko	NYR	66	11
5.	Nick Suzuki	MTL	71	8
6.	Sam Steel	ANA	65	7
7.	Victor Olofsson	BUF	54	6
8.	Denis Gurianov	DAL	64	5
	Jack Hughes	NJD	61	5
	Cody Glass	VGK	39	5
	Drake Batherson	OTT	23	5
	Taro Hirose	DET	26	5
13.	Martin Necas	CAR	64	4
	Dominik Kubalik	CHI	68	4

## -- SHORTHANDED ASSISTS --

RK	Player	Team	GP	SHA
1.	Blake Lizotte	LAK	65	1
	Pierre Engvall	TOR	48	1
	Mario Ferraro	SJS	61	1
	Trevor Moore	LAK	42	1
	Joel Kellman	SJS	31	1
	Rasmus Asplund	BUF	29	1

## -- POWER PLAY POINTS --

RK	Player	Team	GP	PPP
1.	Quinn Hughes	VAN	68	25
2.	Cale Makar	COL	57	19
3.	Victor Olofsson	BUF	54	17
4.	Nick Suzuki	MTL	71	14
5.	Kaapo Kakko	NYR	66	13
	Adam Fox	NYR	70	13
7.	Denis Gurianov	DAL	64	12
8.	Martin Necas	CAR	64	9
	Jack Hughes	NJD	61	9
<b>10.</b>	<b>Emil Bemstrom</b>	<b>CBJ</b>	<b>56</b>	<b>8</b>
	Dominik Kubalik	CHI	68	8
	Sam Steel	ANA	65	8
13.	Filip Zadina	DET	28	7
14.	Cody Glass	VGK	39	6
	Drake Batherson	OTT	23	6

## -- SHORTHANDED POINTS --

RK	Player	Team	GP	SHP
1.	Blake Lizotte	LAK	65	3
2.	Pierre Engvall	TOR	48	2
3.	Ilya Mikheyev	TOR	39	1
	Carson Soucy	MIN	55	1
	Morgan Frost	PHI	20	1
	Mario Ferraro	SJS	61	1
	Trevor Moore	LAK	42	1
	Joel Kellman	SJS	31	1
	Rasmus Asplund	BUF	29	1

## -- GAME WINNING GOALS --

RK	Player	Team	GP	G
1.	Adam Fox	NYR	70	4
	Denis Gurianov	DAL	64	4
	Cale Makar	COL	57	4
	<b>Emil Bemstrom</b>	<b>CBJ</b>	<b>56</b>	<b>4</b>
	Victor Olofsson	BUF	54	4
6.	Dominik Kubalik	CHI	68	3
	Kaapo Kakko	NYR	66	3
	Martin Necas	CAR	64	3
	<b>Eric Robinson</b>	<b>CBJ</b>	<b>50</b>	<b>3</b>
	Pierre Engvall	TOR	48	3
11.	Quinn Hughes	VAN	68	2
	Kirby Dach	CHI	64	2
	Jack Hughes	NJD	61	2
	Dillon Dube	CGY	45	2

## -- SHOOTOUT GAME DECIDING GOAL --

RK	Player	Team	GP	SO
1.	Dillon Dube	CGY	1	1
	Joel Farabee	PHI	4	1
	Kirby Dach	CHI	2	1

## -- SHOTS --

RK	Player	Team	GP	S
1.	Dominik Kubalik	CHI	68	157
2.	Nick Suzuki	MTL	71	138
3.	Denis Gurianov	DAL	64	132
4.	Victor Olofsson	BUF	54	127
5.	Quinn Hughes	VAN	68	126
6.	Adam Fox	NYR	70	125
7.	Jack Hughes	NJD	61	123
8.	Cale Makar	COL	57	121
9.	Matt Roy	LAK	70	112
10.	Kaapo Kakko	NYR	66	109
11.	Kirby Dach	CHI	64	101
12.	Ethan Bear	EDM	71	99
13.	Ilya Mikheyev	TOR	39	98
<b>14.</b>	<b>Emil Bemstrom</b>	<b>CBJ</b>	<b>56</b>	<b>97</b>
15.	Alex Nylander	CHI	65	94

## -- PLUS/MINUS --

RK	Player	Team	GP	+/-
1.	Adam Fox	NYR	70	22
2.	John Marino	PIT	56	17
	Philippe Myers	PHI	50	17
4.	Matt Roy	LAK	70	16
	Ryan Lindgren	NYR	60	16
	Carson Soucy	MIN	55	16
7.	Cale Makar	COL	57	12
<b>8.</b>	<b>Eric Robinson</b>	<b>CBJ</b>	<b>50</b>	<b>10</b>
9.	Ilya Mikheyev	TOR	39	7
	Connor Bunnaman	PHI	21	7
	Dakota Mermis	NJD	10	7
12.	Joel Farabee	PHI	52	6
	Zack MacEwen	VAN	17	6



# 2019-20 NHL ROOKIES & GOALIES

## -- SHOOTING PERCENTAGE --

RK	Player	Team	GP	Goals	Shots	ASG	Shooting %	RK	Player	Team	GP	Goals	Shots	ASG	Shooting %
1	Dominik Kubalik	CHI	68	30	157	2.3	19.1	13	Kirby Dach	CHI	64	8	101	1.6	7.9
2	Martin Necas	CAR	64	16	88	1.4	18.2	14	Sam Steel	ANA	65	6	85	1.3	7.1
3	Victor Olofsson	BUF	54	20	127	2.4	15.7	15	Blake Lizotte	LAK	65	6	87	1.3	6.9
4	Denis Gurianov	DAL	64	20	132	2.1	15.2	16	Adam Fox	NYR	70	8	125	1.8	6.4
5	Pierre Engvall	TOR	48	8	72	1.5	11.1	17	Quinn Hughes	VAN	68	8	126	1.9	6.3
6	Alex Nylander	CHI	65	10	94	1.4	10.6	18	<b>Vladislav Gavrikov</b>	<b>CBJ</b>	<b>69</b>	<b>5</b>	<b>81</b>	<b>1.2</b>	<b>6.2</b>
7	<b>Emil Bemstrom</b>	<b>CBJ</b>	<b>56</b>	<b>10</b>	<b>97</b>	<b>1.7</b>	<b>10.3</b>	19	Jack Hughes	NJD	61	7	123	2.0	5.7
8	Cale Makar	COL	57	12	121	2.1	9.9	20	Dante Fabbro	NSH	64	5	92	1.4	5.4
	Joel Farabee	PHI	52	8	81	1.6	9.9	21	Ethan Bear	EDM	71	5	99	1.4	5.1
10	Nick Suzuki	MTL	71	13	138	1.9	9.4		Philippe Myers	PHI	50	4	78	1.6	5.1
11	Kaapo Kakko	NYR	66	10	109	1.7	9.2	23	Matt Roy	LAK	70	4	112	1.6	3.6
12	Ilya Mikheyev	TOR	39	8	98	2.5	8.2								

## -- GOALTENDING LEADERS (MIN 23 GPI) --

### -- GOALS AGAINST AVERAGE --

RK	Player	Team	GP	Min	GA	GAA	W	L	OT
1	Tuukka Rask	BOS	41	2,401:47	85	2.12	26	8	6
2	Jake Allen	STL	24	1,339:04	48	2.15	12	6	3
3	Anton Khudobin	DAL	30	1,677:29	62	2.22	16	8	4
	Darcy Kuemper	ARI	29	1,753:24	65	2.22	16	11	2
5	<b>Elvis Merzlikins *</b>	<b>CBJ</b>	<b>33</b>	<b>1,815:08</b>	<b>71</b>	<b>2.35</b>	<b>13</b>	<b>9</b>	<b>8</b>
6	Jaroslav Halak	BOS	31	1,833:22	73	2.39	18	6	6
7	Pavel Francouz	COL	34	1,914:26	77	2.41	21	7	4
8	Carter Hart	PHI	43	2,355:50	95	2.42	24	13	3
9	Tristan Jarry	PIT	33	1,926:29	78	2.43	20	12	1
10	Ben Bishop	DAL	44	2,473:49	103	2.50	21	16	4

## -- WINS --

RK	Player	Team	GP	Min	W	L	OT
1	Andrei Vasilevskiy	TBL	52	3,121:54	35	14	3
2	Connor Hellebuyck	WPG	58	3,268:33	31	21	5
3	Jordan Binnington	STL	50	2,947:41	30	13	7
4	Frederik Andersen	TOR	52	3,006:40	29	13	7
5	Carey Price	MTL	58	3,439:49	27	25	6
	Marc-Andre Fleury	VGK	49	2,880:06	27	16	5
7	Tuukka Rask	BOS	41	2,401:47	26	8	6
8	Braden Holtby	WSH	48	2,743:10	25	14	6
9	David Rittich	CGY	48	2,791:58	24	17	6
	Carter Hart	PHI	43	2,355:50	24	13	3

## -- SAVE PERCENTAGE --

RK	Player	Team	GP	Min	GA	SA	Sv%	W	L	OT
1	Anton Khudobin	DAL	30	1,677:29	62	882	.930	16	8	4
2	Tuukka Rask	BOS	41	2,401:47	85	1189	.929	26	8	6
3	Darcy Kuemper	ARI	29	1,753:24	65	903	.928	16	11	2
4	Jake Allen	STL	24	1,339:04	48	655	.927	12	6	3
5	<b>Elvis Merzlikins *</b>	<b>CBJ</b>	<b>33</b>	<b>1,815:08</b>	<b>71</b>	<b>919</b>	<b>.923</b>	<b>13</b>	<b>9</b>	<b>8</b>
	Pavel Francouz	COL	34	1,914:26	77	996	.923	21	7	4
7	Connor Hellebuyck	WPG	58	3,268:33	140	1796	.922	31	21	5
8	Antti Raanta	ARI	33	1,822:54	80	1014	.921	15	14	3
	Tristan Jarry	PIT	33	1,926:29	78	985	.921	20	12	1
10	Ben Bishop	DAL	44	2,473:49	103	1286	.920	21	16	4

## -- SHUTOUTS --

RK	Player	Team	GP	Min	SO	SA	W	L	OT
1	Connor Hellebuyck	WPG	58	3,268:33	6	1,796	31	21	5
2	Marc-Andre Fleury	VGK	49	2,880:06	5	1,399	27	16	5
	Tuukka Rask	BOS	41	2,401:47	5	1,189	26	8	6
	<b>Elvis Merzlikins *</b>	<b>CBJ</b>	<b>33</b>	<b>1,815:08</b>	<b>5</b>	<b>919</b>	<b>13</b>	<b>9</b>	<b>8</b>
5	Carey Price	MTL	58	3,439:49	4	1,755	27	25	6
	Alex Stalock	MIN	38	2,177:21	4	1,082	20	11	4
	Juuse Saros	NSH	40	2,176:50	4	1,142	17	12	4
8	Andrei Vasilevskiy	TBL	52	3,121:54	3	1,605	35	14	3
	Frederik Andersen	TOR	52	3,006:40	3	1,577	29	13	7
	Jordan Binnington	STL	50	2,947:41	3	1,430	30	13	7

\* Rookie





# 2019-20 SPECIAL TEAMS

## -- SHORTHANDED GOALS AGAINST --

Rank	Team	OVERALL		Team	HOME		Team	ROAD	
		GP	SHGA		GP	SHGA		GP	SHGA
1.	LAK	70	1	WPG	37	1	LAK	36	0
2.	WPG	71	3	VAN	35	1	MTL	34	0
3.	VGK	71	3	LAK	34	1	VGK	34	1
4.	VAN	69	4	CAR	33	1	NYI	33	1
5.	DAL	69	4	VGK	37	2	TOR	36	2
6.	CAR	68	4	ANA	36	2	STL	36	2
7.	MTL	71	5	PIT	35	2	BOS	35	2
8.	ANA	71	5	BUF	35	2	DAL	35	2
9.	<b>CBJ</b>	<b>70</b>	<b>5</b>	FLA	35	2	NYR	34	2
10.	ARI	70	5	DAL	34	2	SJS	34	2
11.	PIT	69	5	CGY	33	2	<b>CBJ</b>	<b>34</b>	<b>2</b>
12.	FLA	69	5	COL	33	2	WPG	34	2
13.	NYI	68	5	ARI	33	2	ARI	37	3
14.	OTT	71	6	OTT	37	3	TBL	36	3
15.	STL	71	6	<b>CBJ</b>	<b>36</b>	<b>3</b>	CAR	35	3
16.	NYR	70	6	PHI	35	3	ANA	35	3
17.	COL	70	6	MIN	35	3	PHI	34	3
18.	SJS	70	6	CHI	34	3	PIT	34	3
19.	PHI	69	6	NYR	36	4	OTT	34	3
20.	MIN	69	6	SJS	36	4	FLA	34	3
21.	BOS	70	7	NYI	35	4	VAN	34	3
22.	TOR	70	7	NSH	35	4	MIN	34	3
23.	TBL	70	7	STL	35	4	COL	37	4
24.	CHI	70	8	TBL	34	4	EDM	37	4
25.	NSH	69	8	WSH	33	4	NSH	34	4
26.	CGY	70	9	MTL	37	5	WSH	36	5
27.	WSH	69	9	BOS	35	5	CHI	36	5
28.	EDM	71	10	NJD	34	5	NJD	35	5
29.	NJD	69	10	TOR	34	5	CGY	37	7
30.	BUF	69	11	DET	37	6	DET	34	7
31.	DET	71	13	EDM	34	6	BUF	34	9
<b>Total</b>		<b>1,082</b>	<b>195</b>	<b>Total</b>	<b>1,082</b>	<b>97</b>	<b>Total</b>	<b>1,082</b>	<b>98</b>

## -- SHORTHANDED GOALS FOR --

Rank	Team	OVERALL		Team	HOME		Team	ROAD	
		GP	SHGA		GP	SHGA		GP	SHGA
1.	OTT	71	15	OTT	37	11	ANA	35	7
2.	CAR	68	10	PIT	35	5	MTL	34	6
3.	ANA	71	10	NSH	35	5	VGK	34	6
4.	NJD	69	9	SJS	36	5	NJD	35	6
5.	VGK	71	9	CAR	33	4	CAR	35	6
6.	PHI	69	8	ARI	33	4	COL	37	6
7.	NYR	70	8	TBL	34	4	NYR	34	5
8.	COL	70	8	LAK	34	4	WSH	36	5
9.	SJS	70	7	NYI	35	4	STL	36	5
10.	NYI	68	6	PHI	35	4	PHI	34	4
11.	PIT	69	6	BOS	35	4	OTT	34	4
12.	WSH	69	6	CGY	33	3	CHI	36	4
13.	NSH	69	6	NJD	34	3	DET	34	3
14.	TBL	70	6	EDM	34	3	VAN	34	3
15.	CHI	70	6	BUF	35	3	WPG	34	3
16.	CGY	70	6	FLA	35	3	DAL	35	3
17.	MTL	71	6	MIN	35	3	TOR	36	3
18.	WPG	71	6	NYR	36	3	CGY	37	3
19.	BUF	69	5	ANA	36	3	NYI	33	2
20.	VAN	69	5	WPG	37	3	BUF	34	2
21.	DAL	69	5	VGK	37	3	SJS	34	2
22.	BOS	70	5	COL	33	2	TBL	36	2
23.	TOR	70	5	TOR	34	2	PIT	34	1
24.	LAK	70	5	CHI	34	2	FLA	34	1
25.	ARI	70	5	DAL	34	2	NSH	34	1
26.	STL	71	5	VAN	35	2	<b>CBJ</b>	<b>34</b>	<b>1</b>
27.	FLA	69	4	<b>CBJ</b>	<b>36</b>	<b>2</b>	BOS	35	1
28.	DET	71	4	WSH	33	1	LAK	36	1
29.	MIN	69	3	DET	37	1	ARI	37	1
30.	<b>CBJ</b>	<b>70</b>	<b>3</b>	STL	35	0	MIN	34	0
31.	EDM	71	3	MTL	37	0	EDM	37	0
<b>Total</b>		<b>1,082</b>	<b>195</b>	<b>Total</b>	<b>1,082</b>	<b>98</b>	<b>Total</b>	<b>1,082</b>	<b>97</b>



# 2019-20 PENALTY MINUTES & OVERTIME



## -- PENALTY MINUTES BY TEAM --

Rank	Team	GP	Total	PIM	Bench	Bench PIM	PIM/GP
1.	ARIZONA	70	218	454	8	16	6.5
<b>2.</b>	<b>COLUMBUS</b>	<b>70</b>	<b>200</b>	<b>458</b>	<b>8</b>	<b>16</b>	<b>6.5</b>
3.	TORONTO	70	219	472	8	16	6.7
4.	LOS ANGELES	70	215	479	6	12	6.8
5.	BUFFALO	69	214	479	7	14	6.9
6.	ST. LOUIS	71	236	513	14	28	7.2
	FLORIDA	69	221	500	8	16	7.2
8.	WINNIPEG	71	218	525	10	20	7.4
9.	PITTSBURGH	69	234	517	7	14	7.5
10.	PHILADELPHIA	69	239	526	8	16	7.6
11.	MONTREAL	71	243	546	13	26	7.7
12.	CHICAGO	70	239	548	9	18	7.8
13.	VEGAS	71	252	566	12	24	8.0
14.	MINNESOTA	69	247	560	10	20	8.1
	EDMONTON	71	238	577	11	22	8.1
16.	DALLAS	69	251	568	9	18	8.2
17.	DETROIT	71	263	599	11	22	8.4
18.	NY ISLANDERS	68	222	575	8	16	8.5
	COLORADO	70	255	597	10	22	8.5
20.	CAROLINA	68	276	588	10	20	8.6
21.	CALGARY	70	253	615	8	16	8.8
22.	NASHVILLE	69	260	618	12	24	9.0
23.	VANCOUVER	69	264	643	11	22	9.3
24.	OTTAWA	71	276	682	17	34	9.6
25.	NEW JERSEY	69	269	666	10	20	9.7
	BOSTON	70	278	682	10	20	9.7
27.	WASHINGTON	69	298	699	8	16	10.1
28.	ANAHEIM	71	284	725	9	18	10.2
29.	SAN JOSE	70	279	723	11	22	10.3
	TAMPA BAY	70	298	723	15	30	10.3
31.	NY RANGERS	70	301	781	12	24	11.2

PIM excludes Bench Minors.

## -- TEAMS' OVERTIME RECORD --

Rank	Team	OVERALL				HOME				ROAD					
		GP	W	L	SO	Team	GP	W	L	SO	Team	GP	W	L	SO
1.	MTL	21	12	8	1	BUF	11	7	2	2	CGY	11	8	3	0
2.	CAR	16	11	5	0	CAR	8	6	2	0	PHI	11	8	2	1
3.	PIT	17	11	6	0	<b>CBJ</b>	<b>10</b>	<b>6</b>	<b>3</b>	<b>1</b>	CHI	11	7	2	2
4.	CGY	18	11	6	1	PIT	10	6	4	0	DAL	12	7	3	2
5.	DAL	19	11	5	3	MTL	12	6	6	0	MTL	9	6	2	1
6.	NYI	21	11	7	3	NYI	12	6	5	1	WSH	9	6	2	1
7.	PHI	17	10	2	5	TOR	13	6	3	4	ARI	10	6	3	1
8.	WSH	18	10	5	3	VAN	9	5	2	2	TBL	10	6	3	1
9.	VAN	15	9	3	3	OTT	11	5	3	3	STL	11	6	4	1
10.	CHI	17	9	4	4	LAK	6	4	1	1	PIT	7	5	2	0
11.	VGK	17	9	6	2	SJS	6	4	2	0	CAR	8	5	3	0
12.	ANA	18	9	8	1	DAL	7	4	2	1	EDM	8	5	2	1
13.	STL	19	9	7	3	VGK	8	4	3	1	ANA	9	5	3	1
14.	LAK	14	8	3	3	ANA	9	4	5	0	NYI	9	5	2	2
15.	TBL	14	8	5	1	WSH	9	4	3	2	VGK	9	5	3	1
16.	BUF	16	8	6	2	NYR	5	3	1	1	NJD	6	4	2	0
17.	TOR	17	8	4	5	WPG	6	3	2	1	VAN	6	4	1	1
18.	<b>CBJ</b>	<b>23</b>	<b>8</b>	<b>11</b>	<b>4</b>	CGY	7	3	3	1	BOS	7	4	1	2
19.	SJS	12	7	4	1	NSH	7	3	3	1	WPG	7	4	2	1
20.	WPG	13	7	4	2	MIN	8	3	2	3	FLA	8	4	1	3
21.	ARI	15	7	4	4	STL	8	3	3	2	LAK	8	4	2	2
22.	NSH	15	7	5	3	DET	4	2	2	0	NSH	8	4	2	2
23.	OTT	19	7	7	5	TBL	4	2	2	0	COL	5	3	1	1
24.	NYR	11	6	3	2	CHI	6	2	2	2	NYR	6	3	2	1
25.	EDM	15	6	7	2	PHI	6	2	0	4	SJS	6	3	2	1
26.	BOS	18	6	5	7	COL	8	2	6	0	MIN	4	2	2	0
27.	NJD	18	6	6	6	BOS	11	2	4	5	TOR	4	2	1	1
28.	MIN	12	5	4	3	NJD	12	2	4	6	DET	5	2	1	2
29.	COL	13	5	7	1	ARI	5	1	1	3	OTT	8	2	4	2
30.	FLA	13	5	4	4	FLA	5	1	3	1	<b>CBJ</b>	<b>13</b>	<b>2</b>	<b>8</b>	<b>3</b>
31.	DET	9	4	3	2	EDM	7	1	5	1	BUF	5	1	4	0



**BlueJackets.com**

